



P O W E R | T R A N S F E R

| 2 | 0 | 2 | 4 |

JT
SPROCKETS
W O R L D W I D E

A P P L I C A T I O N G U I D E

www.jtsprockets.com

Contents

Application Guide

5

Road Applications					
ADLY Road Bikes	5	KSR Road Bikes	53	Kawasaki Off Road Bikes	97
Aprilia Road Bikes	5	KTM Road Bikes	53	KTM Off Road Bikes	100
Bajaj Road Bikes	7	Kymco Road Bikes	55	Maico Off Road Bikes	109
Benelli Road Bikes	7	Malaguti Road Bikes	56	Rieju Off Road Bikes	109
Betamotor Road Bikes	7	MBK Road Bikes	56	Suzuki Off Road Bikes	109
BMW Road Bikes	8	Modenas Road Bikes	56	Thumpstar Pit Bikes	111
Brixton Road Bikes	10	Moto Morini Road Bikes	56	Triumph Off Road Bikes	111
Bultaco Road Bikes	10	Motor Hispania Road Bikes	56	X-Sport Pit Bikes	112
Cagiva Road Bikes	10	MuZ Road Bikes	56	Yamaha Off Road Bikes	112
CF Moto Road Bikes	11	Peugeot Road Bikes	57		
CPI Road Bikes	11	Rieju Road Bikes	57	ATV Applications	
Daelim Road Bikes	11	Royal Enfield Bikes	57	Aeon ATV	117
Daytona Road Bikes	11	Suzuki Road Bikes	58	Bombardier ATV	117
Derbi Road Bikes	12	SYM Bikes	69	Derbi ATV	117
Ducati Road Bikes	13	Triumph Road Bikes	70	Honda Three Wheels	117
Fantic Road Bikes	21	Voge Road Bikes	72	Honda Four Wheels	117
Generic Road Bikes	21	Yamaha Road Bikes	72	Kawasaki Three Wheels	118
Gilera Road Bikes	21	Zontes Road Bikes	84	Kawasaki Four Wheels	118
Harley Davidson Road Bikes	22			Kreidler ATV	118
HMZ Road Bikes	22	Off-Road Motorcycle Applications		KTM Four Wheels	118
Honda Road Bikes	22	Aprilia Off Road Bikes	85	Kymco ATV	118
Husqvarna Road Bikes	38	Betamotor Off Road Bikes	85	Polaris ATV	119
Hyosung Road Bikes	39	BMW Off Road Bikes	85	Suzuki Three Wheels	122
Jincheng Road Bikes	39	Cagiva Off Road Bikes	85	Suzuki Four Wheels	122
Kawasaki Road Bikes	39	Gas Gas Off Road Bikes	85	Yamaha Three Wheels	122
Keeway Road Bikes	52	Honda Off Road Bikes	87	Yamaha Four Wheels	122
Kreidler Road Bikes	53	Husaberg Off Road Bikes	91		
		Husqvarna Off Road Bikes	92		

Parts Reference

124

RaceLite Sprocket Range & Colours	124	TwinStar Sprocket Range & Colours	126
-----------------------------------	-----	-----------------------------------	-----

Important Note

Where manufacturer's name and / or numbers are mentioned, they are purely for reference purposes only and not to indicate source of manufacture or any connection in the course of trade with the manufacturer's name.

Every effort has been made to ensure accuracy and compatibility, but there is a responsibility between seller and purchaser to be satisfied that the product is wholly appropriate for the purpose of its intended use when reasonably used. If in any doubt for fitment and maintenance information, please refer to the vehicle manufacturers recommendations.

Property in and title to goods supplied by the seller shall not pass to the purchaser until the price has been paid in full but any risk in respect of such goods shall pass to the purchaser upon the shipment of the goods ex Bike Alert's warehouse.

Very Important: Please note that the chain shown in this manual is for size reference only.

For the correct chain type and grade, please refer to the vehicle's manufacturer manual.

Reasonable care has been exercised regarding the tabulation of this sprocket selector manual. All details contained in this selector manual are subject to change without notice. No liability will be accepted for any omissions or errors in this manual.

Warranty

All sprockets manufactured by JT Sprockets® are guaranteed to be free of defects in material and workmanship. JT Sprockets will repair or replace free of charge any pieces we recognise to be faulty. Said goods have to be returned free to our warehouse, packing and duties included. JT Sprockets makes no other warranty of any kind, whether expressed or implied and do not take any responsibility upon eventual damages involved in the use of their products, even if defective.

JT Sprockets Europe

30 Optima Park, Thames Road, Crayford, Kent, DA1 4QX, United Kingdom
Tel: +44 (0) 1322 526 236 Fax: +44 (0) 1322 528 487 email: sales@bikealert.com

JT Sprockets USA & Canada

2230 Skyview Drive, Lithia Springs, GA 30122, USA
Tel: +1 (770) 948 8880 Fax: +1 (770) 948 8893 email: bausa@bikealert.com

JT Sprockets Types & Part Number System

FRONT SPROCKET
PINION
C/SHAFT

UNIQUE FITMENT NO.

TEETH NO.

SPECIAL FEATURE

---: NORMAL

RB: RUBBER CUSHION
OEM TYPE

SC: SELF CLEANING
LIGHTENED

JT**F**00000.00XYZ

JT**R**00000.00XYZ

STEEL REAR SPROCKET
STEEL CHAIN WHEEL
STEEL CROWN

UNIQUE FITMENT NO.

TEETH NO.

SPECIAL FEATURE

---: NORMAL

SC: SELF CLEANING
HEAT INDUCTION
LIGHTENED

ZBK: BLACK ZINC

JT**A**00000.00XYZ

RACELITE
ALUMINIUM 7075-T6
REAR

UNIQUE FITMENT NO.

TEETH NO.

COLOUR

BLK: BLACK

BLU: BLUE

GLD: GOLD

ORG: ORANGE

RED: RED

JT**X**00000.00XYZ

TWINSTAR
HYBRID REAR SPROCKET
STEEL / ALUMINIUM

UNIQUE FITMENT NO.

TEETH NO.

COLOUR


BLU: BLUE

GLD: GOLD

GR: GREY

ORG: ORANGE

RED: RED



JT RACING
SPROCKETS

JT RACING

JT RACING
SPROCKETS

JT RACING
SPROCKETS

ERGAL 7075 T6

ERGAL 7075 T6

ERGAL 7075 T6

JT RACING

RACELITE ALUMINIUM 7075 T6

JT Sprockets is proud to introduce the new RaceLite range of anodised 7075-T6 aluminium competition sprockets. These new JT Racing sprockets are designed and engineered to withstand the extreme pro-race conditions, providing maximum strength and durability at minimum weight.

Precision CNC machined to JT's uncompromising standards from certified 7075-T6 Ergal aviation grade aluminium alloy, the new RaceLite sprockets will be available in a hard wearing anodised black, orange, red or blue finish to compliment the colour scheme on all the major manufacturers' motocross and enduro bikes.

The RaceLite range of competition sprockets, in addition to the full off road range, also includes fitments for road sport bikes. Made of the same hard wearing 7075 T6 Ergal, these rear sprockets have a rich black or gold anodised finish for the most popular Supersport and Superbike road race machines, with a full selection of gearing options available for those demanding track days.



CC	Make	Model	Year	Front Sprocket			Rear		Chain	
				Normal	Special	T	Steel Sprocket	T	Pitch	Length
ADLY Road Bikes										
300	ADLY	300 Thunderbike	04-05	JTF1352		13		32	520	86
Aprilia Road Bikes										
50	Aprilia	50 MX SM	03-06	JTF1120		11	JTR24	51	420	126
50	Aprilia	50 RS	99-05	JTF1120		12	JTR23	47	420	122
50	Aprilia	50 RS	06-09	JTF1128		11	JTR1133	53	420	132
50	Aprilia	50 RS	10-13	JTF1128		11	JTR1133	53	420	132
50	Aprilia	50 RS4	12-17	JTF1128		11	JTR1133	53	420	132
50	Aprilia	50 RS4 2T E4	18-20	JTF1128		11	JTR1133	59	420	134
50	Aprilia	50 RS4 Replica	12-16	JTF1128		11	JTR1133	53	420	132
50	Aprilia	50 RX	98-05	JTF1120		12	JTR24	51	420	126
50	Aprilia	50 RX	16-17	JTF1128		11	JTR1131	53	420	132
50	Aprilia	50 RX Factory E4 2T LC	18-20	JTF1128		11	JTR1132	59	420	134
50	Aprilia	50 SX	06-11	JTF1128		11	JTR1131	53	420	132
50	Aprilia	50 SX	12-16	JTF1128		11	JTR1133	53	420	132
50	Aprilia	50 SX E4 2T LC	18-20	JTF1128		11	JTR1133	59	420	134
50	Aprilia	50 SX Factory E4 2T LC	18-20	JTF1128		11	JTR1133	59	420	134
50	Aprilia	50 Tuono	03-05	JTF1120		11	JTR23	47	420	124
75	Aprilia	75 W4	92-96	JTF708		15	JTR696	49	428	124
125	Aprilia	125 Red Rose Custom AE	88-90	JTF394		14	JTR20	41	520	110
125	Aprilia	125 Red Rose Custom	91-95	JTF394		14	JTR20	41	520	110
125	Aprilia	125 Red Rose	96-99	JTF394		14		40	520	110
125	Aprilia	125 AFI Sintesi	88-89	JTF394		16	JTR19	37	520	106
125	Aprilia	125 AFI Sport	93	JTF394		16	JTR19	37	520	106
125	Aprilia	125 AFI Sport Pro	92-93	JTF394		16	JTR19	38	520	108
125	Aprilia	125 AFI Super Sport	88-90	JTF394		16	JTR19	37	520	106
125	Aprilia	125 AFI Replica	88-92	JTF402	JTF402RB	16	JTR19	36	520	104
125	Aprilia	125 AFI Futura / Europa	90-93	JTF394		16	JTR19	38	520	106
125	Aprilia	125 AFI Extrema	93-94	JTF394		15	JTR701	39	520	108
125	Aprilia	125 ETX	84	JTF393		14	JTR5	39	520	100
125	Aprilia	125 ETX Tuareg	85	JTF393		15	JTR5	41	520	102
125	Aprilia	125 ETX Tuareg	86-87	JTF402		15	JTR5	41	520	102
125	Aprilia	125 MX	85	JTF393		15		50	520	116
125	Aprilia	125 MX	04-07	JTF394		16	JTR22	45	520	112
125	Aprilia	125 MX	Finland 04	JTF394		16	JTR5	45	520	112
125	Aprilia	125 Pegaso	89-99	JTF394		14	JTR21	40	520	104
125	Aprilia	125 RS Extrema	93-03	JTF394		17	JTR701	41	520	106
125	Aprilia	125 RS Extrema	04-05	JTF394		17	JTR701	40	520	106
125	Aprilia	125 RS Replica	93-03	JTF394		14	JTR701	39	520	108
125	Aprilia	125 RS	06-12	JTF394		17	JTR703	40	520	110
125	Aprilia	125 RS4	11-16	JTF712		13	JTR25	60	428	136
125	Aprilia	125 RS	21-23	JTF712		13	JTR25	58	428	136
125	Aprilia	125 RS4 Replica	13-17	JTF712		13	JTR25	60	428	136
125	Aprilia	125 RS Replica 4T ABS E4	17-20	JTF712		13	JTR25	60	428	136
125	Aprilia	125 RS Replica 4T ABS E4	21-23	JTF712		13	JTR25	58	428	136
125	Aprilia	125 RS (80 Kmh version)	Germany 93-96	JTF394		13	JTR701	39	520	104
125	Aprilia	125 RS (80 Kmh version)	Germany 97-03	JTF394		13	JTR701	40	520	106
125	Aprilia	125 RX/R	90-93	JTF394		14	JTR22	49	520	108
125	Aprilia	125 RX	France 93-97	JTF394		17	JTR22	49	520	114
125	Aprilia	125 RX	00	JTF394		14	JTR22	49	520	114
125	Aprilia	125 RX	08-12	JTF394		15	JTR22	49	520	114
125	Aprilia	125 RX E4	18-23	JTF712		13	JTR1135	69	428	142
125	Aprilia	125 ST	83	JTF800		13	JTR13	41	520	110
125	Aprilia	125 STX	84	JTF800		13	JTR13	39	520	110
125	Aprilia	125 SX	08-12	JTF394		15	JTR22	45	520	112
125	Aprilia	125 SX E4	18-23	JTF712		13	JTR1135	62	428	138
125	Aprilia	125 Tuareg	86-87	JTF402		15	JTR16	41	520	102

RB - OEM Technology Rubber Cushioned Front Sprocket

CC	Make	Model	Year	Front Sprocket			Rear		Chain	
				Normal	Special	T	Steel Sprocket	T	Pitch	Length
125	Aprilia	125 Tuareg Freno Disco	87	JTF402		15	JTR18	45	520	110
125	Aprilia	125 Tuareg Rally	85-87	JTF402		14	JTR17	42	520	102
125	Aprilia	125 Tuareg Rally	89-	JTF394		14	JTR22	49	520	110
125	Aprilia	125 Tuareg Rally	90-93	JTF394		14	JTR22	49	520	108
125	Aprilia	125 Tuareg Wind	88	JTF394		14	JTR16	40	520	104
125	Aprilia	125 Tuareg Wind AE	89-90	JTF394		14	JTR701	40	520	104
125	Aprilia	125 Tuareg Wind	90-92	JTF394		14	JTR21	40	520	104
125	Aprilia	125 Tuono	03-07	JTF394		14	JTR701	40	520	104
125	Aprilia	125 Tuono	17-20	JTF712		13	JTR25	60	428	136
125	Aprilia	125 Tuono	21-23	JTF712		13	JTR25	58	428	136
250	Aprilia	250 MX	85	JTF393		15		50	520	116
250	Aprilia	250 Tuareg Rally	85-89	JTF402	JTF402RB	16	JTR17	42	520	110
250	Aprilia	250 RS	95-04	JTF436		14	JTR28	42	520	110
350	Aprilia	350 ETX Tuareg	85-87	JTF402		15		46	520	104
350	Aprilia	350 ETX Tuareg Wind	88-90	JTF1125		16	JTR5	45	520	104
450	Aprilia	450 MXV	10-12	JTF707		14	JTR706	49	520	112
450	Aprilia	450 RXV	06-12	JTF707		15	JTR706	48	520	112
450	Aprilia	450 SXV	06-12	JTF707		15	JTR706	46	520	112
550	Aprilia	550 RXV	06-12	JTF707		15	JTR706	48	520	112
550	Aprilia	550 SXV	06-12	JTF707		15	JTR706	46	520	112
600	Aprilia	600 ETX Tuareg	85-87	JTF1125		15		46	520	104
600	Aprilia	600 Tuareg SPX Paris Dakar	88-90	JTF1125		17	JTR5	43	520	108
600	Aprilia	600 Tuareg Wind	90-92	JTF1125		17	JTR5	43	520	106
600	Aprilia	600 Pegaso	90	JTF1125		17	JTR5	43	520	108
600	Aprilia	600 Pegaso	92-93	JTF1125		17	JTR5	43	520	106
650	Aprilia	650 Pegaso	92-97	JTF1126		16	JTR5	47	520	110
650	Aprilia	650 Pegaso	98-99	JTF402	JTF402RB	16	JTR5	47	520	110
650	Aprilia	650 Pegaso Cube	00	JTF402	JTF402RB	16	JTR5	47	520	110
650	Aprilia	650 Pegaso i.e.	01-04	JTF402	JTF402RB	16	JTR5	47	520	110
650	Aprilia	650 Pegaso Tucsany Tibet	04	JTF402	JTF402RB	16	JTR5	46	520	110
650	Aprilia	650 Pegaso Factory	07-09	JTF308	JTF308RB	15	JTR5	44	520	110
650	Aprilia	650 Pegaso Strada	05-09	JTF308	JTF308RB	15	JTR703	44	520	110
650	Aprilia	650 Pegaso Trail	07-09	JTF308	JTF308RB	15	JTR703	44	520	110
650	Aprilia	Moto 6.5	95-99	JTF1126		16	JTR5	49	520	108
650	Aprilia	650 Stark	France 95-98	JTF1126		16	JTR5	49	520	120
660	Aprilia	660 RS	21-24	JTF710	JTF710RB	17	JTR703	43	520	110
660	Aprilia	660 Tuareg	21-24	JTF710	JTF710RB	15	JTR703	42	520	120
660	Aprilia	660 Tuono	21-24	JTF710	JTF710RB	17	JTR703	43	520	110
660	Aprilia	660 Tuono Factory	22	JTF710	JTF710RB	16	JTR703	43	520	100
750	Aprilia	750 Dorsoduro / ABS	07-16	JTF709	JTF709RB	16	JTR702	46	525	112
750	Aprilia	750 Dorsoduro Factory / ABS	10-16	JTF709	JTF709RB	16	JTR702	46	525	112
750	Aprilia	750 SL Shiver / ABS	07-16	JTF709	JTF709RB	16	JTR702	44	525	108
750	Aprilia	750 SL Shiver GT / ABS	07-16	JTF709	JTF709RB	16	JTR702	44	525	108
850	Aprilia	850 Mana / ABS	08-16			18	JTR702	40	525	110
850	Aprilia	850 Mana GT / ABS	08-16			18	JTR702	40	525	110
900	Aprilia	900 Dorsoduro ABS	17-21	JTF709		15	JTR702	44	525	112
900	Aprilia	900 Shiver ABS	17-21	JTF709		15	JTR702	44	525	112
1000	Aprilia	1000 ETV Capo Nord	01-08	JTF704	JTF704RB	17		45	525	112
1000	Aprilia	1000 RST Futura	01-04	JTF704	JTF704RB	16		43	525	108
1000	Aprilia	1000 RSV Mille R,SL,SP	98-03	JTF704	JTF704RB	17	JTR702	42	525	108
1000	Aprilia	1000 RSV Mille <<< 520 Chain Conversion	98-03	JTF705		17	JTR703	42	520	108
1000	Aprilia	1000 RSV R	04-09	JTF704	JTF704RB	16	JTR702	40	525	106
1000	Aprilia	1000 RSV R <<< 520 Chain Conversion	04-09	JTF705		16	JTR703	40	520	106
1000	Aprilia	1000 RSV4 Factory	09-14	JTF704	JTF704RB	16	JTR713	40	525	108
1000	Aprilia	1000 RSV4 Factory <<< 520 Chain Conversion	09-14	JTF705		16	JTR703	40	520	108
1000	Aprilia	1000 RSV4 Factory APRC	11-14	JTF704	JTF704RB	16	JTR713	42	525	108
1000	Aprilia	1000 RSV4 Factory APRC SE	11-14	JTF704	JTF704RB	16	JTR713	42	525	108

CC	Make	Model	Year	Front Sprocket			Rear		Chain	
				Normal	Special	T	Steel Sprocket	T	Pitch	Length
1000	Aprilia	1000 RSV4 Factory Racing LE	17	JTF704	JTF704RB	16	JTR713	41	525	110
1000	Aprilia	1000 RSV4 R / APRC	11-15	JTF704	JTF704RB	16	JTR713	40	525	108
1000	Aprilia	1000 RSV4 RF	15-21	JTF704	JTF704RB	16	JTR713	41	525	110
1000	Aprilia	1000 RSV4 RR	16-21	JTF704	JTF704RB	16	JTR713	41	525	110
1000	Aprilia	1000 RSV Tuono	03-05	JTF704	JTF704RB	17	JTR702	42	525	108
1000	Aprilia	1000 Tuono R Racing	06-11	JTF704	JTF704RB	16	JTR702	40	525	106
1000	Aprilia	1000 Tuono V4 R / APRC	12-16	JTF704	JTF704RB	16	JTR713	42	525	108
1000	Aprilia	1000 SL Falco	00-06	JTF704	JTF704RB	16		41	525	108
1000	Aprilia	1000 SL Falco <<< 520 Chain Conversion	00-06	JTF705		16		41	520	108
1100	Aprilia	1100 Tuono V4 RR	15-23	JTF704	JTF704RB	15	JTR713	42	525	110
1100	Aprilia	1100 Tuono V4 Factory	15-23	JTF704	JTF704RB	15	JTR713	42	525	110
1100	Aprilia	1100 Tuono V4 Superpole	21-23	JTF704	JTF704RB	15	JTR713	42	525	110
1100	Aprilia	1100 RSV4 Racing Factory	19-22	JTF704	JTF704RB	16	JTR713	41	525	110
1200	Aprilia	1200 Dorsoduro / V4R ABS	11-16	JTF709	JTF709RB	16	JTR702	40	525	110
Bajaj Road Bikes										
400	Bajaj	400 Dominar		JTF1908	JTF1908RB	15	JTR890	45	520	120
Benelli Road Bikes										
125	Benelli	BN125	17-24	JTF783		14	JTR1010	43	428	124
125	Benelli	125 Leoncino Euro 5	22-23	JTF785		13		46	428	130
125	Benelli	125 Tornado TNT	17-21	JTF273		15	JTR1010	37	428	124
125	Benelli	125 Tornado Naked T	22-23	JTF783		14	JTR1010	37	428	
302	Benelli	BN302	15-21	JTF781		14	JTR15	44	525	108
400	Benelli	400 Imperiale	18-21			14	JTR15	46	525	120
500	Benelli	500 Leoncino	17-18	JTF781		14	JTR15	42	525	110
500	Benelli	500 Leoncino 502X	18-21	JTF781		14	JTR15	44	525	116
500	Benelli	500 Leoncino Euro 4	18-20	JTF781		14	JTR15	43	525	
500	Benelli	500 Leoncino Trail Euro 4	18-20	JTF781		14		44	525	112
500	Benelli	502C Cruiser	19-21	JTF781		14	JTR15	44	525	116
500	Benelli	TRK502	17-21	JTF781		14	JTR15	42	525	114
500	Benelli	TRK502 X	18-21	JTF781		14		44	525	114
600	Benelli	BN600i	16-17	JTF781		14	JTR15	46	525	120
600	Benelli	BN600 GT	16-17	JTF781		14	JTR15	46	525	120
600	Benelli	BN600 R	14-17	JTF781		14	JTR15	46	525	120
702	Benelli	TRK702 Euro 5	23-24	JTF784	JTF784RB	15	JTR17	46	520	
702	Benelli	TRK702 X Euro 5	23-24	JTF784	JTF784RB	15	JTR17	46	520	
752	Benelli	752 S	18-23	JTF782		16	JTR15	44	525	116
800	Benelli	800 Leoncino Euro 5	22-23	JTF782		16	JTR15	46	525	112
800	Benelli	800 Leoncino Trail Euro 5	22-23	JTF782		16			525	112
899	Benelli	TRE899 K	16	JTF782		16	JTR15	41	525	110
900	Benelli	900 Tornado TRE	02-03	JTF782		16	JTR15	41	525	112
900	Benelli	900 Tornado TRE RS	04-08	JTF782		16	JTR15	41	525	112
900	Benelli	900 Tornado Naked TRE	16	JTF782		16	JTR15	41	525	112
1000	Benelli	1000 Tornado RS	04-05	JTF782		16	JTR15	41	525	112
1130	Benelli	1130 Café Race	06-08	JTF782		16	JTR15	36	525	110
1130	Benelli	1130 Tornado Naked TRE R	07-09	JTF782		16	JTR15	36	525	110
1130	Benelli	1130 Century Racer	11	JTF782		16	JTR15	41	525	110
1130	Benelli	1130 TNT / R160	04-11	JTF782		16	JTR15	41	525	110
1130	Benelli	1130 Tornado Naked TRE R	16	JTF782		16	JTR15	36	525	110
1130	Benelli	1130 TRE K	11-12	JTF782		16	JTR15	36	525	112
1130	Benelli	1130 TRE K	15-17	JTF782		16	JTR15	34	525	112
Betamotor Road Bikes										
50	Betamotor	50 RR Enduro	02-04	JTF1120		12		51	420	126
50	Betamotor	50 RR Enduro	05-17	JTF1120		11	JTR1141	51	420	
50	Betamotor	50 RR Enduro	18-20	JTF1120		12	JTR1141	60	420	136
50	Betamotor	50 RR Enduro	22-23	JTF1120		11	JTR1141	62	420	140

CC	Make	Model	Year	Front Sprocket			Rear		Chain	
				Normal	Special	T	Steel Sprocket	T	Pitch	Length
50	Betamotor	50 RR Enduro Factory	12-17	JTF1120		11	JTR1141	51	420	
50	Betamotor	50 RR Enduro Racing	05-09	JTF1120		11	JTR1141	51	420	126
50	Betamotor	50 RR Enduro Racing	10-16	JTF1120		11	JTR1141	51	420	
50	Betamotor	50 RR Enduro Racing	17	JTF1120		11			420	
50	Betamotor	50 RR Enduro Racing	18-20	JTF1120		12	JTR1141	60	420	136
50	Betamotor	50 RR Enduro Sport	15-17	JTF1120		11	JTR1141	51	420	
50	Betamotor	50 RR Enduro Sport	18-20	JTF1120		12	JTR1141	60	420	136
50	Betamotor	50 RR Supermotard	02-05	JTF1120		13		50	420	126
50	Betamotor	50 RR Supermotard	21-23	JTF1120		11	JTR1141	60	420	134
50	Betamotor	50 RR Supermotard Racing	06-09	JTF1120		11	JTR1141	50	420	126
125	Betamotor	125 RE AC	11-16	JTF1550		14	JTR1140	54	428	130
125	Betamotor	125 RR	06-10	JTF1550		14		50	428	130
125	Betamotor	125 RR LC 4T Enduro	11-20	JTF1550		14	JTR1140	63	428	140
125	Betamotor	125 RR LC 4T Enduro	21-23	JTF1122		14	JTR1140	63	428	140
125	Betamotor	125 RR LC 4T Motard	11-20	JTF1550		14	JTR1140	56	428	136
125	Betamotor	125 RR LC 4T Motard	11-20	JTF1550		14	JTR1140	58	428	136
125	Betamotor	125 RR LC Supermotard CBS	17-23	JTF1550		14	JTR1140	56	428	136
125	Betamotor	125 RR AC Enduro	13-15	JTF1550		14	JTR1140	54	428	130
125	Betamotor	125 RR AC Motard	08-12	JTF1550		14	JTR1140	50	428	130
125	Betamotor	125 RR AC Motard	13-20	JTF1550		14	JTR1140	63	428	142
125	Betamotor	125 RR 2T	18-21	JTF1901	JTF1901RB	13	JTR210	50	520	110
125	Betamotor	125 SM M4	06-10	JTF1550		14		46	428	128
200	Betamotor	200 RR Enduro	19-20	JTF1901	JTF1901RB	14	JTR210	49	520	116
350	Betamotor	350 Jonathan	01-02	JTF432	JTF432SC	15	JTR5	41	520	120
350	Betamotor	350 Jonathan	03-10	JTF432		16	JTR5	44	520	122
400	Betamotor	400 Alp 4.0	10-11	JTF432	JTF432SC	15		48	428	112
400	Betamotor	400 M4 Supermoto	10-11	JTF432	JTF432SC	15		42	428	110

BMW Road Bikes

310	BMW	G310 GS	16-20	JTF406	JTF406RB	16	JTR5	40	520	112
310	BMW	G310 GS	21-24	JTF406	JTF406RB	16	JTR5	40	520	112
310	BMW	G310 R	16-20	JTF406	JTF406RB	16	JTR5	40	520	112
310	BMW	G310 R	21-24	JTF406	JTF406RB	16	JTR5	40	520	112
450	BMW	G450 X Street Legal	09	JTF403		15	JTR8	51	520	114
650	BMW	F650	94-95	JTF402	JTF402RB	16	JTR5	47	520	110
650	BMW	F650 Funduro	96-00	JTF402	JTF402RB	16	JTR5	47	520	110
650	BMW	F650 ST Strada	98-00	JTF402	JTF402RB	16	JTR5	47	520	110
650	BMW	F650 Dakar	99-00	JTF402	JTF402RB	16	JTR5	47	520	112
650	BMW	F650 GS Dakar	01-05	JTF402	JTF402RB	16	JTR5	47	520	112
650	BMW	F650 GS	99-07	JTF402	JTF402RB	16	JTR5	47	520	112
650	BMW	G650 GS	11-15	JTF402	JTF402RB	16	JTR5	47	520	112
650	BMW	G650 GS Sertao	12-13	JTF402	JTF402RB	16	JTR5	47	520	112
650	BMW	650 Xchallenge	07-08	JTF402	JTF402RB	16	JTR9	47	520	112
650	BMW	650 Xcountry	07-08	JTF402	JTF402RB	16	JTR9	47	520	112
650	BMW	650 Xmoto	07-08	JTF402	JTF402RB	16	JTR703	47	520	112
800	BMW	F650 GS (JTR6.41 for 8.5mm bolts)	08-12	JTF704	JTF704RB	17	JTR6	41	525	116
800	BMW	F650 GS (JTR3.41 for 10.5mm bolts)	08-12	JTF704	JTF704RB	17	JTR3	41	525	116
800	BMW	F650 GS SE	12	JTF704	JTF704RB	17	JTR3	41	525	116
800	BMW	F700 GS	13-18	JTF704	JTF704RB	17	JTR3	42	525	116
800	BMW	F800 GS (JTR6.42 for 8.5mm bolts)	08-18	JTF704	JTF704RB	16	JTR6	42	525	116
800	BMW	F800 GS (JTR3.42 for 10.5mm bolts)	08-18	JTF704	JTF704RB	16	JTR3	42	525	116
800	BMW	F800 GS Adventure	13-18	JTF704	JTF704RB	16	JTR3	42	525	116
800	BMW	F800 GS Triple Black	12	JTF704	JTF704RB	16	JTR3	42	525	116
800	BMW	F800 GS Trophy	12	JTF704	JTF704RB	16	JTR3	42	525	116
800	BMW	F800 GS	24	JTF704	JTF704RB	17	JTR10	44	525	122
800	BMW	F800 R (JTR6.47 for 8.5mm bolts)	09-18	JTF405	JTF405RB	20	JTR6	47	525	120
800	BMW	F800 R (JTR3.47 for 10.5mm bolts)	09-18	JTF405	JTF405RB	20	JTR3	47	525	120
800	BMW	F800 R (JTR3.47 for 10.5mm bolts)	19-20	JTF405	JTF405RB	19	JTR3	47	525	120
853	BMW	F750 GS	18-20	JTF704	JTF704RB	17	JTR10	44	525	122

CC	Make	Model	Year	Front Sprocket			Rear		Chain	
				Normal	Special	T	Steel Sprocket	T	Pitch	Length
853	BMW	F750 GS	21-24	JTF704	JTF704RB	17	JTR10	44	525	122
853	BMW	F850 GS	18-20	JTF704	JTF704RB	17	JTR10	44	525	122
853	BMW	F850 GS	21-24	JTF704	JTF704RB	17	JTR10	44	525	122
853	BMW	F850 GS Adventure	18-20	JTF704	JTF704RB	17	JTR10	44	525	122
853	BMW	F850 GS Adventure	21-23	JTF704	JTF704RB	17	JTR10	44	525	122
895	BMW	F900 R	20-21	JTF704	JTF704RB	17	JTR10	44	525	122
895	BMW	F900 R	22	JTF704	JTF704RB	17	JTR10	44	525	122
895	BMW	F900 R	23	JTF704	JTF704RB	17	JTR10	44	525	122
895	BMW	F900 R	24	JTF704	JTF704RB	17	JTR10	44	525	122
853	BMW	F900 GS	24	JTF704	JTF704RB	17	JTR10	44	525	124
853	BMW	F900 GS Adventure	24	JTF704	JTF704RB	17	JTR10	44	525	122
895	BMW	F900 XR	20-21	JTF704	JTF704RB	17	JTR10	44	525	122
895	BMW	F900 XR	22	JTF704	JTF704RB	17	JTR10	44	525	122
895	BMW	F900 XR	23	JTF704	JTF704RB	17	JTR10	44	525	122
895	BMW	F900 XR	24	JTF704	JTF704RB	17	JTR10	44	525	122
1000	BMW	M1000 R	22-24	JTF404	JTF404RB	17	JTR10	47	525	122
1000	BMW	M1000 RR	21-24	JTF404	JTF404RB	17	JTR10	46	525	122
1000	BMW	S1000 R	13-18	JTF404	JTF404RB	17	JTR7	45	525	120
1000	BMW	S1000 R <<< 520 Chain Conversion	13-18	JTF1404		17	JTR75	45	520	120
1000	BMW	S1000 R <<< 520 Chain Conversion (Aluminium Rear)	13-18	JTF1404		17	JTA75BLK	45	520	120
1000	BMW	S1000 R	19-20	JTF404	JTF404RB	17	JTR7	45	525	120
1000	BMW	S1000 R <<< 520 Chain Conversion	19-20	JTF1404		17	JTR75	45	520	120
1000	BMW	S1000 R <<< 520 Chain Conversion (Aluminium Rear)	19-20	JTF1404		17	JTA75BLK	45	520	120
1000	BMW	S1000 R	21-24	JTF404	JTF404RB	17	JTR10	45	525	120
1000	BMW	S1000 R <<< 520 Chain Conversion	21-24	JTF1404		17		45	520	120
1000	BMW	S1000 RR <small>K46</small>	09-11	JTF404	JTF404RB	17	JTR7	44	525	120
1000	BMW	S1000 RR <<< 520 Chain Conversion	09-11	JTF1404		17	JTR75	44	520	120
1000	BMW	S1000 RR <<< 520 Chain Conversion (Aluminium Rear)	09-11	JTF1404		17	JTA75BLK	44	520	120
1000	BMW	S1000 RR	12-18	JTF404	JTF404RB	17	JTR7	45	525	120
1000	BMW	S1000 RR <<< 520 Chain Conversion	12-18	JTF1404		17	JTR75	45	520	120
1000	BMW	S1000 RR <<< 520 Chain Conversion (Aluminium Rear)	12-18	JTF1404		17	JTA75BLK	45	520	120
1000	BMW	S1000 RR	19-20	JTF404	JTF404RB	17	JTR10	45	525	120
1000	BMW	S1000 RR <<< 520 Chain Conversion	19-20	JTF1404		17		45	520	120
1000	BMW	S1000 RR	21-23	JTF404	JTF404RB	17	JTR10	45	525	120
1000	BMW	S1000 RR <<< 520 Chain Conversion	21-23	JTF1404		17		45	520	120
1000	BMW	S1000 RR	24	JTF404	JTF404RB	17	JTR10	46	525	122
1000	BMW	S1000 RR <<< 520 Chain Conversion	24	JTF1404		17		46	520	122
1000	BMW	S1000 RR Sport	10	JTF404	JTF404RB	17	JTR7	44	525	120
1000	BMW	S1000 RR Sport <<< 520 Chain Conversion	10	JTF1404		17	JTR75	44	520	120
1000	BMW	S1000 RR Sport <<< 520 Chain Conversion (Aluminium Rear)	10	JTF1404		17	JTA75BLK	44	520	120
1000	BMW	S1000 XR	14-19	JTF404	JTF404RB	17	JTR7	45	525	128
1000	BMW	S1000 XR <<< 520 Chain Conversion	14-19	JTF1404		17	JTR75	45	520	128
1000	BMW	S1000 XR <<< 520 Chain Conversion (Aluminium Rear)	14-19	JTF1404		17	JTA75BLK	45	520	128
1000	BMW	S1000 XR	20-21	JTF404	JTF404RB	17	JTR10	45	525	128
1000	BMW	S1000 XR <<< 520 Chain Conversion	20-21	JTF1404		17		45	520	128
1000	BMW	S1000 XR <<< 520 Chain Conversion (Aluminium Rear)	20-21	JTF1404		17	JTA75BLK	45	520	128
1000	BMW	S1000 XR	22-24	JTF404	JTF404RB	17	JTR10	45	525	128
1000	BMW	S1000 XR <<< 520 Chain Conversion	22-24	JTF1404		17		45	520	128
1000	BMW	1000 HP4	13-15	JTF404	JTF404RB	17		45	525	118
1000	BMW	1000 HP4 <<< 520 Chain Conversion	13-15	JTF1404		17		45	520	118

RB - OEM Technology Rubber Cushioned Front Sprocket

CC	Make	Model	Year	Front Sprocket			Rear		Chain	
				Normal	Special	T	Steel Sprocket	T	Pitch	Length
Brixton Road Bikes										
125	Brixton	125 Cromwell	18-21			14	JTR269	47	428	122
125	Brixton	125 Crossfire	20-21			14	JTR269	38	428	116
125	Brixton	125 Haycroft	18			14	JTR269	47	428	122
125	Brixton	125 Sunray	19-21			14	JTR269	47	428	122
125	Brixton	125 Rayburn	18			14	JTR269	47	428	122
125	Brixton	125 Felsburg	19-21			14	JTR269	47	428	122
Bultaco Road Bikes										
50	Bultaco	50 Lobito		JTF1129		12	JTR1132	53	420	130
50	Bultaco	50 Astro SM		JTF1129		13	JTR1132	53	420	132
Cagiva Road Bikes										
50	Cagiva	50 Cocis 2A Serie	90-91	JTF708		14	JTR696	50	428	124
50	Cagiva	50 K3	91-92	JTF708		15	JTR696	50	428	
50	Cagiva	50 W4 Trail	92-94	JTF708		15	JTR696	50	428	130
50	Cagiva	50 Super City	92-96	JTF708		13	JTR696	49	428	128
50	Cagiva	50 Prima Super Sports	92-96	JTF708		13	JTR696	49	428	128
50	Cagiva	50 Prima Super Sports	Eire 92-95	JTF708		15	JTR696	43	428	
50	Cagiva	50 Mito	99	JTF708		13	JTR696	49	428	
75	Cagiva	75 Cocis	91	JTF708		14	JTR696	50	428	126
80	Cagiva	80 W4 Trail	92-96	JTF708		15	JTR696	50	428	130
80	Cagiva	80 Super City	92-96	JTF708		13	JTR696	49	428	128
80	Cagiva	80 Prima Super Sports	92-96	JTF708		13	JTR696	49	428	128
125	Cagiva	125 SST Ruote Lega	84-87	JTF710	JTF710RB	15		62	428	136
125	Cagiva	125 SXT Aletta Rossa WSX Trail	83-87	JTF710	JTF710RB	16	JTR1163	45	428	122
125	Cagiva	125 Aletta Oro	85-87	JTF711		12	JTR13	41	520	104
125	Cagiva	125 Blues Custom	87-95	JTF711		14	JTR13	39	520	112
125	Cagiva	125 Cruiser	87-89	JTF711		13	JTR698	39	520	106
125	Cagiva	125 Elefant 1/2/3	84-88	JTF710	JTF710RB	16	JTR1163	45	428	122
125	Cagiva	125 Freccia C9	87	JTF711		14	JTR13	38	520	112
125	Cagiva	125 Freccia C10	88-89	JTF711		14	JTR13	39	520	112
125	Cagiva	125 Freccia C12/R/T	89-92	JTF711		14	JTR13	41	520	114
125	Cagiva	125 K7	90-92	JTF711		14	JTR698	41	520	114
125	Cagiva	125 Planet	98-00	JTF711		14		41	520	
125	Cagiva	125 Mito Sports	90-92	JTF711		14	JTR701	43	520	116
125	Cagiva	125 Mito EV	92-99	JTF711		14	JTR701	41	520	114
125	Cagiva	125 Mito Evolution	00-04	JTF711		14	JTR701	38	520	114
125	Cagiva	125 Mito Euro 2	04-08	JTF711		14	JTR701	43	520	116
125	Cagiva	125 Mito SP525	08-10	JTF711		14	JTR701	43	520	116
125	Cagiva	125 N90	90-92	JTF711		14	JTR698	42	520	108
125	Cagiva	125 N1	97-99	JTF711		14	JTR701	43	520	116
125	Cagiva	125 Raptor	03	JTF711		14	JTR701	39	520	114
125	Cagiva	125 Raptor	04-10	JTF711		14	JTR701	43	520	116
125	Cagiva	125 Super City	91-99	JTF711		13	JTR701	42	520	112
125	Cagiva	125 Tamanaco	88-91	JTF711		13	JTR698	40	520	106
125	Cagiva	125 W8 Trail	92-95	JTF711		13	JTR698	44	520	108
125	Cagiva	125 W8	99	JTF711		12	JTR698	44	520	
350	Cagiva	350 ALA Rossa Trail	83-84	JTF508		14	JTR709	41	530	108
350	Cagiva	350 ALA Rossa Trail	85-87	JTF725		14			530	108
350	Cagiva	350 Elefant Paris Dakar	86-88	JTF723		14	JTR714	50	520	108
350	Cagiva	350 Alazzurra Sports	85-88	JTF725		14	JTR1022	47	530	108
350	Cagiva	350 T4 E/R	87-91	JTF728		16	JTR828	42	520	110
350	Cagiva	350 W12 Trail	93-96	JTF728		16	JTR698	46	520	110
500	Cagiva	500 T4 E/R	87-90	JTF728		15	JTR828	42	520	110
600	Cagiva	600 Canyon	96-99	JTF728		15		45	520	
600	Cagiva	600 River	95-99	JTF728		15	JTR701	43	520	116
600	Cagiva	600 W16 Trail	94-97	JTF728		15	JTR698	44	520	116
650	Cagiva	650 Alazzurra Sports	85-88	JTF725		15	JTR1022	41	530	100

CC	Make	Model	Year	Front Sprocket			Rear		Chain	
				Normal	Special	T	Steel Sprocket	T	Pitch	Length
650	Cagiva	650 Elefant Trail	85-87	JTF725		15	JTR718	44	530	106
650	Cagiva	650 Alazzurra GT Sports	86-88	JTF725		15	JTR718	44	530	106
650	Cagiva	650 Raptor	01-07	JTF520	JTF520RB	15		45	525	112
650	Cagiva	650 V-Raptor	01-07	JTF520	JTF520RB	15		45	525	112
750	Cagiva	750 Elefant Trail / Lucky Explorer	87-89	JTF726		14	JTR718	46	530	108
750	Cagiva	750 Elefant	93-98			15	JTR729	46	530	108
900	Cagiva	900 Elefant	90-97	JTF739		15	JTR729	46	530	108
900	Cagiva	900 Elefant IE	90-97			15	JTR729	46	530	108
900	Cagiva	900 Grand Canyon	99	JTF739		15	JTR729	46	530	
1000	Cagiva	1000 Navigator	01-05	JTF520	JTF520RB	16		41	525	108
1000	Cagiva	1000 Raptor	01-06	JTF513	JTF513RB	16		40	530	106
1000	Cagiva	1000 V-Raptor	01-06	JTF513	JTF513RB	16		40	530	106
1000	Cagiva	1000 Xtra Raptor	01-05	JTF513	JTF513RB	16			530	

CF Moto Road Bikes

400	CF Moto	400 GT	19-	JTF565	JTF565RB	14	JTR478	54	520	
400	CF Moto	400 NK	22-23	JTF565	JTF565RB	14	JTR478	54	520	
650	CF Moto	650 GT (CF650 8F)	21-23	JTF565	JTF565RB	14	JTR478	46	520	114
650	CF Moto	650 NK (CF650-7F)	21-23	JTF565	JTF565RB	14	JTR478	46	520	114
650	CF Moto	650 MT (CF650-3F)	21-23	JTF565	JTF565RB	15	JTR478	48	520	116
700	CF Moto	700 CF-X (CL700-2)	21-23	JTF565	JTF565RB	15	JTR478	46	520	112
700	CF Moto	700 CL-X Sport (CF700-2A)	21-23				JTR478	46	520	
700	CF Moto	700 CL-X Adventure (CF700-2C)	22-23				JTR478	46	520	
800	CF Moto	800 MT Explore	23-24	JTF1902	JTF1902RB	16	JTR897	45	520	
800	CF Moto	800 MT Sport	22-	JTF1902	JTF1902RB	16	JTR897	45	520	
800	CF Moto	800 MT Touring	22-23	JTF1902	JTF1902RB	16	JTR897	45	520	

CPI Road Bikes

50	CPI	50 SM	06-12	JTF1120		11	JTR1079	62	420	136
----	-----	-------	-------	---------	--	----	---------	----	-----	-----

Daelim Road Bikes

100	Daelim	100 Altino		JTF259		14	JTR269	40	428	116
110	Daelim	110 City Ace	Greece / SE Asia	JTF273		14	JTR263	34	428	102
125	Daelim	VC125 S		JTF259		14	JTR269	43	428	126
125	Daelim	VC125 (80 KmH Version)	Germany	JTF259		13	JTR269	43	428	126
125	Daelim	VJ125 Roadwin		JTF259		14	JTR269	42	428	130
125	Daelim	VJF125 R Roadwin FI		JTF259		14	JTR269	44	428	130
125	Daelim	VL125 Daystar		JTF259		14	JTR269	42	428	146
125	Daelim	VL125 Daystar (80 KmH Version)	Germany	JTF259		13	JTR269	42	428	146
125	Daelim	VL125 FI Daystar II		JTF259		14	JTR269	45	428	148
125	Daelim	VS125		JTF259		14	JTR269	42	428	126
125	Daelim	VS125 Evolution		JTF259		14	JTR269	42	428	126
125	Daelim	VT125 Evolution		JTF259		14	JTR269	42	428	134
125	Daelim	VT125 Evolution (80 KmH Version)	Germany	JTF259		13	JTR269	42	428	134

Daytona Road Bikes

50	Daytona	50 DY	Greece / SE Asia	JTF273		15	JTR263	36	428	104
50	Daytona	50 Nova	Greece / SE Asia	JTF273		14	JTR263	36	428	104
50	Daytona	50 Sonic	Greece / SE Asia	JTF1264		14	JTR263	36	428	
50	Daytona	50 Sprinter	Greece / SE Asia	JTF253		14	JTR211	43	420	
50	Daytona	50 Veeroad	Greece / SE Asia	JTF273		15	JTR263	36	428	104
50	Daytona	125 Sprinter	Greece / SE Asia	JTF273		15	JTR263	36	428	100

CC	Make	Model	Year	Front Sprocket			Rear		Chain	
				Normal	Special	T	Steel Sprocket	T	Pitch	Length
Derbi Road Bikes										
50	Derbi	50 GPR R	00-06	JTF1129		12		52	420	
50	Derbi	50 GPR Racing	04-05	JTF1129		12	JTR1133	53	420	132
50	Derbi	50 GPR Racing	06-13	JTF1128		11	JTR1133	53	420	132
50	Derbi	50 GPR Nude	04-05	JTF1129		12	JTR1133	53	420	132
50	Derbi	50 GPR Nude	06-13	JTF1128		11	JTR1133	53	420	132
50	Derbi	50 R-DRD Black Devil	04-05	JTF1129		13	JTR1131	53	420	130
50	Derbi	50 Senda R	00-02	JTF1129		13	JTR1131	53	420	134
50	Derbi	50 Senda R Classic	01	JTF1129		12		53	420	130
50	Derbi	50 Senda R DRD	02-05	JTF1129		13	JTR1132	53	420	140
50	Derbi	50 Senda R DRD Racing	06-13	JTF1128		11	JTR1132	53	420	130
50	Derbi	50 Senda R DRD Pro	06-16	JTF1128		11	JTR1132	53	420	132
50	Derbi	50 Senda R Racer	02-03	JTF1129		12		53	420	130
50	Derbi	50 Senda R X-treme	02-05	JTF1129		13	JTR1131	53	420	130
50	Derbi	50 Senda R X-treme	06-08	JTF1128		11	JTR1131	53	420	130
50	Derbi	50 Senda R X-treme	09-17	JTF1128		11	JTR1131	53	420	130
50	Derbi	50 Senda R X-treme	18-20	JTF1128		11	JTR1132	59	420	134
50	Derbi	50 Senda R DRD X-treme	11-17	JTF1128		11	JTR1131	53	420	130
50	Derbi	50 Senda R X-Race	04-05	JTF1129		13	JTR1131	53	420	130
50	Derbi	50 Senda R X-Race	06-11	JTF1128		11	JTR1131	53	420	130
50	Derbi	50 Senda SM Classic	99-02	JTF1129		13		53	420	130
50	Derbi	50 Senda SM X-treme	00-05	JTF1129		14	JTR1131	53	420	130
50	Derbi	50 Senda SM X-treme	06-16	JTF1128		11	JTR1131	53	420	130
50	Derbi	50 Senda SM X-treme	18-20	JTF1128		11	JTR1133	59	420	134
50	Derbi	50 Senda SM X-treme camo	20	JTF1128		11	JTR1133	59	420	134
50	Derbi	50 Senda SM X-race	04-05	JTF1129		14	JTR1131	53	420	130
50	Derbi	50 Senda SM X-race	06-11	JTF1128		11	JTR1131	53	420	130
50	Derbi	50 Senda SM Racer	02-03	JTF1129		13		53	420	130
50	Derbi	50 Senda SM Racing	18-20	JTF1128		11	JTR1133	59	420	134
50	Derbi	50 Senda SM DRD	02-05	JTF1129		14	JTR1132	53	420	130
50	Derbi	50 Senda SM DRD Racing	06-10	JTF1128		11	JTR1132	53	420	130
50	Derbi	50 Senda SM DRD Racing	11-17	JTF1128		11	JTR1133	53	420	130
50	Derbi	50 Senda SM DRD Racing Limited	06-08	JTF1128		11	JTR1133	53	420	130
50	Derbi	50 Senda SM DRD Pro	06-16	JTF1128		11	JTR1132	53	420	132
50	Derbi	50 Senda SM DRD Evo	09-11	JTF1128		11	JTR1133	53	420	130
50	Derbi	50 Senda SM DRD Evo Ltd. Ed.	10	JTF1128		11	JTR1133	53	420	130
125	Derbi	125 Baja SM	06-08	JTF259		15	JTR1134	48	428	134
125	Derbi	125 Cross City	07-14	JTF259		15	JTR1134	50	428	134
125	Derbi	125 GPR Nude	04-08	JTF558	JTF558RB	16		50	428	130
125	Derbi	125 GPR Racing	04-08	JTF558	JTF558RB	16		50	428	130
125	Derbi	125 GPR 4-Stroke	09-13	JTF277		14		49	428	130
125	Derbi	125 Mulhacen (Spoke Wheel)	07-13	JTF277		14	JTR1134	51	428	130
125	Derbi	125 Mulhacen (Alloy Wheel)	07-13	JTF277		14		49	428	130
125	Derbi	125 Mulhacen Cafe	09-12	JTF277		14		49	428	130
125	Derbi	125 Senda Baja SM	06-08	JTF1264		17	JTR1134	52	428	140
125	Derbi	125 Senda Baja R Enduro	06-08	JTF1264		17	JTR1134	54	428	142
125	Derbi	125 Senda DRD R	10-13	JTF277		14	JTR1134	56	428	138
125	Derbi	125 Senda DRD SM	09-13	JTF277		14	JTR1134	50	428	132
125	Derbi	125 Senda R	04-07	JTF264		17	JTR1134	54	428	136
125	Derbi	125 Senda SM	04-07	JTF264		17	JTR1134	50	428	136
125	Derbi	125 Senda Trail	04-05	JTF264		17	JTR1134	54	428	142
125	Derbi	125 Terra	07-13	JTF277		14	JTR1134	51	428	130
125	Derbi	125 Terra Adventure	07-14	JTF277		14	JTR1134	51	428	130
659	Derbi	659 Mulhacen	07-08	JTF308	JTF308RB	15	JTR817	46	520	106
659	Derbi	659 Mulhacen Cafe	09-12	JTF308	JTF308RB	15	JTR817	46	520	106

CC	Make	Model	Year	Front Sprocket			Rear Sprocket				Chain	
				Normal	Special	T	Sprocket Adapter	Steel	RaceLite Aluminium	T	Pitch	Length
Ducati Road Bikes												
400	Ducati	400 Monster (Japan Only)	01-04	JTF736	JTF736RB	15		JTR735	JTA735BLK	46	520	
400	Ducati	400 Monster (Japan Only)	05-08	JTF736	JTF736RB	15		JTR735	JTA735BLK	48	520	106
400	Ducati	400 Scrambler Sixty2	16-19	JTF736	JTF736RB	15		JTR746		48	520	106
400	Ducati	400 Scrambler Sixty2	20-21	JTF736	JTF736RB	15		JTR746		48	520	106
400	Ducati	400 SS Junior Super Sport	92-96			14		JTR735	JTA735BLK	43	520	108
500	Ducati	500 Desmo GTL/S	79			15		JTR1022		38	530	98
500	Ducati	500 SL Pantah Sports	80-84	JTF492		14		JTR1022		38	530	94
600	Ducati	600 SL Pantah Sports	80-84	JTF492		15		JTR1022		38	530	94
600	Ducati	600 Monster	94	JTF736	JTF736RB	15		JTR735	JTA735BLK	38	520	100
600	Ducati	600 Monster	95-98	JTF736		14		JTR735	JTA735BLK	43	520	100
600	Ducati	600 Monster	99-01	JTF736	JTF736RB	15		JTR735	JTA735BLK	46	520	102
600	Ducati	600 SS	94	JTF736		14		JTR735	JTA735BLK	36	520	96
600	Ducati	600 SS	95-99	JTF736	JTF736RB	15		JTR735	JTA735BLK	41	520	98
620	Ducati	620 Monster i.e.	02-03	JTF736	JTF736RB	15		JTR735	JTA735BLK	46	520	106
620	Ducati	620 Monster i.e.	04-06	JTF736	JTF736RB	15		JTR735	JTA735BLK	48	520	106
620	Ducati	620 S Monster i.e.	02-03	JTF736	JTF736RB	15		JTR735	JTA735BLK	46	520	106
620	Ducati	620 S Monster i.e.	04-06	JTF736	JTF736RB	15		JTR735	JTA735BLK	48	520	106
620	Ducati	620 Monster Dark	03	JTF736	JTF736RB	15		JTR735	JTA735BLK	46	520	106
620	Ducati	620 Monster Dark	04-06	JTF736	JTF736RB	15		JTR735	JTA735BLK	48	520	106
620	Ducati	620 Monster Dark MD Monodisco	04	JTF736	JTF736RB	15		JTR735	JTA735BLK	46	520	106
620	Ducati	620 Multistrada	05-06	JTF736	JTF736RB	15		JTR735	JTA735BLK	48	520	108
620	Ducati	620 Multistrada Dark	05-06	JTF736	JTF736RB	15		JTR735	JTA735BLK	48	520	108
620	Ducati	620 Sport	03	JTF736	JTF736RB	15		JTR735	JTA735BLK	44	520	100
650	Ducati	650 Indiana Custom	87-88	JTF725		15		JTR718		48	530	104
695	Ducati	695 Monster	07-08	JTF736	JTF736RB	15		JTR735	JTA735BLK	42	520	102
696	Ducati	696 Monster	08-11	JTF736	JTF736RB	15		JTR735	JTA735BLK	45	520	108
696	Ducati	696 Monster	12-14	JTF736	JTF736RB	15		JTR735	JTA735BLK	45	520	108
748	Ducati	748 Biposto	95-03	JTF736		14	JTA750B	JTR751	JTA751BLK	38	520	94
748	Ducati	748 SP	95-98	JTF736		14	JTA750B	JTR751	JTA751BLK	37	520	94
748	Ducati	748 R	01-02	JTF736		14	JTA750B	JTR751	JTA751BLK	36	520	94
748	Ducati	748	02-03	JTF736		14	JTA750B	JTR751	JTA751BLK	38	520	94
748	Ducati	748 S	02-03	JTF736		14	JTA750B	JTR751	JTA751BLK	38	520	94
749	Ducati	749	04-05	JTF741		14		JTR744		39	525	96
749	Ducati	749	06	JTF741		14		JTR744		39	525	98
749	Ducati	749 R	06	JTF741	JTF741RB	15		JTR744		35	525	98
749	Ducati	749 S	03	JTF741		14		JTR744		39	525	96
749	Ducati	749 S	04-06	JTF741		14		JTR744		38	525	96
750	Ducati	750 Indiana Custom	87-90	JTF726		15		JTR718		46	530	104
750	Ducati	750 F1 -1	85-86	JTF725		15		JTR1022		38	530	98
750	Ducati	750 F1 -2	87	JTF497		15		JTR1022		38	530	98
750	Ducati	750 F1 -3 SS	88	JTF497		15		JTR1022		40	530	98
750	Ducati	750 Monster	96-97	JTF736	JTF736RB	15		JTR735	JTA735BLK	38	520	98
750	Ducati	750 Monster	98-01	JTF736	JTF736RB	15		JTR735	JTA735BLK	41	520	100
750	Ducati	750 Monster i.e.	02	JTF736	JTF736RB	15		JTR735	JTA735BLK	41	520	102
750	Ducati	750 Monster i.e. Dark	02	JTF736	JTF736RB	15		JTR735	JTA735BLK	41	520	102
750	Ducati	750 Montjuich	86-87			14		JTR491		40	520	98
750	Ducati	750 Lagunaseca	87			15		JTR491		40	520	110
750	Ducati	750 Paso Sport	86-90	JTF495		15		JTR491		38	520	106
750	Ducati	750 Paso	88-90	JTF495		15		JTR491		38	520	106

Ducati Reusable Rear Sprocket Adapter

Part numbers: JTA750B, JTA760B, JTA770B

Refer to specific motorcycle model for correct adapter and sprocket combination



CC	Make	Model	Year	Front Sprocket			Rear Sprocket				Chain	
				Normal	Special	T	Sprocket Adapter	Steel	RaceLite Aluminium	T	Pitch	Length
750	Ducati	750 Santa Monica SS	87-88			15		JTR491		38	520	110
750	Ducati	750 Sport	88-90	JTF495		15		JTR491		38	520	96
750	Ducati	750 Sport	02	JTF736	JTF736RB	15		JTR735	JTA735BLK	40	520	98
750	Ducati	750 SS	91-98	JTF736	JTF736RB	15		JTR735	JTA735BLK	37	520	98
750	Ducati	750 SS	99-02	JTF736		14		JTR735	JTA735BLK	40	520	98
795	Ducati	795 Monster	12-15	JTF740	JTF740RB	15	JTA750B	JTR752	JTA752BLK	39	525	104
796	Ducati	796 Hypermotard	10-11	JTF740	JTF740RB	15	JTA750B	JTR752	JTA752BLK	41	525	104
796	Ducati	796 Hypermotard	12	JTF741	JTF741RB	15	JTA750B	JTR752	JTA752BLK	41	525	104
796	Ducati	796 Monster	12-15	JTF740	JTF740RB	15	JTA750B	JTR752	JTA752BLK	39	525	104
796	Ducati	796 Monster Corse Stripe	15	JTF740	JTF740RB	15	JTA750B	JTR752	JTA752BLK	39	525	104
797	Ducati	797 Monster	17-19	JTF736	JTF736RB	15		JTR746		46	520	104
797	Ducati	797 Monster	20	JTF736	JTF736RB	15		JTR746		46	520	104
797	Ducati	797+ Monster	17-19	JTF736	JTF736RB	15		JTR746		46	520	104
800	Ducati	800 Monster i.e.	03-04	JTF736	JTF736RB	15		JTR735	JTA735BLK	42	520	102
800	Ducati	800 Monster Dark	03	JTF736	JTF736RB	15		JTR735	JTA735BLK	42	520	102
800	Ducati	800 Monster S2R	05-07	JTF736	JTF736RB	15	JTA750B	JTR751	JTA751BLK	42	520	104
800	Ducati	800 Monster S2R Dark	06	JTF736	JTF736RB	15	JTA750B	JTR751	JTA751BLK	42	520	104
800	Ducati	800 Scrambler Cafe Racer	18	JTF736	JTF736RB	15		JTR746		46	520	104
800	Ducati	800 Scrambler Cafe Racer	19	JTF736	JTF736RB	15		JTR746		46	520	104
800	Ducati	800 Scrambler Cafe Racer	20	JTF736	JTF736RB	15		JTR746		46	520	104
800	Ducati	800 Scrambler Classic	15-18	JTF736	JTF736RB	15		JTR746		46	520	104
800	Ducati	800 Scrambler Desert Sled	18	JTF736	JTF736RB	15		JTR746		46	520	108
800	Ducati	800 Scrambler Desert Sled	19	JTF736	JTF736RB	15		JTR746		46	520	108
800	Ducati	800 Scrambler Desert Sled	20	JTF736	JTF736RB	15		JTR746		46	520	108
800	Ducati	800 Scrambler Desert Sled - Fasthouse	21	JTF736	JTF736RB	15		JTR746		46	520	108
800	Ducati	800 Scrambler Desert Sled - Fasthouse	22	JTF736	JTF736RB	15		JTR746		46	520	108
800	Ducati	800 Scrambler Desert Sled	22	JTF736	JTF736RB	15		JTR746		46	520	108
800	Ducati	800 Scrambler Desert Sled	24	JTF736	JTF736RB	15		JTR746		46	520	108
800	Ducati	800 Scrambler Flat Track Pro	15-16	JTF736	JTF736RB	15		JTR746		46	520	104
800	Ducati	800 Scrambler Full Throttle	15-18	JTF736	JTF736RB	15		JTR746		46	520	104
800	Ducati	800 Scrambler Full Throttle	19-20	JTF736	JTF736RB	15		JTR746		46	520	104
800	Ducati	800 Scrambler Full Throttle	23	JTF736	JTF736RB	15		JTR746		46	520	104
800	Ducati	800 Scrambler Full Throttle	24	JTF736	JTF736RB	15		JTR746		46	520	104
800	Ducati	800 Scrambler Icon	15-18	JTF736	JTF736RB	15		JTR746		46	520	104
800	Ducati	800 Scrambler Icon	18	JTF736	JTF736RB	15		JTR746		46	520	104
800	Ducati	800 Scrambler Icon	19	JTF736	JTF736RB	15		JTR746		46	520	104
800	Ducati	800 Scrambler Icon	20	JTF736	JTF736RB	15		JTR746		46	520	104
800	Ducati	800 Scrambler Icon	21	JTF736	JTF736RB	15		JTR746		46	520	104
800	Ducati	800 Scrambler Icon	22	JTF736	JTF736RB	15		JTR746		46	520	104
800	Ducati	800 Scrambler Icon	23	JTF736	JTF736RB	15		JTR746		46	520	104
800	Ducati	800 Scrambler Icon	24	JTF736	JTF736RB	15		JTR746		46	520	104
800	Ducati	800 Scrambler Icon dark	20	JTF736	JTF736RB	15		JTR746		46	520	104
800	Ducati	800 Scrambler Icon dark	21-22	JTF736	JTF736RB	15		JTR746		46	520	104
800	Ducati	800 Scrambler Icon dark	24	JTF736	JTF736RB	15		JTR746		46	520	104
800	Ducati	800 Scrambler Italia Independent	16	JTF736	JTF736RB	15		JTR746		46	520	104
800	Ducati	800 Scrambler Mach 2	17-18	JTF736	JTF736RB	15		JTR746		46	520	104
800	Ducati	800 Scrambler Nightshift	21	JTF736	JTF736RB	15		JTR746		46	520	104
800	Ducati	800 Scrambler Nightshift	22	JTF736	JTF736RB	15		JTR746		46	520	104
800	Ducati	800 Scrambler Nightshift	24	JTF736	JTF736RB	15		JTR746		46	520	104
800	Ducati	800 Scrambler Urban Enduro	15-16	JTF736	JTF736RB	15		JTR746		46	520	104
800	Ducati	800 Scrambler Urban Motard	22	JTF736	JTF736RB	15		JTR746		46	520	104
800	Ducati	800 Scrambler Urban Motard	24	JTF736	JTF736RB	15		JTR746		46	520	104
800	Ducati	800 Sport	03	JTF736	JTF736RB	15		JTR735	JTA735BLK	39	520	98
800	Ducati	800 SS	03-06	JTF736	JTF736RB	15		JTR735	JTA735BLK	39	520	98
800	Ducati	800 SS	07	JTF736	JTF736RB	15		JTR735	JTA735BLK	39	520	98

RB - OEM Technology Rubber Cushioned Front Sprocket

CC	Make	Model	Year	Front Sprocket			Rear Sprocket				Chain	
				Normal	Special	T	Sprocket Adapter	Steel	RaceLite Aluminium	T	Pitch	Length
820	Ducati	820 Hypermotard	13-14	JTF741	JTF741RB	15	JTA750B	JTR752	JTA752BLK	45	525	108
820	Ducati	820 Hypermotard SP	13-14	JTF741	JTF741RB	15	JTA750B	JTR752	JTA752BLK	45	525	108
820	Ducati	820 Hyperstrada	13-14	JTF741	JTF741RB	15	JTA750B	JTR752	JTA752BLK	45	525	108
821	Ducati	821 Hypermotard	14-16	JTF741	JTF741RB	15	JTA750B	JTR752	JTA752BLK	45	525	108
821	Ducati	821 Hypermotard SP	14-16	JTF741	JTF741RB	15	JTA750B	JTR752	JTA752BLK	45	525	108
821	Ducati	821 Hyperstrada	14-16	JTF741	JTF741RB	15	JTA750B	JTR752	JTA752BLK	45	525	108
821	Ducati	821 Monster	14-19	JTF742		15		JTR746		46	520	108
821	Ducati	821 Monster	20	JTF742		15		JTR746		46	520	108
821	Ducati	821 Monster Dark	14-18	JTF742		15		JTR746		46	520	108
821	Ducati	821 Monster Stealth	19	JTF742		15		JTR746		46	520	108
821	Ducati	821 Monster Stealth	20	JTF742		15		JTR746		46	520	108
821	Ducati	821 Monster Stripe	14-18	JTF742		15		JTR746		46	520	108
848	Ducati	848	08-10	JTF741	JTF741RB	15	JTA750B	JTR752	JTA752BLK	39	525	98
848	Ducati	848 Evo	11-13	JTF741	JTF741RB	15	JTA750B	JTR752	JTA752BLK	39	525	98
848	Ducati	848 Evo Corse Special Edition	12-13	JTF741	JTF741RB	15	JTA750B	JTR752	JTA752BLK	39	525	98
848	Ducati	848 Evo <<< 520 Chain Conversion	08-15	JTF742		15	JTA750B	JTR751	JTA751BLK	39	520	98
848	Ducati	848 Streetfighter	12-15	JTF741	JTF741RB	15	JTA750B	JTR752	JTA752BLK	42	525	104
848	Ducati	848 Streetfighter <<< 520 Chain Conversion	08-15	JTF742		15	JTA750B	JTR751	JTA751BLK	42	520	104
851	Ducati	851 Kit / Superbike	88	JTF736	JTF736RB	15		JTR491		38	520	98
851	Ducati	851 Strada	89-92	JTF736	JTF736RB	15		JTR735	JTA735BLK	39	520	98
851	Ducati	851 SP	88-89	JTF736	JTF736RB	15		JTR491		38	520	98
851	Ducati	851 SP	90	JTF736	JTF736RB	15		JTR735	JTA735BLK	39	520	98
851	Ducati	851 SP	91	JTF736	JTF736RB	15		JTR735	JTA735BLK	37	520	98
851	Ducati	851 Strada Biposto	90-92	JTF736	JTF736RB	15		JTR735	JTA735BLK	39	520	98
888	Ducati	888 Strada	93-94	JTF736	JTF736RB	15		JTR735	JTA735BLK	36	520	98



Ducati Reusable Rear Sprocket Adapter

Part numbers: JTA750B, JTA760B, JTA770B

Refer to specific motorcycle model for correct adapter and sprocket combination



CC	Make	Model	Year	Front Sprocket			Rear Sprocket				Chain	
				Normal	Special	T	Sprocket Adapter	Steel	RaceLite Aluminium	T	Pitch	Length
899	Ducati	899 Panigale	14-15	JTF748	JTF748RB	15		JTR746		44	520	106
900	Ducati	900 S2 / MHR	83-85			15		JTR1022		41	530	106
900	Ducati	900 Super Light	92-98	JTF736	JTF736RB	15		JTR735	JTA735BLK	37	520	96
900	Ducati	900 Super Sport	80-83			16		JTR1022		38	530	104
900	Ducati	900 Super Sport	89-92	JTF736	JTF736RB	15		JTR735	JTA735BLK	39	520	96
900	Ducati	900 SS	98-02	JTF736	JTF736RB	15		JTR735	JTA735BLK	40	520	98
900	Ducati	900 Monster	94-98	JTF736	JTF736RB	15		JTR735	JTA735BLK	39	520	98
900	Ducati	900 Monster	99	JTF736	JTF736RB	15		JTR735	JTA735BLK	38	520	98
900	Ducati	900 Monster i.e.	00-01	JTF736	JTF736RB	15		JTR735	JTA735BLK	39	520	98
900	Ducati	900 Monster i.e.	02	JTF736	JTF736RB	15		JTR735	JTA735BLK	38	520	100
900	Ducati	900 MH900 e	02	JTF736	JTF736RB	15		JTR735	JTA735BLK	38	520	98
906	Ducati	906 Paso Sports	89	JTF736	JTF736RB	15		JTR491		40	520	108
906	Ducati	906 Paso Sports	90-93	JTF736	JTF736RB	15		JTR491		38	520	106
907	Ducati	907 Paso Sports	90-93	JTF737		15		JTR735	JTA735BLK	40	520	108
907	Ducati	907 I.E.	91-92			15		JTR735	JTA735BLK	40	520	108
916	Ducati	916 Monster S4	01-03	JTF740	JTF740RB	15		JTR745		37	525	100
916	Ducati	916 Monster S4R	04-06	JTF740	JTF740RB	15	JTA750B	JTR752	JTA752BLK	42	525	104
916	Ducati	916 Strada Biposto	94-00	JTF740	JTF740RB	15	JTA750B	JTR752	JTA752BLK	36	525	94
916	Ducati	916 SPS Sport Production	94-00	JTF740	JTF740RB	15	JTA750B	JTR752	JTA752BLK	36	525	94
916	Ducati	916 Strada Biposto / SPS <<< 520 Chain Conversion	94-00	JTF736	JTF736RB	15	JTA750B	JTR751	JTA751BLK	36	520	94
916	Ducati	916 Sport Touring ST4	99-03	JTF740	JTF740RB	15		JTR745		43	525	102
937	Ducati	937 Desert X	23	JTF740	JTF740RB	15		JTR765		49	525	114
937	Ducati	937 Desert X	24	JTF740	JTF740RB	15		JTR765		49	525	114
937	Ducati	937 Desert X Rally	24	JTF740	JTF740RB	15		JTR765		49	525	114
937	Ducati	937 Monster	21-22	JTF742		15		JTR746		43	520	106
937	Ducati	937 Monster	23	JTF742		15		JTR746		43	520	106
937	Ducati	937 Monster +	21-22	JTF742		15		JTR746		43	520	106
937	Ducati	937 Monster +	23	JTF742		15		JTR746		43	520	106
937	Ducati	937 Multistrada V2	22-23	JTF740	JTF740RB	15		JTR765		43	525	114
937	Ducati	937 Multistrada V2 S	22-23	JTF740	JTF740RB	15		JTR765		43	525	114
937	Ducati	939 Hypermotard	16-17	JTF741	JTF741RB	15	JTA750B	JTR752	JTA752BLK	43	525	106
937	Ducati	939 Hypermotard	18	JTF741	JTF741RB	15	JTA750B	JTR752	JTA752BLK	43	525	106
937	Ducati	939 Hypermotard SP	16-17	JTF741	JTF741RB	15	JTA750B	JTR752	JTA752BLK	43	525	106
937	Ducati	939 Hypermotard SP	18	JTF741	JTF741RB	15	JTA750B	JTR752	JTA752BLK	43	525	106
937	Ducati	939 Hyperstrada	16-18	JTF741	JTF741RB	15	JTA750B	JTR752	JTA752BLK	43	525	106
937	Ducati	939 Super Sport	17-19	JTF742		15	JTA760B	JTR762	JTA762BLK	43	520	106
937	Ducati	939 Super Sport	20	JTF742		15	JTA760B	JTR762	JTA762BLK	43	520	106
937	Ducati	939 Super Sport S	17-19	JTF742		15	JTA760B	JTR762	JTA762BLK	43	520	106
937	Ducati	939 Super Sport S	20	JTF742		15	JTA760B	JTR762	JTA762BLK	43	520	106
937	Ducati	950 Desert X	22-23	JTF740	JTF740RB	15		JTR765		49	525	114
937	Ducati	950 Super Sport	21	JTF742		15		JTR762		43	520	106
937	Ducati	950 Super Sport	22	JTF742		15		JTR762		43	520	106
937	Ducati	950 Super Sport	23	JTF742		15		JTR762		43	520	106
937	Ducati	950 Super Sport S	21	JTF742		15		JTR762		43	520	106
937	Ducati	950 Super Sport S	22-23	JTF742		15		JTR762		43	520	106
944	Ducati	944 Sport Turismo ST2	97-03	JTF740	JTF740RB	15		JTR745		42	525	102
950	Ducati	950 Multistrada	17-18	JTF740	JTF740RB	15		JTR765		43	525	114
950	Ducati	950 Multistrada	19	JTF740	JTF740RB	15		JTR765		43	525	114
950	Ducati	950 Multistrada	20	JTF740	JTF740RB	15		JTR765		43	525	114
950	Ducati	950 Multistrada S	19	JTF740	JTF740RB	15		JTR765		43	525	114
950	Ducati	950 Multistrada S	20	JTF740	JTF740RB	15		JTR765		43	525	114
950	Ducati	950 Multistrada S	21	JTF740	JTF740RB	15		JTR765		43	525	114
950	Ducati	950 Multistrada SW	19	JTF740	JTF740RB	15		JTR765		43	525	114
950	Ducati	950 Multistrada S Spoked	19	JTF740	JTF740RB	15		JTR765		43	525	114
950	Ducati	950 Multistrada S Spoked	20	JTF740	JTF740RB	15		JTR765		43	525	114
950	Ducati	950 Multistrada S Spoked	21	JTF740	JTF740RB	15		JTR765		43	525	114
950	Ducati	950 Multistrada S Touring	19	JTF740	JTF740RB	15		JTR765		43	525	114

RB - OEM Technology Rubber Cushioned Front Sprocket

CC	Make	Model	Year	Front Sprocket			Rear Sprocket			Chain		
				Normal	Special	T	Sprocket Adapter	Steel	RaceLite Aluminium	T	Pitch	Length
950	Ducati	950 Hypermotard	19	JTF742		15	JTA750B	JTR751	JTA751BLK	43	520	106
950	Ducati	950 Hypermotard	20	JTF742		15	JTA750B	JTR751	JTA751BLK	43	520	106
950	Ducati	950 Hypermotard	21-23	JTF742		15	JTA750B	JTR751	JTA751BLK	43	520	106
950	Ducati	950 Hypermotard	24	JTF742		15	JTA750B	JTR751	JTA751BLK	43	520	106
950	Ducati	950 Hypermotard RVE	20-22	JTF742		15	JTA750B	JTR751	JTA751BLK	43	520	106
950	Ducati	950 Hypermotard RVE	23	JTF742		15	JTA750B	JTR751	JTA751BLK	43	520	106
950	Ducati	950 Hypermotard RVE	24	JTF742		15	JTA750B	JTR751	JTA751BLK	43	520	106
950	Ducati	950 Hypermotard SP	19	JTF742		15	JTA750B	JTR751	JTA751BLK	43	520	106
950	Ducati	950 Hypermotard SP	20	JTF742		15	JTA750B	JTR751	JTA751BLK	43	520	106
950	Ducati	950 Hypermotard SP	21-23	JTF742		15	JTA750B	JTR751	JTA751BLK	43	520	106
950	Ducati	950 Hypermotard SP	24	JTF742		15	JTA750B	JTR751	JTA751BLK	43	520	106
955	Ducati	955 Panigale V2	20	JTF748	JTF748RB	15	JTA760B	JTR762	JTA762BLK	43	520	106
955	Ducati	955 Panigale V2	21-23	JTF748	JTF748RB	15	JTA760B	JTR762	JTA762BLK	43	520	106
955	Ducati	955 Panigale V2	24	JTF748	JTF748RB	15	JTA760B	JTR762	JTA762BLK	43	520	106
955	Ducati	955 Panigale V2 Bayliss	22-23	JTF748	JTF748RB	15	JTA760B	JTR762	JTA762BLK	43	520	106
955	Ducati	955 Panigale V2 Bayliss	24	JTF748	JTF748RB	15	JTA760B	JTR762	JTA762BLK	43	520	106
955	Ducati	955 Streetfighter V2	22-23	JTF748	JTF748RB	15	JTA760B	JTR762	JTA762BLK	45	520	110
955	Ducati	955 Streetfighter V2	24	JTF748	JTF748RB	15	JTA760B	JTR762	JTA762BLK	45	520	110
959	Ducati	959 Panigale	16-17	JTF748	JTF748RB	15		JTR746		43	520	106
959	Ducati	959 Panigale	18-19	JTF748	JTF748RB	15		JTR746		43	520	106
959	Ducati	959 Panigale Corse	18-19	JTF748	JTF748RB	15		JTR746		43	520	106
992	Ducati	992 Sport Touring ST3	04-07	JTF741	JTF741RB	15		JTR745		42	525	102
992	Ducati	992 Sport Touring ST3 (ABS)	07	JTF741	JTF741RB	15		JTR745		42	525	102
996	Ducati	996 Biposto	99-01	JTF740	JTF740RB	15	JTA750B	JTR752	JTA752BLK	36	525	
996	Ducati	996 Monster S4R	04-06	JTF740	JTF740RB	15	JTA750B	JTR752	JTA752BLK	42	525	104
996	Ducati	996 SPS	99-01	JTF740	JTF740RB	15	JTA750B	JTR752	JTA752BLK	38	525	102
996	Ducati	996 Sport Touring ST4S	02-05	JTF740	JTF740RB	15		JTR745		38	525	102
996	Ducati	996 Sport Touring ST4S ABS	03-05	JTF740	JTF740RB	15		JTR745		38	525	102
998	Ducati	998	02-03	JTF741	JTF741RB	15	JTA750B	JTR752	JTA752BLK	36	525	94
998	Ducati	998 S	02	JTF741	JTF741RB	15	JTA750B	JTR752	JTA752BLK	36	525	94
998	Ducati	998 Monster S4R Testastretta	07	JTF741	JTF741RB	15				43	525	104
998	Ducati	998 Monster S4R Testastretta S	07	JTF741	JTF741RB	15				43	525	104
998	Ducati	998 Panigale V4R	19	JTF748	JTF748RB	15	JTA760B	JTR762	JTA762	42	520	114
998	Ducati	998 Panigale V4R	20	JTF748	JTF748RB	15	JTA760B	JTR762	JTA762	42	520	114
998	Ducati	998 Superleggera V4	20-21	JTF748	JTF748RB	15	JTA760B	JTR762	JTA762	42	520	116
999	Ducati	999	03-06	JTF741	JTF741RB	15		JTR744		36	525	96
999	Ducati	999 R	06	JTF741	JTF741RB	15		JTR744		36	525	96
999	Ducati	999 S	03-06	JTF741	JTF741RB	15		JTR744		36	525	96
999	Ducati	999 S AMA	07	JTF741	JTF741RB	15		JTR744		36	525	96
1000	Ducati	1000 Multistrada DS	04-06	JTF741	JTF741RB	15	JTA750B	JTR752	JTA752BLK	42	525	102
1000	Ducati	1000 S Multistrada DS	05-06	JTF741	JTF741RB	15	JTA750B	JTR752	JTA752BLK	42	525	102
1000	Ducati	1000 Monster i.e.	03-05	JTF741	JTF741RB	15		JTR745		39	525	100
1000	Ducati	1000 S Monster i.e.	04-05	JTF741	JTF741RB	15		JTR745		39	525	100
1000	Ducati	1000 Monster S2R	05	JTF741	JTF741RB	15	JTA750B	JTR752	JTA752BLK	42	525	104
1000	Ducati	1000 Monster S2R	06-08	JTF741	JTF741RB	15	JTA750B	JTR752	JTA752BLK	41	525	104
1000	Ducati	1000 Sport	06	JTF741	JTF741RB	15		JTR745		38	525	100
1000	Ducati	1000 Sport S	07-09	JTF741	JTF741RB	15		JTR745		39	525	100
1000	Ducati	1000 Sport Biposto	07-08	JTF741	JTF741RB	15		JTR745		39	525	100
1000	Ducati	1000 Sport Monoposto (Japan Only)	07	JTF741	JTF741RB	15		JTR745		38	525	100
1000	Ducati	1000 Paul Smart Limited Edition	06	JTF741	JTF741RB	15		JTR745		38	525	100
1000	Ducati	1000 SS / SS DS	03-06	JTF741	JTF741RB	15		JTR745		38	525	96

Ducati Reusable Rear Sprocket Adapter

Part numbers: JTA750B, JTA760B, JTA770B

Refer to specific motorcycle model for correct adapter and sprocket combination



CC	Make	Model	Year	Front Sprocket			Rear Sprocket			Chain		
				Normal	Special	T	Sprocket Adapter	Steel	RaceLite Aluminium	T	Pitch	Length
1000	Ducati	1000 Sportclassic GT	07-10	JTF741	JTF741RB	15		JTR745		39	525	100
1000	Ducati	1000 Sportclassic GT Touring	09	JTF741	JTF741RB	15		JTR745		39	525	100
1098	Ducati	1098	07-08	JTF741	JTF741RB	15	JTA760B	JTR761	JTA761	38	525	98
1098	Ducati	1098 R	08-09	JTF741	JTF741RB	15	JTA760B	JTR761	JTA761	38	525	98
1098	Ducati	1098 S	07-08	JTF741	JTF741RB	15	JTA760B	JTR761	JTA761	38	525	98
1098	Ducati	1098 R / S <<< 520 Chain Conversion	07-09	JTF742		15	JTA760B	JTA762	JTA762	38	520	98
1098	Ducati	1099 Streetfighter	09-11	JTF741	JTF741RB	15	JTA760B	JTR761	JTA761	38	525	102
1098	Ducati	1099 Streetfighter S	09-13	JTF741	JTF741RB	15	JTA760B	JTR761	JTA761	38	525	102
1100	Ducati	1100 Monster	09-10	JTF741	JTF741RB	15	JTA750B	JTR752	JTA752BLK	39	525	104
1100	Ducati	1100 Monster Evo	11-12	JTF741	JTF741RB	15	JTA750B	JTR752	JTA752BLK	39	525	104
1100	Ducati	1100 Monster Evo	13	JTF741	JTF741RB	15	JTA750B	JTR752	JTA752BLK	39	525	104
1100	Ducati	1100 Monster Diesel	13	JTF741	JTF741RB	15	JTA750B	JTR752	JTA752BLK	39	525	104
1100	Ducati	1100 S Monster	09-10	JTF741	JTF741RB	15	JTA750B	JTR752	JTA752BLK	39	525	104
1100	Ducati	1100 Multistrada	07-09	JTF741	JTF741RB	15	JTA750B	JTR752	JTA752BLK	42	525	106
1100	Ducati	1100 S Multistrada	07-09	JTF741	JTF741RB	15	JTA750B	JTR752	JTA752BLK	42	525	106
1100	Ducati	1100 Hypermotard	08-09	JTF741	JTF741RB	15	JTA750B	JTR752	JTA752BLK	42	525	104
1100	Ducati	1100 S Hypermotard	08-09	JTF741	JTF741RB	15	JTA750B	JTR752	JTA752BLK	42	525	104
1100	Ducati	1100 Hypermotard Evo / SP Evo	10-12	JTF741	JTF741RB	15	JTA750B	JTR752	JTA752BLK	41	525	104
1100	Ducati	1100 Hypermotard Evo SP Corse Edition	12	JTF741	JTF741RB	15	JTA750B	JTR752	JTA752BLK	41	525	104
1100	Ducati	1100 Scrambler	18	JTF742		15		JTR746		39	520	104
1100	Ducati	1100 Scrambler	19	JTF742		15		JTR746		39	520	104
1100	Ducati	1100 Scrambler	20	JTF742		15		JTR746		39	520	104
1100	Ducati	1100 Scrambler Dark Pro	21-23	JTF742		15		JTR746		39	520	104
1100	Ducati	1100 Scrambler Pro	20	JTF742		15		JTR746		39	520	104
1100	Ducati	1100 Scrambler Pro	21	JTF742		15		JTR746		39	520	104
1100	Ducati	1100 Scrambler Special	18	JTF742		15		JTR746		39	520	104
1100	Ducati	1100 Scrambler Special	19	JTF742		15		JTR746		39	520	104
1100	Ducati	1100 Scrambler Special	20	JTF742		15		JTR746		39	520	104
1100	Ducati	1100 Scrambler Sport	18	JTF742		15		JTR746		39	520	104
1100	Ducati	1100 Scrambler Sport	19	JTF742		15		JTR746		39	520	104
1100	Ducati	1100 Scrambler Sport	20	JTF742		15		JTR746		39	520	104
1100	Ducati	1100 Scrambler Sport Pro	20	JTF742		15		JTR746		39	520	104
1100	Ducati	1100 Scrambler Sport Pro	21-23	JTF742		15		JTR746		39	520	104
1100	Ducati	1100 Scrambler Tribute Pro	22-23	JTF742		15		JTR746		39	520	104
1103	Ducati	1103 Panigale V4	18	JTF749	JTF749RB	16	JTA770B	JTR761	JTA761	41	525	114
1103	Ducati	1103 Panigale V4	19	JTF749	JTF749RB	16	JTA770B	JTR761	JTA761	41	525	114
1103	Ducati	1103 Panigale V4	20	JTF749	JTF749RB	16	JTA770B	JTR761	JTA761	41	525	114
1103	Ducati	1103 Panigale V4	21	JTF749	JTF749RB	16	JTA770B	JTR761	JTA761	41	525	114
1103	Ducati	1103 Panigale V4	22	JTF749	JTF749RB	16	JTA770B	JTR761	JTA761	41	525	114
1103	Ducati	1103 Panigale V4	23	JTF749	JTF749RB	16	JTA770B	JTR761	JTA761	41	525	114
1103	Ducati	1103 Panigale V4	24	JTF749	JTF749RB	16	JTA770B	JTR761	JTA761	41	525	114
1103	Ducati	1103 Panigale V4S	18	JTF749	JTF749RB	16	JTA770B	JTR761	JTA761	41	525	114
1103	Ducati	1103 Panigale V4S	19	JTF749	JTF749RB	16	JTA770B	JTR761	JTA761	41	525	114
1103	Ducati	1103 Panigale V4S	20	JTF749	JTF749RB	16	JTA770B	JTR761	JTA761	41	525	114
1103	Ducati	1103 Panigale V4S	21	JTF749	JTF749RB	16	JTA770B	JTR761	JTA761	41	525	114
1103	Ducati	1103 Panigale V4S	22-23	JTF749	JTF749RB	16	JTA770B	JTR761	JTA761	41	525	114
1103	Ducati	1103 Panigale V4S	24	JTF749	JTF749RB	16	JTA770B	JTR761	JTA761	41	525	114
1103	Ducati	1103 Panigale V4SP	21	JTF749	JTF749RB	16	JTA770B	JTR761	JTA761	41	525	114
1103	Ducati	1103 Panigale V4SP2	22-23	JTF749	JTF749RB	16	JTA770B	JTR761	JTA761	41	525	114
1103	Ducati	1103 Panigale V4SP2	24	JTF749	JTF749RB	16	JTA770B	JTR761	JTA761	41	525	114
1103	Ducati	1103 Panigale V4S Corse	19	JTF749	JTF749RB	16	JTA770B	JTR761	JTA761	41	525	114
1103	Ducati	1103 Panigale V4 Speciale	18	JTF749	JTF749RB	16	JTA770B	JTR761	JTA761	41	525	114
1103	Ducati	1103 Panigale V4 25° Anniversario	20	JTF749	JTF749RB	16	JTA770B	JTR761	JTA761	41	525	114
1103	Ducati	1103 Streetfighter V4	20	JTF749	JTF749RB	15	JTA770B	JTR761	JTA761	42	525	116
1103	Ducati	1103 Streetfighter V4	21	JTF749	JTF749RB	15	JTA770B	JTR761	JTA761	42	525	116

RB - OEM Technology Rubber Cushioned Front Sprocket

CC	Make	Model	Year	Front Sprocket			Rear Sprocket				Chain	
				Normal	Special	T	Sprocket Adapter	Steel	RaceLite Aluminium	T	Pitch	Length
1103	Ducati	1103 Streetfighter V4	22	JTF749	JTF749RB	15	JTA770B	JTR761	JTA761	42	525	116
1103	Ducati	1103 Streetfighter V4	23	JTF749	JTF749RB	15	JTA770B	JTR761	JTA761	42	525	116
1103	Ducati	1103 Streetfighter V4	24	JTF749	JTF749RB	15	JTA770B	JTR761	JTA761	42	525	116
1103	Ducati	1103 Streetfighter V4S	20	JTF749	JTF749RB	15	JTA770B	JTR761	JTA761	42	525	116
1103	Ducati	1103 Streetfighter V4S	21-22	JTF749	JTF749RB	15	JTA770B	JTR761	JTA761	42	525	116
1103	Ducati	1103 Streetfighter V4S	23	JTF749	JTF749RB	15	JTA770B	JTR761	JTA761	42	525	116
1103	Ducati	1103 Streetfighter V4S	24	JTF749	JTF749RB	15	JTA770B	JTR761	JTA761	42	525	116
1158	Ducati	1158 Multistrada V4	21-23	JTF749	JTF749RB	16		JTR765		42	525	124
1158	Ducati	1158 Multistrada V4	24	JTF749	JTF749RB	16		JTR765		42	525	124
1158	Ducati	1158 Multistrada V4 Pikes Peak	22-23	JTF749	JTF749RB	16		JTR765		42	525	126
1158	Ducati	1158 Multistrada V4 Pikes Peak	24	JTF749	JTF749RB	16		JTR765		42	525	126
1158	Ducati	1158 Multistrada V4 Rally	24	JTF749	JTF749RB	16		JTR765		42	525	124
1158	Ducati	1158 Multistrada V4RS	24	JTF749	JTF749RB	16		JTR765		42	525	126
1158	Ducati	1158 Multistrada V4S	21-24	JTF749	JTF749RB	16		JTR765		42	525	124
1158	Ducati	1158 Multistrada V4S Sport	21-22	JTF749	JTF749RB	16		JTR765		42	525	124
1198	Ducati	1198	09-11	JTF741	JTF741RB	15	JTA760B	JTR761	JTA761	38	525	98
1198	Ducati	1198 R Corse SE	10-11	JTF741	JTF741RB	15	JTA760B	JTR761	JTA761	38	525	98
1198	Ducati	1198 S	09-10	JTF741	JTF741RB	15	JTA760B	JTR761	JTA761	38	525	98
1198	Ducati	1198 S Corse SE	10	JTF741	JTF741RB	15	JTA760B	JTR761	JTA761	38	525	98
1198	Ducati	1198 SP	11	JTF741	JTF741RB	15	JTA760B	JTR761	JTA761	38	525	98
1198	Ducati	1198 R / S / SP <<< 520 Chain Conversion	09-11	JTF742		15	JTA760B	JTA762	JTA762	38	520	98
1198	Ducati	1198 Diavel	11-18	JTF741	JTF741RB	15	JTA760B	JTR761	JTA761	43	525	118
1198	Ducati	1198 Diavel AMG	12	JTF741	JTF741RB	15	JTA760B	JTR761	JTA761	43	525	118
1198	Ducati	1198 Diavel Carbon	11-18	JTF741	JTF741RB	15	JTA760B	JTR761	JTA761	43	525	118
1198	Ducati	1198 Diavel Cromo	12-14	JTF741	JTF741RB	15	JTA760B	JTR761	JTA761	43	525	118
1198	Ducati	1198 Diavel Dark	13-15	JTF741	JTF741RB	15	JTA760B	JTR761	JTA761	43	525	118
1198	Ducati	1198 Diavel Strada	13-15	JTF741	JTF741RB	15	JTA760B	JTR761	JTA761	43	525	118
1198	Ducati	1198 Diavel Titanium	16	JTF741	JTF741RB	15	JTA760B	JTR761	JTA761	43	525	118
1199	Ducati	1199 Panigale	12-15	JTF749	JTF749RB	15	JTA770B	JTR761	JTA761	39	525	104
1199	Ducati	1199 Panigale S	12-15	JTF749	JTF749RB	15	JTA770B	JTR761	JTA761	39	525	104
1199	Ducati	1199 Panigale S Tricolore	12-13	JTF749	JTF749RB	15	JTA770B	JTR761	JTA761	39	525	104
1199	Ducati	1199 Panigale / S <<< 520 Chain Conversion	12-15	JTF748	JTF748RB	15	JTA770B	JTA762	JTA762	39	520	104
1199	Ducati	1199 Panigale R	13-17	JTF749	JTF749RB	15	JTA770B	JTR761	JTA761	41	525	106
1199	Ducati	1199 Panigale R <<< 520 Chain Conversion	13-17	JTF748	JTF748RB	15	JTA770B	JTA762	JTA762	41	520	106
1199	Ducati	1199 Superleggeria	15	JTF749	JTF749RB	15	JTA770B	JTR761	JTA761	41	525	106
1200	Ducati	1200 Multistrada	10-17	JTF743	JTF743RB	15	JTA760B	JTR763		40	530	108
1200	Ducati	1200 Multistrada DVT	16	JTF743	JTF743RB	15	JTA760B	JTR763		40	530	108
1200	Ducati	1200 Multistrada DVT Sport Pack	16	JTF743	JTF743RB	15	JTA760B	JTR763		40	530	108
1200	Ducati	1200 Multistrada DVT Urban Pack	16	JTF743	JTF743RB	15	JTA760B	JTR763		40	530	108
1200	Ducati	1200 Multistrada Enduro	16-17	JTF743	JTF743RB	15		JTR766		43	530	116
1200	Ducati	1200 Multistrada Enduro	18	JTF743	JTF743RB	15		JTR766		43	530	116
1200	Ducati	1200 Multistrada Enduro Pro	17-18	JTF743	JTF743RB	15		JTR766		43	530	116
1200	Ducati	1200 Multistrada V4	21-22	JTF749	JTF749RB	15		JTR765		42	525	124
1200	Ducati	1200 S Multistrada	10-17	JTF743	JTF743RB	15	JTA760B	JTR763		40	530	108
1200	Ducati	1200 S Multistrada D-Air	17	JTF743	JTF743RB	15	JTA760B	JTR763		40	530	108
1200	Ducati	1200 S Multistrada DVT	16	JTF743	JTF743RB	15	JTA760B	JTR763		40	530	108
1200	Ducati	1200 S Multistrada DVT Urban Pack	16	JTF743	JTF743RB	15	JTA760B	JTR763		40	530	108

Ducati Reusable Rear Sprocket Adapter

Part numbers: JTA750B, JTA760B, JTA770B

Refer to specific motorcycle model for correct adapter and sprocket combination



Adapter (reusable)

Sprocket

Final Drive

CC	Make	Model	Year	Front Sprocket			Rear Sprocket				Chain	
				Normal	Special	T	Sprocket Adapter	Steel	RaceLite Aluminium	T	Pitch	Length
1200	Ducati	1200 S Multistrada GT	10-16	JTF743	JTF743RB	15	JTA760B	JTR763		40	530	108
1200	Ducati	1200 S Multistrada Pikes Peak	12-17	JTF743	JTF743RB	15	JTA760B	JTR763		40	530	108
1200	Ducati	1200 S Multistrada Touring	10-17	JTF743	JTF743RB	15	JTA760B	JTR763		40	530	108
1200	Ducati	1200 S Multistrada Touring D-Air	15-17	JTF743	JTF743RB	15	JTA760B	JTR763		40	530	108
1200	Ducati	1200 S Multistrada Touring D-Air DVT	16	JTF743	JTF743RB	15	JTA760B	JTR763		40	530	108
1200	Ducati	1200 S Multistrada V4	21-22	JTF749	JTF749RB	15		JTR765		42	525	124
1200	Ducati	1200 Monster	14-19	JTF741	JTF741RB	15	JTA770B	JTR761	JTA761	41	525	108
1200	Ducati	1200 Monster	20	JTF741	JTF741RB	15	JTA770B	JTR761	JTA761	41	525	108
1200	Ducati	1200 Monster	21-22	JTF741	JTF741RB	15	JTA770B	JTR761	JTA761	41	525	106
1200	Ducati	1200 Monster 25th Anniversario	19	JTF741	JTF741RB	15	JTA770B	JTR761	JTA761	41	525	108
1200	Ducati	1200 R Monster	16-19	JTF741	JTF741RB	15	JTA770B	JTR761	JTA761	41	525	108
1200	Ducati	1200 S Monster	14-19	JTF741	JTF741RB	15	JTA770B	JTR761	JTA761	41	525	108
1200	Ducati	1200 S Monster	20	JTF741	JTF741RB	15	JTA770B	JTR761	JTA761	41	525	108
1200	Ducati	1200 S Monster Stripe	16	JTF741	JTF741RB	15	JTA770B	JTR761	JTA761	41	525	108
1260	Ducati	1260 Multistrada	18	JTF743	JTF743RB	15	JTA760B	JTR763		40	530	114
1260	Ducati	1260 Multistrada ABS	19	JTF743	JTF743RB	15	JTA760B	JTR763		40	530	114
1260	Ducati	1260 Multistrada	20-22	JTF743	JTF743RB	15	JTA760B	JTR763		40	530	114
1260	Ducati	1260 Multistrada S	18	JTF743	JTF743RB	15	JTA760B	JTR763		40	530	114
1260	Ducati	1260 Multistrada S ABS	19	JTF743	JTF743RB	15	JTA760B	JTR763		40	530	114
1260	Ducati	1260 Multistrada S	20-22	JTF743	JTF743RB	15	JTA760B	JTR763		40	530	114
1260	Ducati	1260 Multistrada S D-Air	18	JTF743	JTF743RB	15	JTA760B	JTR763		40	530	114
1260	Ducati	1260 Multistrada S D-Air	19	JTF743	JTF743RB	15	JTA760B	JTR763		40	530	114
1260	Ducati	1260 Multistrada S D-Air	20-22	JTF743	JTF743RB	15	JTA760B	JTR763		40	530	114
1260	Ducati	1260 Multistrada Touring	19	JTF743	JTF743RB	15	JTA760B	JTR763		40	530	114
1260	Ducati	1260 Multistrada S Touring	19	JTF743	JTF743RB	15	JTA760B	JTR763		40	530	114
1260	Ducati	1260 Multistrada S Gran tour	20	JTF743	JTF743RB	15	JTA760B	JTR763		40	530	114
1260	Ducati	1260 Multistrada Pikes Peak	18	JTF743	JTF743RB	15	JTA760B	JTR763		40	530	114
1260	Ducati	1260 Multistrada Pikes Peak	19	JTF743	JTF743RB	15	JTA760B	JTR763		40	530	114
1260	Ducati	1260 Multistrada Pikes Peak	20-22	JTF743	JTF743RB	15	JTA760B	JTR763		40	530	114
1260	Ducati	1260 Multistrada Enduro	19	JTF743	JTF743RB	15		JTR766		43	530	114
1260	Ducati	1260 Multistrada Enduro	20	JTF743	JTF743RB	15		JTR766		43	530	114
1260	Ducati	1260 Multistrada Enduro Touring	19	JTF743	JTF743RB	15		JTR766		43	530	114
1299	Ducati	1299 Panigale	15-17	JTF749	JTF749RB	15	JTA770B	JTR761	JTA761	39	525	104
1299	Ducati	1299 Panigale S	15-17	JTF749	JTF749RB	15	JTA770B	JTR761	JTA761	39	525	104
1299	Ducati	1299 Panigale R Final Edition	18-19	JTF749	JTF749RB	15	JTA770B	JTR761	JTA761	39	525	104

CC	Make	Model	Year	Front Sprocket			Rear		Chain	
				Normal	Special	T	Steel Sprocket	T	Pitch	Length
Fantic Road Bikes										
50	Fantic	50 Caballero Casa	06-16	JTF1120		11		58	420	136
50	Fantic	50 Caballero E Casa	17-18	JTF1120		11		58	420	136
50	Fantic	50 Caballero E Performance	17-18	JTF1120		11		58	420	136
50	Fantic	50 Caballero Motard	13-16	JTF1120		11		58	420	136
50	Fantic	50 Caballero Motard Casa	06-15	JTF1120		11		58	420	136
50	Fantic	50 Caballero Motard Performance	17-18	JTF1120		11		58	420	136
125	Fantic	125 Caballero Motard Casa	18-21	JTF1550		14		58	428	138
125	Fantic	125 Caballero Motard Scrambler	18-21	JTF1550		14		58	428	138
125	Fantic	125 Enduro Casa	17-20	JTF1550		13		58	428	138
125	Fantic	125 Enduro CBS	18	JTF1550		13		54	428	138
125	Fantic	125 Enduro Competition	17	JTF1550		13		58	428	138
125	Fantic	125 Enduro Performance	18-20	JTF1550		13		54	428	134
125	Fantic	125 Flat Track	18-20	JTF1550		14		61	428	
125	Fantic	125 Motard Casa	17-20	JTF1550		13		54	428	134
125	Fantic	125 Motard Casa CBS	18	JTF1550		13		58	428	136
125	Fantic	125 Motard Competition	17	JTF1550		13		54	428	134
125	Fantic	125 Motard Performance	18-20	JTF1550		13		54	428	134
125	Fantic	125 TL Enduro / Motard	18-21	JTF1550		14		58	428	138
125	Fantic	125 XEF	21-	JTF1122		14		63	428	140
125	Fantic	125 XMF	21-	JTF1122		14		47	428	140
180	Fantic	180 TX Regularita Case 50E	12-15	JTF1120		11		58	420	136
180	Fantic	180 TM Motard Casa 50m	12-15	JTF1120		11		58	420	136
250	Fantic	250 Caballero Flat Trak	18-20	JTF715		14		54	520	116
250	Fantic	250 Caballero Scrambler	18-20	JTF715		14		50	520	114
250	Fantic	500 Caballero Flat Trak	21-24	JTF715		14		49	520	112
250	Fantic	500 Caballero Rally Deluxe	21-24	JTF715		14		52	520	112
250	Fantic	500 Caballero Scrambler	21-24	JTF715		14		45	520	110
250	Fantic	500 Caballero Rally	20-21	JTF715		14		52	520	114
Generic Road Bikes										
50	Generic	50 Trigger SM	06-18	JTF1120		11	JTR24	53	420	128
50	Generic	50 Trigger X	09	JTF1120		11		55	420	136
125	Generic	125 Worx	12-14	JTF785		13	JTR810	43	428	136
Gilera Road Bikes										
50	Gilera	50 GP	02-03	JTF1129		12		52	420	132
50	Gilera	50 RCR	03-05	JTF1129		13	JTR1131	53	420	130
50	Gilera	50 RCR	06-11	JTF1128		11	JTR1131	53	420	130
50	Gilera	50 RCR	12-17	JTF1128		11	JTR1132	53	420	130
50	Gilera	50 RCR	18-19	JTF1128		11	JTR1132	59	420	134
50	Gilera	50 SMT	03-05	JTF1129		14	JTR1131	53	420	130
50	Gilera	50 SMT	06-10	JTF1128		11	JTR1131	53	420	130
50	Gilera	50 SMT	11-17	JTF1128		11	JTR1133	53	420	130
50	Gilera	50 SMT	18	JTF1128		11	JTR1133	59	420	134
50	Gilera	50 Zulu	01-02	JTF1129		12		46	420	124
125	Gilera	125 Apache	91-92			14	JTR606	43	520	114
125	Gilera	125 Cougar	01	JTF264		16	JTR485	46	428	
125	Gilera	125 Crono	91-92			14	JTR604	40	520	106
125	Gilera	125 KK/KZ	86-89			16	JTR485	46	428	126
125	Gilera	125 MX 1	88-89			13	JTR604	38	520	104
125	Gilera	125 MX/R	89-91			13	JTR604	38	520	104
125	Gilera	125 R1/R1/S	88-89			13	JTR5	44	520	110
125	Gilera	125 RC Rally	87-88			13	JTR602	44	520	114
125	Gilera	125 RC Top Rally	89-92			14	JTR606	43	520	114
125	Gilera	125 RRT Nebraska	87			16	JTR600	52	428	126
125	Gilera	125 RTX	85-88			16	JTR600	52	428	128
125	Gilera	125 SC	06-08	JTF558	JTF558RB	16		50	428	

CC	Make	Model	Year	Front Sprocket			Rear		Chain	
				Normal	Special	T	Steel Sprocket	T	Pitch	Length
125	Gilera	125 SP/01	88-92			14	JTR604	38	520	106
125	Gilera	125 SP/02	90-92			14	JTR604	38	520	106
125	Gilera	125 XR/1	88			13	JTR16	44	520	104
125	Gilera	125 XR/2	89-92			13	JTR604	44	520	104
125	Gilera	125RX Arizona Trail	86-88			16	JTR600	52	428	128
200	Gilera	200 RV	86-88			13	JTR13	40	520	104
200	Gilera	200 RX, Arizona	85-88			13	JTR602	40	520	104
350	Gilera	350 ER, Dakota	85-89			14	JTR610	51	520	108
500	Gilera	500 Saturno	90-93			14	JTR5	43	520	106
600	Gilera	600 Northwest	92-93			14	JTR611	43	520	108
600	Gilera	600 RC	89-92			14	JTR245/2	43	520	106
600	Gilera	600 RC/R	91-93			14	JTR245/2	52	520	
600	Gilera	600 XR/T	88-89			14	JTR5	43	520	106

Harley Davidson Road Bikes

883	H.D.	XLH883 Sportster	84-85	JTF884		21	JTR7082	48	530	110
883	H.D.	XLH883 Sportster	86-90	JTF884		21	JTR7086	48	530	110
883	H.D.	XLH883 Sportster	91-92	JTF989		21	JTR7086	48	530	110
1200	H.D.	XLH1200 Sportster	84-85	JTF884		21	JTR7082	48	530	110
1200	H.D.	XLH1200 Sportster	86-90	JTF884		21	JTR7086	48	530	110
1200	H.D.	XLH1200 Sportster	91-92	JTF989		21	JTR7086	48	530	110

HMZ Road Bikes

125	HMZ	GS125		JTF410		14	JTR810	43	428	116
125	HMZ	HMZ125 Cruise I	96-	JTF426		14	JTR810	48	428	126
125	HMZ	HMZ125 Cruise II		JTF410		14	JTR810	47	428	126
125	HMZ	XR125		JTF410		14	JTR810	47	428	132
125	HMZ	125 V2 Chopper		JTF410		13	JTR810	48	428	138

Honda Road Bikes

50	Honda	C50	70-75	JTF253		13	JTR256	38	420	98
50	Honda	C50	75-80	JTF253		13	JTR257	41	420	98
50	Honda	C50 ZZ,ZZ,L	80-82	JTF253		13	JTR257	40	420	98
50	Honda	C50 C Cub	82-84	JTF252		12	JTR257	40	420	98
50	Honda	C50 Cub		JTF247	Japan	13	JTR1203	42	420	100
50	Honda	C50 E Super Cub	84-85	JTF252		13	JTR257	41	420	98
50	Honda	C50 LAC,LAE	82-87	JTF253		15	JTR257	40	420	98
50	Honda	C50 E,LAG	88	JTF253		13	JTR257	41	420	98
50	Honda	C50 GLX		JTF252	Greece	12	JTR211	42	420	100
50	Honda	CB50 J	75-82	JTF252		12	JTR256	42	420	104
50	Honda	CF50 Chaly	79-96	JTF253		14	JTR256	38	420	88
50	Honda	CY50		JTF253	Germany	13	JTR256	43	420	96
50	Honda	CB50 J		JTF252	Germany	12	JTR256	42	420	102
50	Honda	CB50 V Dream		JTF252	AC15 Japan	12		43	420	112
50	Honda	GLX50		JTF253	Greece / SE Asia	15	JTR211	39	420	100
50	Honda	MB5	82	JTF253	USA	13	JTR239	43	420	106
50	Honda	MB50 SA	80-82	JTF252		12	JTR239	45	420	108
50	Honda	MB50 SA		JTF252	Germany	12	JTR239	45	420	106
50	Honda	MBX50 SD,SF	84-86	JTF252		12	JTR239	45	420	118
50	Honda	MBX50 SDF (40 kmh)		JTF253	Germany	13	JTR239	43	420	118
50	Honda	MBX50 SDH (50 kmh)		JTF253	Germany	13	JTR239	45	420	118
50	Honda	MT50 S	80-81	JTF253		13	JTR239	45	420	108
50	Honda	MT50		JTF252	Norway	12	JTR239	47	420	108
50	Honda	MTX50 S-C,E	83-85	JTF252		12	JTR239	47	420	122
50	Honda	MTX50		JTF253	AD05 Germany	14	JTR239	47	420	122
50	Honda	MTX50		JTF251	France	14	JTR239	36	420	122
50	Honda	MTX50		JTF252	Norway	12	JTR239	50	420	126
50	Honda	NS50 F	90	JTF253	USA	14	JTR239	43	420	118
50	Honda	NSR50 S-K	89-	JTF253		15	JTR216	45	420	116
50	Honda	NSR50		JTF251	France	15	JTR216	36	420	122

CC	Make	Model	Year	Front Sprocket			Rear		Chain		
				Normal	Special	T	Steel Sprocket	T	Pitch	Length	
50	Honda	NSR50 S-K	Germany	89-	JTF253		13	JTR216	47	420	126
50	Honda	NSR50 H,J	AC10 Japan		JTF253		14	JTR216	40	420	106
50	Honda	NSR50 K,L,N,P,R,S	AC10 Japan		JTF253		14	JTR216	42	420	108
50	Honda	SS50 Z-K1		78	JTF253		13	JTR256	41	420	98
50	Honda	SS50 Z-B1		79-80	JTF253		13	JTR256	42	420	98
50	Honda	ST50		78	JTF253		14	JTR256	41	420	96
50	Honda	ST50 J,K Dax		88-89	JTF249		14	JTR256	41	420	88
50	Honda	ST50 L Dax		90	JTF249		15	JTR256	38	420	88
50	Honda	ST50 G Dax	Germany	74-80	JTF253		15	JTR256	38	420	90
50	Honda	ST50 J,K,L Dax	Germany	87-90	JTF249		14	JTR256	40	420	88
50	Honda	XL50		77-85	JTF253		14	JTR256	43	420	
50	Honda	Z50 A Monkey			JTF252		13	JTR255	35	420	78
50	Honda	Z50 A / J Monkey	Finland	82-86	JTF252		12	JTR255	45	420	88
50	Honda	Z50 A / J Monkey	Finland	87-91	JTF252		12	JTR255	42	420	88
50	Honda	Z50 A / J Monkey	Finland	92-99	JTF252		13	JTR255	42	420	88
50	Honda	Z50	Australia	82-94	JTF253		13	JTR255	37	420	76
50	Honda	ZB50	USA	88	JTF252		15	JTR256	37	420	100
50	Honda	ZB50	France		JTF253		15	JTR256	38	420	102
50	Honda	ZB50 B Monkey	Germany	92-	JTF253		14	JTR256	40	420	102
70	Honda	C70		75-80	JTF253		14	JTR257	39	420	98
70	Honda	C70 Z2,ZZ,C		80-82	JTF253		14	JTR257	36	420	96
70	Honda	C70 E Cub		83-86	JTF253		14	JTR257	36	420	98
70	Honda	C70 Passport	USA	80-81	JTF253		14	JTR257	36	420	96
70	Honda	C70 Passport	USA	82-83	JTF252		14	JTR257	36	420	96
70	Honda	CF70 Chaly		82-85	JTF253		14	JTR256	35	420	88
70	Honda	ST70 K,G		78	JTF253		14	JTR256	38	420	88
70	Honda	ST70 G2 Dax	Germany	77-80	JTF253		15	JTR256	35	420	88
70	Honda	ST70	France	82-83	JTF253		15	JTR256	33	420	84
70	Honda	ST70 Dax AM K3	France		JTF253		15	JTR256	38	420	98
70	Honda	ST70 Dax	France	82-98	JTF253		15	JTR256	35	420	86
75	Honda	MBX75	Spain		JTF253		15	JTR214	36	420	116
75	Honda	MBX75		84	JTF253		15	JTR239	36	420	116
75	Honda	MTX75		87	JTF253		15	JTR239	47	420	122
75	Honda	NSR75		90	JTF253		15	JTR216	36	420	116
75	Honda	NSR75 N (NS1)		92-	JTF249		15	JTR216	37	420	126
75	Honda	XL75	USA	77-79	JTF252		14	JTR256	36	420	94
75	Honda	XL75		77-80	JTF253		15	JTR256	36	420	94
80	Honda	CY80	France		JTF253		15	JTR256	35	420	92
80	Honda	CY80	France		JTF253		15	JTR256	33	420	90
80	Honda	CY80 Z	Germany	81	JTF253		15	JTR256	42	420	
80	Honda	MB80 S-A		80	JTF253		15	JTR239	45	420	106
80	Honda	MB80	France		JTF253		15	JTR239	42	420	106
80	Honda	MB80 SA	HC01 Germany	80-83	JTF253		15	JTR239	40	420	106
80	Honda	MBX80 FWD,FWF	Germany	83	JTF253		15	JTR239	38	420	116
80	Honda	MBX80 FWD,FWF		83-86	JTF253		15	JTR239	36	420	116
80	Honda	MBX80	France	83	JTF253		13	JTR239	36	420	114
80	Honda	MCX80 SD	HC05 Germany	82-87	JTF253		15	JTR239	38	420	112
80	Honda	MT80 SA	HC02	80	JTF253		15	JTR239	38	420	104
80	Honda	MT80	France		JTF253		15	JTR239	40	420	106
80	Honda	MTX80	France		JTF253		15	JTR239	45	420	120
80	Honda	MTX80 RFD,RFF		83-86	JTF253		15	JTR239	42	420	122
80	Honda	MTX80 C	HC06 Germany	82	JTF253		15	JTR239	42	420	120
80	Honda	MTX80 RSD	HC08 Germany	83	JTF253		15	JTR239	45	420	124
80	Honda	MTX80 RII (R2)	Germany	87-	JTF274		15	JTR241	45	428	126
80	Honda	NSR80 J	HC06 Japan				15	JTR216	37	420	104
80	Honda	XL80 S	USA	80-85	JTF253		15	JTR256	37	420	96
90	Honda	C90 Z2,ZZ,C		75-82	JTF264		14	JTR262	40	428	100

CC	Make	Model	Year	Front Sprocket			Rear		Chain	
				Normal	Special	T	Steel Sprocket	T	Pitch	Length
90	Honda	C90 Cub	84-02	JTF253		15	JTR211	39	420	98
90	Honda	CE90		JTF264		14	JTR262	40	428	100
90	Honda	CT90 KZ - K9	Australia 75-79			15	JTR809/2	45	428	104
90	Honda	EZ 90 Cub	90-92	JTF259		14		35	428	100
90	Honda	EZ 90 Cub	USA 90-92	JTF259		14	JTR269	35	428	100
90	Honda	EZ 90 Cub	93-96	JTF264		15	JTR269	35	428	102
90	Honda	GLX90	Greece / SE Asia	JTF253		15	JTR211	39	420	100
90	Honda	ST90	USA 73-75			15	JTR269	40	428	94
100	Honda	C100 Astra	Greece / SE Asia 91-98	JTR273		14	JTR263	36	428	100
100	Honda	C100 Dream	Thailand 97-98	JTF274		14	JTR263	36	428	100
100	Honda	CB100	76-77	JTF259		14	JTR269	37	428	102
100	Honda	CB100 NA	78-86	JTF259		14	JTR269	37	428	100
100	Honda	CB100 K1/K2	USA	JTF259		14	JTR269	40	428	104
100	Honda	H100 A	82-83	JTF274		15	JTR269	35	428	108
100	Honda	H100 SD,S2G,SJ	84-93	JTF274		15	JTR269	34	428	108
100	Honda	Supra 100	Greece / SE Asia 99-03	JTF273		15	JTR263	40	428	104
100	Honda	SL100	USA 69-72	JTF259		14	JTR269	49	428	110
100	Honda	XL100 K	USA 74-76	JTF259		14	JTR269	49	428	110
100	Honda	XL100	USA 77-78	JTF259		14	JTR269	49	428	112
100	Honda	XL100 S	USA 79-80	JTF274		15	JTR269	45	428	118
100	Honda	XL100 S	USA 81-85	JTF274		15	JTR999	42	428	108
100	Honda	XL100 SA,SZ	78-80	JTF274		15	JTR269	44	428	118
100	Honda	XL100 SB,SC,SD,SE Peg	81-83	JTF274		15	JTR999	42	428	118
110	Honda	C110 X	Australia 18-21	JTF273		14	JTR1212	37	428	102
110	Honda	CT110 Z,A,B,C,D	79-83	JTF1263		15	JTR999	45	428	104
110	Honda	CT110 B,D,G	81-86			15	JTR999	45	428	104
110	Honda	CT110 G,H,K,L,M,N,P	86-94	JTF1263		15	JTR263	45	428	104
110	Honda	CT110 Trail 110	USA 80	JTF1263		15	JTR999	45	428	104
110	Honda	CT110 Trail 110	USA 81-86			15	JTR999	45	428	104
110	Honda	CT110	Australia 99-00	JTF1263		15	JTR264	45	428	104
110	Honda	110 Astrea Grand (Euro 3/4)	Greece / SE Asia 17-18	JTF253		14	JTR212	37	420	104
110	Honda	110 Astrea Grand (Euro 3/4) >>> 428 Chain Conversion	Greece / SE Asia 17-18	JTF274		14	JTR1212	37	428	108
110	Honda	110 Wave	Greece / SE Asia 12-14	JTF253		14	JTR212	37	420	104
110	Honda	110 Wave >>> 428 Chain Conversion	Greece / SE Asia 12-14	JTF273		14	JTR1212	37	428	104
110	Honda	110 Wave	Brazil	JTF273		14	JTR1212	37	428	104
125	Honda	ANF125 Innova	JC37 03-12	JTF249		14	JTR212	35	420	104
125	Honda	C125 / C125A-K,L Super Cub	18-21	JTF249		14	JTR231	36	420	106
125	Honda	C125 / C125A-K,L Super Cub >>> 428 Chain Conversion	18-21	JTF273		14	JTR1231	36	428	106
125	Honda	C125 Super Cub	22-24	JTF249		14	JTR231	35	420	106
125	Honda	C125 Super Cub >>> 428 Chain Conversion	22-24	JTF273		14	JTR1231	35	428	106
125	Honda	CA125 S Rebel	95-01	JTF270		13	JTR273	39	520	112
125	Honda	CA125 S Rebel	France 95-00	JTF329		13	JTR273	39	520	112
125	Honda	CA125 S Rebel (80kmh)	Germany 95-00	JTF270		13	JTR273	42	520	112
125	Honda	CB125 S	75-79	JTF259		15	JTR269	40	428	102
125	Honda	CB125 S	USA 73-82	JTF259		15	JTR269	35	428	100
125	Honda	CB125 S	USA 84-85	JTF259		14	JTR269	43	428	110
125	Honda	CB125 TT	USA 90	JTF259		14	JTR269	43	428	122
125	Honda	CB125 J/N	78-79	JTF259		15	JTR269	37	428	100
125	Honda	CB125 T/T2 TA,TB,TZ	78-82	JTF259		15	JTR269	39	428	112
125	Honda	CB125 TDC,TDE	Europe 82-88	JTF259		15	JTR269	40	428	120
125	Honda	CB125 TDC,TDE,TDJ	82-88	JTF259		15	JTR269	42	428	122
125	Honda	CB125 RS-D	83-86	JTF259		15	JTR269	38	428	108
125	Honda	CB125 F (GLR125)	15-20	JTF1264		15	JTR1221	45	428	122

CC	Make	Model	Year	Front Sprocket			Rear		Chain			
				Normal	Special	T	Steel Sprocket	T	Pitch	Length		
125	Honda	CB125 F (CBF125MM)	21-23	JTF1264		14	JTR1219	41	428	118		
125	Honda	CB125 R (CBF125NA) J,K,L	18-20	JTF1264		15	JTR1222	47	428	134		
125	Honda	CB125 R (CBF125NA) M	21	JTF1264		15	JTR1222	48	428	134		
125	Honda	CBF125 M9,MA,MB,MC,MD	09-14	JTF1264		16	JTR1219	42	428	118		
125	Honda	CBR125 R-4,5,6,7,8,9,A	JC34/39	JTF1264		15	JTR1206	42	428	124		
125	Honda	CBR125 R-B,C,D,E,F,G,H	11-17	JTF1264		15	JTR1221	44	428	128		
125	Honda	CBX125	79-82	JTF259		15	JTR269	37	428	104		
125	Honda	CBZ125 F		JTF1264		17			428			
125	Honda	CBZ125	Eire	01	JTF264		14	JTR269	44	428	126	
125	Honda	CD125 TC Benly		82-85	JTF259		15	JTR269	42	428	116	
125	Honda	CD125 T	Europe		JTF259		15	JTR269	43	428	112	
125	Honda	CD125 TB	Europe		JTF259		15	JTR269	44	428	116	
125	Honda	CG125 All Japan		77-84	JTF259		15	JTR269	34	428	100	
125	Honda	CG125 Brazil		85-92	JTF259		14	JTR269	41	428	110	
125	Honda	CG125 Brazil		93-98	JTF259		14	JTR269	41	428	114	
125	Honda	CG125 Brazil	France		87-97	JTF259		14	JTR269	40	428	110
125	Honda	CG125 E		98	JTF259		15	JTR269	36	428	112	
125	Honda	CG125		99-00	JTF259		15	JTR269	36	428	112	
125	Honda	CG125 W		01	JTF259		15	JTR269	36	428	112	
125	Honda	CG125 M1		02-05	JTF259		14	JTR269	43	428	116	
125	Honda	CG125 Titan	Brazil		00-03	JTF259		15	JTR218	44	428	116
125	Honda	CG125		06	JTF259		14	JTR218	45	428	116	
125	Honda	CL125	USA		73-74	JTF259		15	JTR269	42	428	104
125	Honda	CLR125 W,X,Y Cityfly		98-03	JTF1264		17	JTR271	50	428	128	
125	Honda	CM125 C Custom		82-97	JTF259		15	JTR269	43	428	120	
125	Honda	CM125 T	France		JTF259		15	JTR269	39	428	114	
125	Honda	CRM125		90-99	JTF327		14	JTR604	40	520	106	
125	Honda	CT125 A / AC Trail 125 / Hunter cub		21-22	JTF273		14		39	428	108	
125	Honda	CT125 C		82	JTF259		15	JTR269	51	428	120	
125	Honda	CT125 D,E,F,G,H,K		83-89	JTF259		14	JTR269	52	428	118	
125	Honda	CT125	USA		77	JTF259		14	JTR269	52	428	102
125	Honda	MBX125 FE		84-85	JTF329		13	JTR279	39	520	102	
125	Honda	MBX125	France		JTF329		13	JTR279	38	520	102	
125	Honda	MSX125 (Grom 125)		13-20	JTF249		15	JTR212	34	420	106	
125	Honda	MSX125 (Grom 125)		21	JTF249		15		38	420	108	
125	Honda	MSX125 (Grom 125)		22	JTF249		15		38	420	108	
125	Honda	MSX125 (Grom 125)		23	JTF249		15		38	420	108	
125	Honda	MSX125 (Grom 125)		24	JTF249		15		38	420	108	
125	Honda	MSX125 (Grom 125) SP		24	JTF249		15		38	420	108	
125	Honda	MT125 K1	USA		74-76		15	JTR269	44	428	118	
125	Honda	MTX125 RWD,RWF,RWH,RWL		83-94	JTF259		15	JTR241	53	428	130	
125	Honda	MTX125 R	France		87-89	JTF329		13	JTR279	40	520	106
125	Honda	MTX125 R	Spain		87-88	JTF329		14	JTR279	40	520	106
125	Honda	NS125 FG,FH		85-88	JTF329		13	JTR279	33	520	106	
125	Honda	NS125 RK (NSR125)		88-89	JTF329		13	JTR279	33	520	106	
125	Honda	NSR125 F	France		85-88	JTF329		13	JTR279	35	520	110
125	Honda	NSR125 R F2	Europe		89-90	JTF327		13	JTR604	38	520	114
125	Honda	NSR125 RK		89-93	JTF327		13	JTR604	35	520	108	
125	Honda	NSR125R-R		93-98	JTF327		14	JTR604	36	520	108	
125	Honda	NSR125 R (80 Km/h Version)	Germany		97-02	JTF327		12	JTR604	36	520	110
125	Honda	NSR125 R		99-02	JTF327		14	JTR604	38	520	110	
125	Honda	NX125		89-90	JTF259		16	JTR269	47	428	128	
125	Honda	NX125 Transcity		89-98	JTF259		16	JTR271	50	428	128	
125	Honda	NX 125	USA		88	JTF259		15	JTR1250	56	428	130
125	Honda	NX 125	Japan		88	JTF259		15	JTR1250	56	428	130
125	Honda	NX 125	USA		89-90	JTF259		15	JTR1250	48	428	126
125	Honda	NX 125	Japan		89-90	JTF259		15	JTR1250	48	428	126

CC	Make	Model	Year	Front Sprocket			Rear		Chain	
				Normal	Special	T	Steel Sprocket	T	Pitch	Length
125	Honda	SL125 K1,S1	76-80	JTF259		15	JTR269	47	428	118
125	Honda	SL125 K1/K2	USA 73-76			15	JTR269	49	428	110
125	Honda	ST125 Dax	JB04 22-23	JTF249		15			420	
125	Honda	VT125 C,C2 Shadow	99-07	JTF327		14	JTR273	41	520	112
125	Honda	VT125 C Shadow (80 Kmh Version)	Germany 99-07	JTF327		12	JTR273	41	520	112
125	Honda	XL125 K2,K3	78-79	JTF259		15	JTR269	43	428	118
125	Honda	XL125	USA 74-78	JTF259		15	JTR269	52	428	118
125	Honda	XL125 SA,SB,SC,SZ	80-82	JTF259		14	JTR269	47	428	118
125	Honda	XL125 S	USA 79-85	JTF259		14	JTR269	56	428	124
125	Honda	XL125 K2,K3,SZ,SB,SC,SD	Australia 77-83	JTF259		15	JTR269	49	428	120
125	Honda	XL125 S Large	France	JTF328		13	JTR279	38	520	100
125	Honda	XL125 R ProLink	82-87	JTF259		15	JTR242	53	428	128
125	Honda	XL125 J	88	JTF259		16	JTR269	47	428	128
125	Honda	XL125 V Varadero	JC32 01-13	JTF327		14	JTR273	44	520	110
125	Honda	XL125 V Varadero (80 Kmh Version)	Germany 01-11	JTF327		12	JTR273	44	520	110
125	Honda	XLR125 R-W,X,Y,1,2	98-02	JTF1264		17	JTR1249	51	428	130
125	Honda	XL125	France	JTF259		14	JTR269	51	428	124
125	Honda	XR125 L	JD19 03-07	JTF1264		17	JTR1258	54	428	132
125	Honda	Z125 M/MA-K,L,M Monkey	19-21	JTF249		15	JTR212	34	420	98
125	Honda	Z125 M/MA-N Monkey	22	JTF249		15		37	420	98
125	Honda	125 Biz	Brazil	JTF273		14	JTR1228	34	428	106
125	Honda	125 Innova / 125i Innova	Greece / SE Asia 03-14	JTF253		14	JTR212	35	420	104
125	Honda	125 Innova / 125i Innova >>> 428 Chain Conversion	Greece / SE Asia 03-14	JTF273		14	JTR1212	35	428	104
125	Honda	125 Supra-X / Helmin	Greece / SE Asia 17-18	JTF253		14	JTR212	36	420	108
125	Honda	125 Supra-X / Helmin >>> 428 Chain Conversion	Greece / SE Asia 17-18	JTF273		14	JTR1212	36	428	108
150	Honda	CB150 R		JTF1264		15	JTR1222	47	428	
150	Honda	CBR150 R		JTF1264		15	JTR1222	45	428	
150	Honda	CG150 Titan	Brazil	JTF1264		16	JTR1230	43	428	118
150	Honda	GTR150	Greece / SE Asia 19-20	JTF1264		15	JTR1221	44	428	120
150	Honda	XR150	Brazil	JTF1264		17	JTR1226	49	428	132
175	Honda	CB175 K4,K5	71-78	JTF264		16	JTR269	38	428	114
175	Honda	CB175 K6	74-76	JTF275		15	JTR279	35	520	94
175	Honda	CB175 K3-K7	USA 69-72	JTF264		16	JTR269	39	428	112
175	Honda	CD175 A,A4,K5	71-78	JTF264		17	JTR267	39	428	112
175	Honda	CL175 K3-K7	USA 68-73			16	JTR269	39	428	116
175	Honda	XL175 K4	77	JTF275		15	JTR279	38	520	
185	Honda	CD185 T	78-82	JTF259		15	JTR269	34	428	112
185	Honda	CM185 T	Germany 77-81	JTF259		15	JTR269	35	428	112
185	Honda	CM185 T	USA 78-79	JTF259		15	JTR269	35	428	112
185	Honda	CT185 D	82-83	JTF259		15	JTR269	52	428	118
185	Honda	XL185 S-Z,A,B,D,H,J,K,L,M,P	79-93	JTF259		14	JTR269	49	428	120
185	Honda	XL185 S	USA 79-83	JTF259		14	JTR269	50	428	120
185	Honda	XR185	USA 79	JTF259		15	JTR269	58	428	126
190	Honda	CB190 F	Brazil	JTF1264		14	JTR1227	45	428	132
200	Honda	CB200	76-79	JTF275		15	JTR279	35	520	94
200	Honda	CB200 T	USA 74-76	JTF275		15	JTR279	35	520	94
200	Honda	CD200 TB Benly	80-85	JTF259		15	JTR269	34	428	112
200	Honda	CM200 TA,TB Custom	MD01 81-84	JTF259		15	JTR269	35	428	112
200	Honda	CM200 T Twinstar	USA 80-82	JTF259		15	JTR269	35	428	112
200	Honda	CT200 Auto AG	82-89	JTF259		14	JTR269	56	428	120
200	Honda	MTX200 RWD,RWF	83-86	JTF329		13	JTR243	42	520	104
200	Honda	XL200 RB,RC,RD	MD06 81-83	JTF328		13	JTR254	43	520	106
200	Honda	XL200 R	France 83	JTF328		13	JTR254	47	520	104
200	Honda	XL200 RD	Australia 83	JTF328		13	JTR254	45	520	104
200	Honda	XL200 Paris Dakar	84-90	JTF328		13	JTR277	41	520	108

CC	Make	Model	Year	Front Sprocket			Rear		Chain	
				Normal	Special	T	Steel Sprocket	T	Pitch	Length
200	Honda	XLR200 MD39 Japan	92	JTF287		13	JTR245/2	42	520	106
200	Honda	CRF230 M-9,A	09-10	JTF287		13	JTR210	38	520	100
250	Honda	AX 1 Japan		JTF280		13	JTR1509	41	520	102
250	Honda	CA250 TF,TG,TH,TJ,TL Rebel Japan		JTF287		14	JTR279	32	520	108
250	Honda	CB250 K3	73	JTF278		16	JTR278	36	530	96
250	Honda	CB250 K4	74	JTF278		16	JTR278	38	530	96
250	Honda	CB250 G5	75-77	JTF278		16	JTR278	38	530	96
250	Honda	CB250 N,NA,T1,T2	78-82	JTF278		15	JTR246	41	530	102
250	Honda	CB250 NDX-B,NB,NC,NDC	78-82	JTF276		15	JTR247	41	520	102
250	Honda	CB250 RSA MD02	80-83	JTF281		14	JTR248	44	520	98
250	Honda	CB250 RSD-C,L	82-84	JTF281		14	JTR245/2	44	520	98
250	Honda	CB250 M,N,P,R,S,T,V Night Hawk	91-97	JTF287		14	JTR279	33	520	106
250	Honda	CB250 Night Hawk	99-08	JTF287		14	JTR279	33	520	106
250	Honda	CB250 Night Hawk USA	91-08	JTF270		14	JTR279	33	520	106
250	Honda	CB250 N Two Fifty	92-02	JTF287		14	JTR272	31	520	104
250	Honda	CB250 RSB France	83	JTF337		14	JTR245/2	44	520	98
250	Honda	CB250 FM, FN2, FP MC23 Japan		JTF1299		14	JTR245/2	42	520	112
250	Honda	CB250 Hornet MC31 Japan	96-07	JTF1299		14	JTR245/2	45	520	110
250	Honda	CBF250	04-05	JTF1321		13	JTR254	37	520	106
250	Honda	CBF250	06			13	JTR254	37	520	106
250	Honda	CBF250 R ABS (CBF250 N/NA-J,K) (Japan) Japan	18-19	JTF1321		14	JTR1224	36	520	108
250	Honda	CBF250 R ABS (CBF250 N/NA-J,K) (Malaysia) Malaysia	18-19	JTF1321		14	JTR1224	36	520	108
250	Honda	CBF250 R ABS (CBF250 N/NA-J,K) (Turkey) Turkey	18-19	JTF1321		14	JTR1224	36	520	108
250	Honda	CBF250 Brazil		JTF1321		13	JTR1229	40	520	110
250	Honda	CBR250 FG,FG-YA Japan				14	JTR245/2	43	520	108
250	Honda	CBR250 R/RA-B,C,D	11-13	JTF1321		14	JTR1220	38	520	108
250	Honda	CBR250 RH (-1021987) (-1004990) Japan				14	JTR245/2	44	520	108
250	Honda	CBR250 RJ,RK,RK-2 Japan		JTF1298		17	JTR1244	54	428	136
250	Honda	CBR250 RR Japan	90-00	JTF1298		17	JTR1244	52	428	134
250	Honda	CBX250 RSE		JTF266		14	JTR247	35	520	100
250	Honda	CBX250 Night Hawk	87	JTF270		14	JTR279	33	520	108
250	Honda	CBX250 H	85	JTF327		13	JTR279	35	520	98
250	Honda	CBX250 Twister Brazil		JTF1321		13	JTR254	37	520	106
250	Honda	CD250 UJ,UK	88-94	JTF287		14	JTR279	32	520	98
250	Honda	CJ250 T	76-79	JTF278		16	JTR278	37	530	100
250	Honda	CL250 SC	82-84	JTF281		14	JTR245/2	51	520	106
250	Honda	CM250 TB Custom	82-84	JTF276		15	JTR247	41	520	104
250	Honda	CM250 C USA	82	JTF328		14	JTR279	32	520	104
250	Honda	CM250 Europe	83	JTF270		14	JTR279	33	520	108
250	Honda	CM250 CD Belt Drive Conversion	83	JTF287		14	JTR279	38	520	110
250	Honda	CM250 D Europe	84	JTF270		14	JTR279	39	520	94
250	Honda	CM250 C Europe	85	JTF270		14	JTR279	30	520	100
250	Honda	CM250 Rebel France	96-97	JTF270		14	JTR279	31	520	104
250	Honda	CMX250 LA		JTF270		14	JTR279	30	520	98
250	Honda	CMX250 Rebel	87-	JTF270		14	JTR279	33	520	108
250	Honda	CMX250 C-T	96	JTF270		14	JTR279	31	520	104
250	Honda	CMX250 C-V,W,X Rebel	97-99	JTF270		14	JTR279	31	520	104
250	Honda	CMX250 C-Y Rebel	00	JTF270		14	JTR273	39	520	
250	Honda	CMX250 C,CD Rebel USA	96-16	JTF270		14	JTR273	33	520	108
250	Honda	CRF250 M-D,E,F	13-15	JTF1321		13	JTR301	39	520	110
250	Honda	MVX250	83	JTF281		15	JTR245/2	40	520	96
250	Honda	MT250 K1 USA	74-76			14	JTR1977	47	520	106
250	Honda	NAS250 N Nighthawk MC26 Japan		JTF287		14	JTR272	31	520	104
250	Honda	NS250 FE MC11 Japan		JTF283		15	JTR245/2	42	520	108
250	Honda	NSR250	86	JTF283		14	JTR245/2	42	520	108
250	Honda	NSR250 RG MC16 Japan	87	JTF283		15	JTR245/2	42	520	108
250	Honda	NSR250 R2J,R4J MC18 Japan		JTF283		15	JTR1209	41	520	108

CC	Make	Model	Year	Front Sprocket			Rear		Chain			
				Normal	Special	T	Steel Sprocket	T	Pitch	Length		
250	Honda	NSR250 R5K,K2,R6K,K2	MC18	Japan	JTF283		15	JTR1209	42	520	108	
250	Honda	NSR250 R / SE / SP	MC21	Japan	90-93	JTF283		15	JTR1315	40	520	108
250	Honda	NSR250 RR,R2R,R3R,R3S	MC28	Japan		JTF283		15	JTR1490	44	520	110
250	Honda	NX250			88-93	JTF1321		13	JTR245/2	41	520	102
250	Honda	VT250 FD,FE,FG,F2D,FJ			83-88	JTF283		14	JTR245/3	45	520	104
250	Honda	VT250 FE,ZE,FF-YA,F2F,FJ Integra		Japan	86-88	JTF283		14	JTR245/3	45	520	104
250	Honda	VT250 FG,FG-YA,		Japan		JTF1299		14	JTR245/2	45	520	104
250	Honda	VT250 F2H,H,H2		Japan		JTF283		14	JTR245/2	45	520	104
250	Honda	VT250 J,K		Japan		JTF1299		14	JTR245/2	41	520	102
250	Honda	VT250 FL Spada			89-90	JTF1298		17	JTR1244	54	428	132
250	Honda	VT250 Xelvis	MC25	Japan		JTF1299		14	JTR245/2	43	520	108
250	Honda	VT250 CR Magna	MC29			JTF1299		14		38	520	110
250	Honda	VTR250	MC33	Japan	98-17	JTF1299		14	JTR245/2	41	520	104
250	Honda	VTR250 Interceptor		USA	88	JTF283		14	JTR245/3	45	520	104
250	Honda	VTR250 Interceptor		USA	89-90	JTF1298		17	JTR1244	51	428	128
250	Honda	VT2250		Japan	88-89	JTF1299		14	JTR245/2	41	520	104
250	Honda	XL250 K1/K2		USA	72-76	JTF1265		15	JTR1977	48	520	102
250	Honda	XR250 S			96	JTF1321		13	JTR210	39	520	
250	Honda	XL250 K3,K4			76-77	JTF1265		15	JTR1977	45	520	100
250	Honda	XL250 SZ,SA,SB			78-81	JTF1265		14	JTR245/2	53	520	102
250	Honda	XL250 S2,3S2	MD30	Japan		JTF327		13	JTR210	39	520	102
250	Honda	XL250 S,S2	MD31	Japan		JTF280		13		44	520	106
250	Honda	XL250 RC,RD ProLink	MD03		82-83	JTF281		14	JTR245/2	44	520	102
250	Honda	XL250 RE,RF,RH,RG	ND11		84-87	JTF287		13	JTR260	38	520	102
250	Honda	XL250	ME06	Japan		JTF266		13	JTR245/2	50	520	108
250	Honda	XL250	ME06	Japan		JTF266		13	JTR245/2	48	520	108
250	Honda	XL250	ME06	Japan		JTF266		13	JTR210	48	520	108
250	Honda	XL-X250 RD		Japan	83	JTF287		14	JTR245/2	40	520	102
250	Honda	XL-X250 RE		Australia	84	JTF287		14	JTR245/2	40	520	104
250	Honda	XL-X250 RE		Japan	84	JTF287		14	JTR245/2	40	520	104
250	Honda	XL250 R Baja		Japan	91	JTF327		13	JTR260	40	520	104
250	Honda	XL250 M,N,P2 Degree	MD26	Japan		JTF280		13	JTR245/2	44	520	106
250	Honda	XLR250 R3H	MD20	Japan		JTF264		16	JTR1361	50	428	130
250	Honda	XLR250 R3J,R3K (MD22 >210)	MD22	Japan		JTF264		16	JTR1361	50	428	130
250	Honda	XLR250 R3L,R3M,R3N,R3P,R5,R6	MD22	Japan		JTF264		16	JTR1361	50	428	130
250	Honda	XLR250 Baja		Japan	88-94	JTF264		16	JTR1361	50	428	130
250	Honda	XLR250 R		Japan	89-94	JTF264		16	JTR1361	50	428	130
250	Honda	XR250 L			91-96	JTF327		13	JTR260	40	520	104
250	Honda	XR250 Tornado		Brazil		JTF1321		13	JTR251	38	520	104
300	Honda	CB300 F/FA-F,G,H,J (CB300 F)			15-18	JTF1321		14	JTR1220	36	520	108
300	Honda	CB300 R/RA-K (CBF300 N)			19	JTF1321		14	JTR1224	36	520	108
300	Honda	CB300 R/RA-L (CBF300 N)			20	JTF1321		14	JTR1224	36	520	108
300	Honda	CB300 R/RA-M (CBF300 N)			21	JTF1321		14	JTR1224	36	520	108
300	Honda	CB300 R/RA-N (CBF300 N)			22	JTF1321		14	JTR1224	36	520	108
300	Honda	CB300 R/RA-P (CBF300 N)			23	JTF1321		14	JTR1224	36	520	108
300	Honda	CB300 R/RA-P (CBF300 N)			24	JTF1321		14	JTR1224	36	520	108
300	Honda	CBR300 R/RA-E,F,G,H,I,K,L			14-20	JTF1321		14	JTR1220	36	520	108
300	Honda	CBR300 R/RA-M			21-22	JTF1321		14	JTR1220	36	520	108
300	Honda	CMX300 A Rebel			17-19	JTF1321		14	JTR1225	36	520	120
300	Honda	CMX300 A Rebel			20	JTF1321		14	JTR1225	36	520	120
300	Honda	CMX300 A Rebel			21-22	JTF1321		14	JTR1225	36	520	120
300	Honda	CMX300 A Rebel			23	JTF1321		14	JTR1225	36	520	120
350	Honda	CB350 F				JTF278		17	JTR278	38	530	96
350	Honda	CB350 K				JTF278		16	JTR278	36	530	96
350	Honda	CB350 SG			86-88	JTF291		15	JTR1332	36	525	108
350	Honda	CB350 SG		Europe		JTF291		16	JTR1332	36	525	108
350	Honda	XL350 R		USA	84-85	JTF287		14	JTR245/2	40	520	102
350	Honda	XL350 RF,RG,RH	ND03		85-87	JTF287		14	JTR245/2	38	520	102
350	Honda	XL-X350				JTF287		14	JTR245/2	41	520	106

CC	Make	Model	Year	Front Sprocket			Rear		Chain		
				Normal	Special	T	Steel Sprocket	T	Pitch	Length	
360	Honda	CB360 F	73-76	JTF278		17	JTR278	38	530		
360	Honda	CB360 G5		JTF278		16	JTR278	34	530	96	
360	Honda	CJ360 T	78	JTF278		16	JTR278	34	530	98	
400	Honda	CB400 F,F1,F2	75-79	JTF278		17	JTR278	38	530	96	
400	Honda	CB400 N,NA	79-80	JTF278		16	JTR246	36	530	100	
400	Honda	CB400 NB,NC,ND	81-83	JTF276		16	JTR247	36	520	100	
400	Honda	CB400 T,AT	78-79	JTF278		16	JTR246	36	530	100	
400	Honda	CB400 T,AT	Germany 78-79	JTF278		16	JTR246	37	530	100	
400	Honda	CB400 A Hondamatic	USA 78	JTF278		16	JTR246	37	530	100	
400	Honda	CB400 T Mk I/II	USA 78-79	JTF278		16	JTR246	37	530	100	
400	Honda	CB400 T Hawk	USA 80	JTF278		16	JTR246	37	530	100	
400	Honda	CB400 T Hawk	USA 81	JTF278		16	JTR246	36	530	100	
400	Honda	CB400 LC	Japan	JTF278		17			530	106	
400	Honda	CBX400 F-F2		JTF278		15	JTR1334	45	530	104	
400	Honda	CB-1 (CB400 F,FK)	91-	JTF297	JTF297RB	15	JTR1332	41	525	104	
400	Honda	CB-1 (CB400 F,FK2,FL,FL2)	Japan	JTF297	JTF297RB	15	JTR1332	40	525	104	
400	Honda	CB-1 (CB400 FM,FM2)	Japan	JTF297	JTF297RB	15	JTR1332	37	525	104	
400	Honda	CB400 F2N,F2R,F2S,F2T,F2V Super Four	NC31 Japan	JTF297	JTF297RB	15	JTR1332	42	525	110	
400	Honda	CB400 F3S,F3T,F3V Super Four	NC31 Japan	JTF297	JTF297RB	15	JTR1332	45	525	112	
400	Honda	CB400 Super Bol D'or	NC39 Japan	05-16	JTF297	JTF297RB	15	JTR1332	44	525	108
400	Honda	CB400 Super Four H-VTEC	Japan	99-01	JTF297	JTF297RB	15	JTR1332	44	525	108
400	Honda	CB400 Super Four H-VTEC Revo	Japan	04-16	JTF297	JTF297RB	15	JTR1332	44	525	108
400	Honda	CB400 Super Four H-VTEC III	Japan	04-07	JTF297	JTF297RB	15	JTR1332	44	525	108
400	Honda	CBR400 R		JTF286		15	JTR1334	43	530	108	
400	Honda	CBR400 FE,F2E,F2E-YA	Japan	JTF293		14	JTR1332	44	525	106	
400	Honda	CBR400 FF,F2F,F2F-YA	Japan	JTF293		15	JTR1332	47	525	108	
400	Honda	CBR400 RG,RH-YA Aero	Japan	JTF294		15	JTR1332	44	525	108	
400	Honda	CBR400 RRH	NC23	JTF294		15	JTR1313	40	525	106	
400	Honda	CBR400 RRJ Tri - Arm	NC23	JTF297	JTF297RB	15	JTR1313	42	525	106	
400	Honda	CBR400 RRK Tri - Arm	NC23	JTF297	JTF297RB	15	JTR1313	40	525	106	
400	Honda	CBR400 RR L-L2 Gull - Arm	NC29	JTF297	JTF297RB	15	JTR1314	39	525	106	
400	Honda	CM400 T-A Chopper	NC01	79-81	JTF278		16	JTR246	35	530	100
400	Honda	CM400 T		JTF278		16	JTR246	36	530	102	
400	Honda	CM400 T-B,C,D Chopper	NC01	81-83	JTF276		16	JTR247	35	520	100
400	Honda	CM400 A	USA	79-81	JTF278		16	JTR246	35	530	102
400	Honda	CM400 C/E	USA	80-81	JTF278		16	JTR246	35	530	102
400	Honda	CM400 T	USA	79-81	JTF278		16	JTR246	35	530	102
400	Honda	FT400 C	Japan		JTF289		15	JTR1334	46	530	102
400	Honda	GB400 F,F2	Japan		JTF290		14	JTR1332	39	525	108
400	Honda	GB400 H3	Japan		JTF294		14	JTR1332	39	525	108
400	Honda	NS400 R	NC19	85-88	JTF292		16	JTR298	40	530	108
400	Honda	NT400 J ,K,K2,L,L2 BROS	Japan	88-91	JTF296	JTF296RB	16	JTR1311	44	525	112
400	Honda	NV400 C-J,K,L,N,P,R,V Steed	NC26 Japan		JTF296	JTF296RB	16	JTR1332	45	525	120
400	Honda	RVF400 RR,RT	NC35 Japan		JTF297	JTF297RB	15	JTR312	38	525	102
400	Honda	VF400 FC	Japan		JTF293		15	JTR1332	45	525	108
400	Honda	VF400 F2E	Japan		JTF293		15	JTR1332	46	525	108
400	Honda	VF400 FD		83-86	JTF286		15	JTR1334	46	530	108
400	Honda	VFR400 R	NC21	86	JTF292		16	JTR298	40	530	108
400	Honda	VFR400 ZG,RG,RG-YA,ZH	NC21 Japan		JTF294		15	JTR1332	45	525	106
400	Honda	VFR400 RH,RH2,RJ3 Pro-Arm	NC24	87-89	JTF294		15	JTR1311	45	525	106
400	Honda	VFR400 R3-L,M	NC30	90-93	JTF297	JTF297RB	15	JTR312	40	525	108
400	Honda	V LX400 Shadow	Japan		JTF296	JTF296RB	16	JTR1332	44	525	120
400	Honda	VRX400 T Roadster	NC33 Japan		JTF296	JTF296RB	16	JTR1332	44	525	114
400	Honda	XL400 S			JTF281		14	JTR245/2	44	520	98
400	Honda	XL400 R			JTF281		15	JTR245/2	47	520	102
400	Honda	XL400 R-C		82	JTF306		15	JTR245/2	45	520	104
400	Honda	XL400 R-C	Japan	82	JTF306		15	JTR245/2	46	520	102

RB - OEM Technology Rubber Cushioned Front Sprocket

CC	Make	Model	Year	Front Sprocket			Rear		Chain			
				Normal	Special	T	Steel Sprocket	T	Pitch	Length		
400	Honda	XL400 V-J,K,L Transalp	ND06	Japan	88-91	JTF293		15	JTR300	43	525	114
400	Honda	XL400 V Transalp		Japan	92-98	JTF296	JTF296RB	15	JTR300	43	525	114
450	Honda	CB450 DXK			89-92	JTF278		16	JTR1334	36	530	100
450	Honda	CB450 NF	PC14		85	JTF278		16	JTR1334	36	530	100
450	Honda	CB450 T Hawk		USA	82	JTF278		16	JTR246	36	530	100
450	Honda	CB450 SG (27 PS)	PC17		86-88	JTF291		15	JTR1332	36	525	108
450	Honda	CB450 SG (44 PS)	PC17		86-88	JTF291		16	JTR1332	36	525	108
450	Honda	CB450 SG		USA	89	JTF291		16	JTR1332	36	525	108
450	Honda	CB450 Night Hawk				JTF278		16	JTR1334	36	530	100
450	Honda	CB450 SC Nighthawk		USA	82-86	JTF278		17	JTR1334	36	530	106
450	Honda	CM450 A		USA	82	JTF278		17	JTR246	34	530	102
450	Honda	CM450 A Hondamatic		USA	83	JTF278		17	JTR1334	34	530	102
450	Honda	CM450 C		USA	82	JTF278		17	JTR246	34	530	102
450	Honda	CM450 E		USA	82-83	JTF278		17	JTR246	34	530	102
450	Honda	CMX450 Rebel				JTF291		16	JTR1332	36	525	112
450	Honda	CMX450 C Rebel			86-87	JTF291		16	JTR1332	36	525	112
450	Honda	CMX450 C Rebel		USA	86-87	JTF291		17	JTR1332	37	525	112
500	Honda	CB500 F Four			72-77	JTF288		17	JTR282	34	530	100
500	Honda	CB500 F1				JTF288		17	JTR282	36	530	100
500	Honda	CB500 K1,K2,K3			72-74	JTF288		17	JTR282	34	530	100
500	Honda	CB500 T			75-77	JTF278		15	JTR280	33	530	98
500	Honda	CB500 R,S,T,V,W,X,Y,1,2,3			94-03	JTF297	JTF297RB	15	JTR1332	40	525	108
500	Honda	CB500 S-W,X,Y,1,2			98-03	JTF297	JTF297RB	15	JTR1332	40	525	108
500	Honda	CB500 Cup			99	JTF297	JTF297RB	15	JTR1332	40	525	108
500	Honda	CB500 F/FA-D,E,F,G,H			13-17	JTF1381	JTF1381RB	15	JTR1316	41	520	112
500	Honda	CB500 FA-J			18	JTF1381	JTF1381RB	15	JTR1316	41	520	112
500	Honda	CB500 FA-K			19	JTF1381	JTF1381RB	15	JTR1316	41	520	112
500	Honda	CB500 FA-L			20	JTF1381	JTF1381RB	15	JTR1316	41	520	112
500	Honda	CB500 FA-M			21	JTF1381	JTF1381RB	15	JTR1316	41	520	112
500	Honda	CB500 FA-N			22	JTF1381	JTF1381RB	15	JTR1225	41	520	112
500	Honda	CB500 FA-P			23	JTF1381	JTF1381RB	15	JTR1225	41	520	112
500	Honda	CB500 FA-R Hornet			24	JTF1381	JTF1381RB	15	JTR1225	41	520	112
500	Honda	CB500 F ABS		Canada	20	JTF1381	JTF1381RB	15	JTR1316	41	520	112
500	Honda	CB500 X/XA-D,E,F,G,H			13-17	JTF1381	JTF1381RB	15	JTR1316	41	520	112
500	Honda	CB500 X/XA-J			18	JTF1381	JTF1381RB	15	JTR1316	41	520	112
500	Honda	CB500 X/XA-K,L,M			19-21	JTF1381	JTF1381RB	15	JTR1225	41	520	112
500	Honda	CB500 XA-N			22	JTF1381	JTF1381RB	15	JTR1225	41	520	112
500	Honda	CB500 XA-P			23	JTF1381	JTF1381RB	15	JTR1225	41	520	112
500	Honda	CBF500	PC39		04-08	JTF297	JTF297RB	15	JTR1304	41	525	116
500	Honda	CBF500 ABS	PC39		04-08	JTF297	JTF297RB	15	JTR1304	41	525	116
500	Honda	CBR500 F-H,J			87-88	JTF295	JTF295RB	15	JTR1334	47	530	110
500	Honda	CBR500 R/RA-D,E,F,G,H			13-17	JTF1381	JTF1381RB	15	JTR1316	41	520	112
500	Honda	CBR500 R/RA-J			18	JTF1381	JTF1381RB	15	JTR1316	41	520	112
500	Honda	CBR500 R/RA-K			19	JTF1381	JTF1381RB	15	JTR1316	41	520	112
500	Honda	CBR500 R/RA-L			20	JTF1381	JTF1381RB	15	JTR1316	41	520	112
500	Honda	CBR500 R/RA-M			21	JTF1381	JTF1381RB	15	JTR1316	41	520	112
500	Honda	CBR500 RA-N			22	JTF1381	JTF1381RB	15	JTR1225	41	520	112
500	Honda	CBR500 RA-P			23	JTF1381	JTF1381RB	15	JTR1225	41	520	112
500	Honda	CL500 A-P			23	JTF1381	JTF1381RB	15	JTR1225	41	520	120
500	Honda	CL500 A-P			24	JTF1381	JTF1381RB	15	JTR1225	41	520	120
500	Honda	CMX500 A-H,I,K Rebel			17-19	JTF1381	JTF1381RB	15	JTR1225	40	520	112
500	Honda	CMX500 A-L Rebel			20	JTF1381	JTF1381RB	15	JTR1225	40	520	112
500	Honda	CMX500 A-M Rebel			21	JTF1381	JTF1381RB	15	JTR1225	40	520	112
500	Honda	CMX500 A-N Rebel			22	JTF1381	JTF1381RB	15	JTR1225	40	520	112
500	Honda	CMX500 A-P Rebel			23	JTF1381	JTF1381RB	15	JTR1225	40	520	112
500	Honda	FT500 Ascot		USA	82-83	JTF289		15	JTR1334	42	530	100
500	Honda	FT500 C	PC07		82-84	JTF289		15	JTR1334	40	530	100
500	Honda	GB500		USA	89-90	JTF294		15	JTR1332	37	525	108
500	Honda	GB500		Japan		JTF290		15	JTR1332	37	525	108

CC	Make	Model	Year	Front Sprocket			Rear		Chain		
				Normal	Special	T	Steel Sprocket	T	Pitch	Length	
500	Honda	GB500 TT, K Clubman	89-90	JTF294		15	JTR1332	37	525	108	
500	Honda	NX500 (CB500 XA-R)	24	JTF1381	JTF1381RB	15	JTR1225	41	520	112	
500	Honda	VF500 C - V30 Magna	84-85	JTF286		15	JTR1334	44	530	108	
500	Honda	VF500 FD,FE,F2E	PC12	84-85	JTF286		15	JTR1334	43	530	108
500	Honda	VF500 FF,F2F		85-87	JTF286		15	JTR1334	41	530	108
500	Honda	VF500 FF	Australia	85	JTF286		15	JTR1334	43	530	108
500	Honda	VF500 F Interceptor	USA	84-85	JTF286		15	JTR1334	44	530	108
500	Honda	VF500 F Interceptor	USA	86	JTF286		15	JTR1334	43	530	108
500	Honda	XBR500 FG, FH (42 PS)		85-86	JTF290		15	JTR1332	36	525	106
500	Honda	XBR500 FG, FH (27 PS)		85-86	JTF290		14	JTR1332	36	525	106
500	Honda	XBR500 SJ, SH (44 PS)		87-88	JTF294		15	JTR1332	36	525	106
500	Honda	XBR500 SJ (27 PS)		87-88	JTF294		14	JTR1332	36	525	106
500	Honda	XL500 SZ, SA, SB	PD01	79-81	JTF281		14	JTR245/2	39	520	98
500	Honda	XL500 RC-RH ProLink	PD02	82-87	JTF281		15	JTR245/2	41	520	100
500	Honda	XL500 S		79-81	JTF281		14	JTR245/2	41	520	96
500	Honda	XL500 R Pro Link		82	JTF281		15	JTR245/2	43	520	100
550	Honda	CB550 F1,F2,K1,K2,K3 (4 Cylinders)		75-80	JTF288		17	JTR282	37	530	100
550	Honda	CBX550 FC,F2,F2C		82-85	JTF338		16	JTR1334	45	530	104
550	Honda	CBX550 FC,F2,F2C	Germany	82-83	JTF338		16	JTR1334	43	530	104
550	Honda	CBX550 FD,F2D	PC04	81-86	JTF338		16	JTR1334	43	530	104
600	Honda	CB600 F-W,X,Y,1,2,3,4,5,6 Hornet	PC34/36	98-06	JTF1371	JTF1371RB	15	JTR1304	42	525	110
600	Honda	CB600 F-7,8,9,A,B,C,D Hornet	PC41	07-13	JTF1370	JTF1370RB	16	JTR1304	43	525	118
600	Honda	CB600 S F2-Y,1,2,3 Hornet		00-03	JTF1371	JTF1371RB	15	JTR1304	42	525	110
600	Honda	CBF600 N-4,5,6,7	PC38	04-07	JTF1371	JTF1371RB	15	JTR1304	43	525	116
600	Honda	CBF600 N/NA-8,9,A,B	PC43	08-11	JTF1370	JTF1370RB	16	JTR1304	42	525	124
600	Honda	CBF600 S-4,5 ABS	PC38	04-05	JTF1371	JTF1371RB	15	JTR1304	43	525	116
600	Honda	CBF600 S-6,7 Cowl ABS	PC38	06-07	JTF1371	JTF1371RB	15	JTR1304	43	525	116
600	Honda	CBF600 S/SA-8,9,A,B C-ABS		08-11	JTF1370	JTF1370RB	16	JTR1304	42	525	124
600	Honda	CBF600 S/SA-C C-ABS		12	JTF1370	JTF1370RB	16	JTR1304	42	525	124
600	Honda	CBR600 FH,FJ,FK,FL	PC19/23	87-90	JTF295	JTF295RB	15	JTR1334	43	530	110
600	Honda	CBR600 F Hurricane	USA	87-90	JTF295	JTF295RB	15	JTR1334	44	530	110
600	Honda	CBR600 FM, FN, FP, FR, FS, FT	PC25	91-96	JTF295	JTF295RB	15	JTR302	43	530	108
600	Honda	CBR600 SJR	USA	96	JTF295	JTF295RB	15	JTR302	43	530	108
600	Honda	CBR600 SE	USA	97-98	JTF1371	JTF1371RB	15	JTR1304	43	525	108
600	Honda	CBR600 FV,FW	PC31	97-98	JTF1371	JTF1371RB	15	JTR1304	43	525	110
600	Honda	CBR600 FM, FN, FP, FR, FS, FT, FV, FW <<< 520 Chain Conversion		91-98	JTF1295		15	JTR1303	43	520	110
600	Honda	CBR600 FM, FN, FP, FR, FS, FT, FV, FW <<< 520 Chain Conversion (Aluminium Rear)		91-98	JTF1295		15	JTA1303BLK	43	520	110
600	Honda	CBR600 FX, FY	PC35	99-00	JTF1370	JTF1370RB	16	JTR1304	44	525	108
600	Honda	CBR600 FX, FY <<< 520 Chain Conversion		99-00	JTF1269		16	JTR1303	44	520	108
600	Honda	CBR600 FX, FY <<< 520 Chain Conversion (Aluminium Rear)		99-00	JTF1269		16	JTA1303BLK	44	520	108
600	Honda	CBR600 F 2/ F 3	USA	91-96	JTF295	JTF295RB	15	JTR302	43	530	108
600	Honda	CBR600 F 3	USA	97-98	JTF1371	JTF1371RB	15	JTR1304	43	525	108
600	Honda	CBR600 F2 / F3 <<< 520 Chain Conversion	USA	91-98	JTF1295		15	JTR1303	43	520	108
600	Honda	CBR600 F4	USA	99-00	JTF1370	JTF1370RB	16	JTR1304	45	525	110
600	Honda	CBR600 F4 <<< 520 Chain Conversion	USA	99-00	JTF1269		16	JTR1303	45	520	110
600	Honda	CBR600 F4 <<< 520 Chain Conversion (Aluminium Rear)	USA	99-00	JTF1269		16	JTA1303BLK	45	520	110
600	Honda	CBR600 F 4i	USA	01-06	JTF1370	JTF1370RB	16	JTR1307	46	525	108
600	Honda	CBR600 F 4i <<< 520 Chain Conversion	USA	01-06	JTF1269		16	JTR1308	46	520	108
600	Honda	CBR600 F 4i <<< 520 Chain Conversion (Aluminium Rear)	USA	01-06	JTF1269		16	JTA1308BLK	46	520	108
600	Honda	CBR600 F-1	OC35	01	JTF1370	JTF1370RB	16	JTR1307	45	525	112
600	Honda	CBR600 F-1 <<< 520 Chain Conversion		01	JTF1269		16	JTR1308	45	520	112
600	Honda	CBR600 F-1 <<< 520 Chain Conversion (Aluminium Rear)		01	JTF1269		16	JTA1308BLK	45	520	112
600	Honda	CBR600 F-2,3,4,5,6,7	PC35	02-07	JTF1370	JTF1370RB	16	JTR1307	45	525	108
600	Honda	CBR600 F-2,3,4,5,6,7 <<< 520 Chain Conversion		02-07	JTF1269		16	JTR1308	45	520	108

RB - OEM Technology Rubber Cushioned Front Sprocket

CC	Make	Model	Year	Front Sprocket			Rear		Chain	
				Normal	Special	T	Steel Sprocket	T	Pitch	Length
600	Honda	CBR600 F-2,3,4,5,6,7 <<< 520 Chain Conversion (Aluminium Rear)	02-07	JTF1269		16	JTA1308BLK	45	520	108
600	Honda	CBR600 F-B,C,D,E	11-14	JTF1370	JTF1370RB	16	JTR1304	43	525	118
600	Honda	CBR600 F-B,C,D,E <<< 520 Chain Conversion	11-14	JTF1269		16	JTR1303	43	520	118
600	Honda	CBR600 F-B,C,D,E <<< 520 Chain Conversion (Aluminium Rear)	11-14	JTF1269		16	JTA1303BLK	43	520	118
600	Honda	CBR600 FS-1,2 Sport PC35	01-02	JTF1370	JTF1370RB	16	JTR1307	46	525	112
600	Honda	CBR600 FS-1,FS-2 <<< 520 Chain Conversion	01-02	JTF1269		16	JTR1308	46	520	112
600	Honda	CBR600 FS-1,FS-2 <<< 520 Chain Conversion (Aluminium Rear)	01-02	JTF1269		16	JTA1308BLK	46	520	112
600	Honda	CBR600 RA-A,B,C,D,E,F,G,H,I,K,L (C-ABS) USA	09-20	JTF1370	JTF1370RB	16	JTR1307	42	525	112
600	Honda	CBR600 RA-A,B,C,D,E,F,G,H,I,K,L (C-ABS) <<< 520 Chain Conversion USA	09-20	JTF1269		16	JTR1308	42	520	112
600	Honda	CBR600 RA-A,B,C,D,E,F,G,H,I,K,L (C-ABS) <<< 520 Chain Conversion (Aluminium Rear) USA	09-20	JTF1269		16	JTA1308BLK	42	520	112
600	Honda	CBR600 RA-A,B,C,D,E,F,G (C-ABS)	10-16	JTF1370	JTF1370RB	16	JTR1307	41	525	112
600	Honda	CBR600 RA-A,B,C,D,E,F,G (C-ABS) <<< 520 Chain Conversion	10-16	JTF1269		16	JTR1308	41	520	112
600	Honda	CBR600 RA-A,B,C,D,E,F,G (C-ABS) <<< 520 Chain Conversion (Aluminium Rear)	10-16	JTF1269		16	JTA1308BLK	41	520	112
600	Honda	CBR600 RR-3,4,5,6 PC37	03-06	JTF1370	JTF1370RB	16	JTR1307	42	525	112
600	Honda	CBR600 RR-3,4,5,6 <<< 520 Chain Conversion	03-06	JTF1269		16	JTR1308	42	520	112
600	Honda	CBR600 RR-3,4,5,6 <<< 520 Chain Conversion (Aluminium Rear)	03-06	JTF1269		16	JTA1308BLK	42	520	112
600	Honda	CBR600 RR-3,4,5,6 USA	03-06	JTF1370	JTF1370RB	16	JTR1307	43	525	112
600	Honda	CBR600 RR-3,4,5,6 <<< 520 Chain Conversion USA	03-06	JTF1269		16	JTR1308	43	520	112
600	Honda	CBR600 RR-3,4,5,6 <<< 520 Chain Conversion (Aluminium Rear) USA	03-06	JTF1269		16	JTA1308BLK	43	520	112
600	Honda	CBR600 RR-7,8,9,A,B,C,D,E,F,G PC40	07-16	JTF1370	JTF1370RB	16	JTR1307	41	525	112
600	Honda	CBR600 RR-7,8,9,A,B,C,D,E,F,G <<< 520 Chain Conversion	07-16	JTF1269		16	JTR1308	41	520	112
600	Honda	CBR600 RR-7,8,9,A,B,C,D,E,F,G <<< 520 Chain Conversion (Aluminium Rear)	07-16	JTF1269		16	JTA1308BLK	41	520	112
600	Honda	CBR600 RR-7,8,9,A,B,C,D,E,F,G,H,I,K,L,M USA	07-21	JTF1370	JTF1370RB	16	JTR1307	42	525	112
600	Honda	CBR600 RR-7,8,9,A,B,C,D,E,F,G,H,I,K,L,M <<< 520 Chain Conversion USA	07-21	JTF1269		16	JTR1308	42	520	112
600	Honda	CBR600 RR-7,8,9,A,B,C,D,E,F,G,H,I,K,L,M <<< 520 Chain Conversion (Aluminium Rear) USA	07-21	JTF1269		16	JTA1308BLK	42	520	112
600	Honda	CBR600 RR-N,P USA	22-23	JTF1370	JTF1370RB	16	JTR1307	42	525	112
600	Honda	CBR600 RR-N,P <<< 520 Chain Conversion USA	22-23	JTF1269		16	JTR1308	42	520	112
600	Honda	CBR600 RR-N,P <<< 520 Chain Conversion (Aluminium Rear) USA	22-23	JTF1269		16	JTA1308BLK	42	520	112
600	Honda	NV600 C-J Steed (PC21-100) PC21 Japan		JTF293		16	JTR1332	45	525	120
600	Honda	NV600 C-K,L,N,P,R Steed PC21 Japan		JTF296	JTF296RB	16	JTR1332	45	525	120
600	Honda	V LX600 Shadow Japan	90	JTF296	JTF296RB	16	JTR1332	44	525	120
600	Honda	VT600 C-J Chopper PC21	88	JTF293		16	JTR1332	44	525	120
600	Honda	VT600 C Shadow PC16	90-98	JTF296	JTF296RB	16	JTR1332	44	525	120
600	Honda	VT600 C Shadow (VLX)	99-07	JTF296	JTF296RB	16	JTR1332	44	525	120
600	Honda	VT600 CD Shadow Deluxe	94-00	JTF296	JTF296RB	16	JTR1332	44	525	120
600	Honda	VT600 CD/CD2 Shadow Deluxe	01-07	JTF296	JTF296RB	16	JTR1332	44	525	120
600	Honda	XL600 RD,RE,RF PD03	83-87	JTF281		15	JTR245/2	41	520	104
600	Honda	XL600 LM-F PD04	85-87	JTF281		15	JTR245/2	40	520	106
600	Honda	XL600 RM-G PD04	86-88	JTF281		15	JTR245/2	40	520	106
600	Honda	XL600 VH,VJ Transalp PD06	87-88	JTF293		15	JTR300	47	525	118
600	Honda	XL600 V-J,K,L Transalp PD06	88-90	JTF296	JTF296RB	15	JTR300	47	525	118
600	Honda	XL600 V-M,N,P,R,S,T,V,W,X,Y Transalp PD06	91-00	JTF296	JTF296RB	15	JTR300	47	525	120
650	Honda	CB650 Z,A,B RC03	79-81	JTF338		16	JTR284	40	530	102
650	Honda	CB650 USA	82	JTF338		17	JTR284	39	530	102
650	Honda	CB650 C RC05	81-82	JTF338		16	JTR284	40	530	104
650	Honda	CB650 C USA	80-81	JTF338		16	JTR284	39	530	104
650	Honda	CB650 CA,CB RC05 Germany	81-82	JTF338		16	JTR284	39	530	104

CC	Make	Model	Year	Front Sprocket			Rear		Chain		
				Normal	Special	T	Steel Sprocket	T	Pitch	Length	
650	Honda	CB650 CA,CB	Japan		JTF338		17	JTR284	37	530	104
650	Honda	CB650 LC	Japan		JTF338		17	JTR284	38	530	
650	Honda	CB650 Night Hawk		82-83	JTF338		17	JTR284	38	530	104
650	Honda	CB650 SC Night Hawk		80-81	JTF338		16	JTR284	39	530	106
650	Honda	CB650 SC Nighthawk	USA	82	JTF338		17	JTR284	39	530	106
650	Honda	CB650 F / FA - E,F,G,H,J		14-18	JTF1370	JTF1370RB	15	JTR1304	42	525	118
650	Honda	CB650 RA-K ABS		19	JTF1370	JTF1370RB	15	JTR1304	42	525	118
650	Honda	CB650 RA-L ABS		20	JTF1370	JTF1370RB	15	JTR1304	42	525	118
650	Honda	CB650 RA-M ABS		21	JTF1370	JTF1370RB	15	JTR1304	42	525	118
650	Honda	CB650 RA-N ABS		22	JTF1370	JTF1370RB	15	JTR1304	42	525	118
650	Honda	CB650 RA-P ABS		23	JTF1370	JTF1370RB	15	JTF1304	42	525	118
650	Honda	CB650 R Neo Sports Cafe		19	JTF1370	JTF1370RB	15	JTR1304	42	525	118
650	Honda	CBR650 F / FA - E,F,G,H,J		14-18	JTF1370	JTF1370RB	15	JTR1304	42	525	118
650	Honda	CBR650 R-K,L		19-20	JTF1370	JTF1370RB	15	JTR1304	42	525	118
650	Honda	CBR650 R -M,N		21-22	JTF1370	JTF1370RB	15	JTR1304	42	525	118
650	Honda	FMX650	RD12	05-08	JTF308	JTF308RB	14	JTR245/3	42	520	110
650	Honda	FX650 Vigor	RD09	99-01	JTF308	JTF308RB	14	JTR245/3	43	520	108
650	Honda	NT650 A,AC HAWK GT	USA	88-91	JTF296	JTF296RB	16	JTR1311	44	525	112
650	Honda	NT650 J,K,K2,L,L2 BROS	Japan	88-91	JTF296	JTF296RB	16	JTR1311	43	525	112
650	Honda	NX650 J Dominator	RD02	88	JTF306		15	JTR245/3	45	520	108
650	Honda	NX650 K,L Dominator	RD02	89-90	JTF308	JTF308RB	15	JTR245/3	45	520	108
650	Honda	NX650 M,N,P,R Dominator	RD02	91-94	JTF308	JTF308RB	15	JTR245/3	47	520	110
650	Honda	NX650 S,T,V,W,X,Y,R-1 Dominator	RD08	95-01	JTF308	JTF308RB	15	JTR305	46	520	110
650	Honda	SLR650 V,W	RD09	97-98	JTF308	JTF308RB	15	JTR245/3	43	520	110
650	Honda	SLR650	France	97-98	JTF308	JTF308RB	14	JTR245/3	43	520	110
650	Honda	SLR650 X,Y		99-01	JTF308	JTF308RB	14	JTR245/3	43	520	110
650	Honda	XL650 V Transalp	RD10/11	01-07	JTF296	JTF296RB	15	JTR300	48	525	118
650	Honda	XR650 L-P,R,S,T,V,W,X,Y,1,2,3,4,5,6,7,8,9,A,B,C,D,E,F,G,H		93-17	JTF1309		15	JTR301	45	520	110
650	Honda	XR650 L-J,K,L		18-20	JTF1309		15	JTR301	45	520	110
650	Honda	XR650 L-M		21	JTF1309		15	JTR301	45	520	110
650	Honda	XR650 L2-N,P,R		22-24	JTF1309		15	JTR301	45	520	110
650	Honda	XRV650 Africa Twin	PD03	88-90	JTF296	JTF296RB	16	JTR300	49	525	124
700	Honda	CT700	USA	14-16	JTF1373	JTF1373RB	16	JTR1316	43	520	114
700	Honda	CT700 D	USA	14-16	JTF1373	JTF1373RB	16	JTR1316	39	520	114
700	Honda	CT700 N	USA	14-16	JTF1373	JTF1373RB	16	JTR1316	43	520	114
700	Honda	CT700 ND	USA	14-16	JTF1373	JTF1373RB	16	JTR1316	39	520	114
700	Honda	CTX700 DCT	USA	14-18	JTF1373	JTF1373RB	16	JTR1316	39	520	114
700	Honda	CTX700 N DCT	USA	14-18	JTF1373	JTF1373RB	16	JTR1316	43	520	114
700	Honda	NC700 JD	USA	15-16	JTF1373	JTF1373RB	16	JTR1316	39	520	114
700	Honda	NC700 S/SA-C,D		12-13	JTF1373	JTF1373RB	16	JTR1316	43	520	114
700	Honda	NC700 X/XA-C,D		12-13	JTF1373	JTF1373RB	16	JTR1316	43	520	114
700	Honda	NC700 X/XA-E,F	USA	14-15	JTF1373	JTF1373RB	16	JTR1316	43	520	114
700	Honda	VF700 F Interceptor	USA	84-85	JTF339	JTF339RB	16	JTR1334	44	530	110
700	Honda	VFR700 F Interceptor	USA	86-88	JTF339	JTF339RB	16	JTR1334	45	530	110
700	Honda	XL700 V/VA-8,9,A,B,C,D Transalp	RD13	08-13	JTF296	JTF296RB	15	JTR300	47	525	118
700	Honda	NC700 D Integra		12-13	JTF1373	JTF1373RB	16	JTR1316	39	520	112
750	Honda	CB750 K1-K6		71-76	JTF288		18	JTR284	48	530	104
750	Honda	CB750 K7		77	JTF331		15	JTR333	41	630	88
750	Honda	CB750 K/LTD	USA	79	JTF330		15	JTR333	38	630	90
750	Honda	CB750 A	USA	76	JTF288		17	JTR284	48	530	104
750	Honda	CB750 A	USA	77-78			15	JTR333	42	630	88
750	Honda	CB750 F,F1 (4 in 1)		77	JTF288		17	JTR284	48	530	102
750	Honda	CB750 F2 sohc		77	JTF331		15	JTR333	41	630	88
750	Honda	CB750 F2 (4 in 1)		78	JTF331		15	JTR333	43	630	88
750	Honda	CB750 F	USA	75-76	JTF288		17	JTR284	48	530	102
750	Honda	CB750 F	USA	77-78	JTF331		14	JTR333	43	630	88
750	Honda	CB750 F	USA	79	JTF330		15	JTR336	38	630	90

CC	Make	Model	Year	Front Sprocket			Rear		Chain			
				Normal	Special	T	Steel Sprocket	T	Pitch	Length		
750	Honda	CB750 KZ,FZ	RC01	79-80	JTF330		15	JTR333	38	630	90	
750	Honda	CB750 K	USA	80-82	JTF339	JTF339RB	18	JTR284	46	530	108	
750	Honda	CB750 F-B (4 Speed)			JTF339	JTF339RB	18	JTR284	46	530	108	
750	Honda	CB750 F-A,B,C,D, (5 Speed)		80-82	JTF339	JTF339RB	18	JTR1334	46	530	108	
750	Honda	CB750 CB	RC06	Germany	80-81	JTF339	JTF339RB	18	JTR284	39	530	104
750	Honda	CB750 F2C,F2D			JTF339	JTF339RB	18	JTR1334	46	530	108	
750	Honda	CB750 F Bol d'Or			JTF339	JTF339RB	18	JTR1334	46	530	108	
750	Honda	CB750 SC Night Hawk		82	JTF339	JTF339RB	16	JTR1334	46	530	108	
750	Honda	CB750 SC	USA	82-83	JTF339	JTF339RB	18	JTR1334	43	530	88	
750	Honda	CB750 CA,CB			JTF339	JTF339RB	17	JTR298	40	530	108	
750	Honda	CB750 CA,CB,CDB Custom	Japan		JTF339	JTF339RB	18	JTR1334	41	530	106	
750	Honda	CB750 C	USA	80-82	JTF339	JTF339RB	18	JTR284	43	530	106	
750	Honda	CB750 Custom	France		JTF339	JTF339RB	18	JTR284	45	530	106	
750	Honda	CB750 F	USA	80-82	JTF339	JTF339RB	18	JTR1334	46	530	108	
750	Honda	CB750 M NAS Night Hawk	RC39	Japan		JTF1332	JTF1332RB	15	JTR1332	38	525	110
750	Honda	CB750 F2N,F2T		Japan		JTF1332	JTF1332RB	15	JTR1332	39	525	112
750	Honda	CB750 F2-N,P,R,S,T,V,W,X,Y	RC42		92-00	JTF1332	JTF1332RB	15	JTR1332	40	525	112
750	Honda	CB750 F2-1		01-03	JTF1332	JTF1332RB	15	JTR1332	40	525	112	
750	Honda	CB750 Nighthawk	USA	91-03	JTF1332	JTF1332RB	15	JTR1332	38	525	110	
750	Honda	CB750 KA,KB			JTF339	JTF339RB	16	JTR298	40	530	108	
750	Honda	CBR750 FH,FJ Super Aero	RC27	Japan		JTF339		15	JTR284	45	530	116
750	Honda	CBX750 FE,FG,F2G	RC17		84-86	JTF339	JTF339RB	16	JTR1334	45	530	114
750	Honda	NC750 S/SA-E,F,G,H,J (ABS)		14-18	JTF1373	JTF1373RB	17	JTR1316	43	520	114	
750	Honda	NC750 S/SA-K,L (ABS)		19-20	JTF1373	JTF1373RB	17	JTR1316	43	520	114	
750	Honda	NC750 S DCT		14-16	JTF1373	JTF1373RB	17	JTR1316	39	520	112	
750	Honda	NC750 SD-K DCT		19	JTF1373	JTF1373RB	17	JTR1316	39	520	112	
750	Honda	NC750 X/XA-E,F,G,H		14-17	JTF1373	JTF1373RB	17	JTR1316	43	520	114	
750	Honda	NC750 XA-J,K,L (ABS)		18-20	JTF1373	JTF1373RB	17	JTR1316	43	520	114	
750	Honda	NC750 XA-M,N (ABS)		21-22	JTF1373	JTF1373RB	16	JTR1316	43	520	114	
750	Honda	NC750 XA-P (ABS)		23	JTF1373	JTF1373RB	16	JTR1316	43	520	114	
750	Honda	NC750 XA- (ABS)		24	JTF1373	JTF1373RB	16	JTR1316	43	520	114	
750	Honda	NC750 XD-E,F,G,H DCT		14-17	JTF1373	JTF1373RB	17	JTR1316	39	520	112	
750	Honda	NC750 XD-J,K,L DCT		18-20	JTF1373	JTF1373RB	17	JTR1316	39	520	112	
750	Honda	NC750 XD-M,N DCT		21-22	JTF1373	JTF1373RB	17	JTR1316	41	520	114	
750	Honda	NC750 D-E,F,G,H,J,K,L Integra DCT		14-20	JTF1373	JTF1373RB	17	JTR1316	39	520	112	
750	Honda	NC750 J Vultus		15-19	JTF1373	JTF1373RB	17	JTR1316	39	520	112	
750	Honda	NSS750 Forza	RH11	21-22	JTF1373	JTF1373RB	17	JTR1316	38	520	118	
750	Honda	RVF750 R	RC45	94-98	JTF1332		17	JTR312	40	525	108	
750	Honda	VF750 FD,FE,FF V45 Interceptor	RC15	83-85	JTF339	JTF339RB	17	JTR1334	44	530	110	
750	Honda	VF750 F		96	JTF333	JTF333RB	16	JTR1334	39	530	120	
750	Honda	VFR750 F Interceptor	USA	86	JTF339	JTF339RB	16	JTR1334	45	530	110	
750	Honda	VFR750 F Interceptor	USA	90-97	JTF333	JTF333RB	16	JTR1340	43	530	112	
750	Honda	VF750 C V45 Magna	RC43	94-04	JTF333	JTF333RB	16	JTR1334	40	530	118	
750	Honda	VF750 CD/CD2 V45 Magna Deluxe		95-04	JTF333	JTF333RB	16	JTR1334	40	530	118	
750	Honda	VFR750 FG,FH		86-87	JTF339	JTF339RB	16	JTR1334	45	530	110	
750	Honda	VFR750 FJ,FK	RC24	88-89	JTF333	JTF333RB	16	JTR1334	45	530	110	
750	Honda	VFR750 FJ,FK	RC24	France	88-89	JTF333	JTF333RB	16	JTR1334	46	530	112
750	Honda	VFR750 RJ,RL,RL,RM	RC30	88-92	JTF313		16	JTR312	40	525	106	
750	Honda	VFR750 FL,FM,FN,FP,FR,FS,FT,FV,FW	RC36	90-98	JTF333	JTF333RB	16	JTR1340	43	530	112	
750	Honda	V LX750 Shadow	RC44	Greece		JTF1372	JTF1372RB	17	JTR1304	42	525	122
750	Honda	VT750 C,CD Shadow		98-03	JTF1372	JTF1372RB	17	JTR1304	41	525	122	
750	Honda	VT750 CD2 Shadow Deluxe		98-03	JTF1372	JTF1372RB	17	JTR1304	41	525	122	
750	Honda	VT750 C2 Shadow		00-03	JTF1372	JTF1372RB	17	JTR1304	41	525	122	
750	Honda	VT750 C Shadow		04-07	JTF1372	JTF1372RB	17	JTR1304	41	525	122	
750	Honda	VT750 DC Shadow Spirit		01-07	JTF1372	JTF1372RB	17	JTR1304	42	525	122	
750	Honda	VT750 DC Black Widow		00-03	JTF1372	JTF1372RB	17	JTR1304	41	525	122	
750	Honda	VT750 RS Shadow	USA	10-13	JTF1372	JTF1372RB	17	JTR1304	38	525	112	
750	Honda	VT750 S		11-13	JTF1372	JTF1372RB	17	JTR1304	38	525	112	
750	Honda	XL750 Transalp		23-24			16	JTR1330	45	520	126	

CC	Make	Model	Year	Front Sprocket			Rear		Chain	
				Normal	Special	T	Steel Sprocket	T	Pitch	Length
750	Honda	XRV750 Africa Twin RD04	90-92	JTF314	JTF314RB	16	JTR1332	46	525	124
750	Honda	XRV750 Africa Twin RD07	93-03	JTF314	JTF314RB	16	JTR1332	45	525	124
750	Honda	750 Adv	17	JTF1373	JTF1373RB	17	JTR1316	38	520	118
750	Honda	750 X-Adv	17-18	JTF1373	JTF1373RB	17	JTR1316	38	520	118
750	Honda	750 X-Adv	19-20	JTF1373	JTF1373RB	17	JTR1316	38	520	118
750	Honda	750 X-Adv	21-22	JTF1373	JTF1373RB	17	JTR1316	38	520	118
800	Honda	VFR800 F1-W,X RC46	98-99	JTF339	JTF339RB	17	JTR1340	43	530	108
800	Honda	VFR800 F1-Y,1 PGM & CBS RC46	00-01	JTF339	JTF339RB	17	JTR1340	43	530	108
800	Honda	VFR800 F1 2-9,A,B,C,D Interceptor VTEC RC46	02-13	JTF339	JTF339RB	16	JTR1340	43	530	110
800	Honda	VFR800 F1 2-9,A,B,C,D Interceptor VTEC (ABS) RC46	02-13	JTF339	JTF339RB	16	JTR1340	43	530	110
800	Honda	VFR800 F-E,F,G,H,J,K Interceptor VTEC (ABS)	14-20	JTF1332	JTF1332RB	16	JTR1346	43	525	110
800	Honda	VFR800 X-B,C,D,E,F,Crossrunner	11-14	JTF339	JTF339RB	16	JTR1340	43	530	116
800	Honda	VFR800 X-F,G,H,J,K Crossrunner	15-20	JTF1332	JTF1332RB	16	JTR1346	43	525	110
900	Honda	CB900 F,F2-A,B,C,D	79-84	JTF339	JTF339RB	17	JTR1334	44	530	106
900	Honda	CB900 Bol d'Or	79-82	JTF339	JTF339RB	17	JTR1334	44	530	106
900	Honda	CB900 F Hornet	02-06	JTF333	JTF333RB	16	JTR302	43	530	114
900	Honda	919 (CB900 F) USA	02-07	JTF333	JTF333RB	16	JTR302	43	530	114
900	Honda	CBR900 RR N,P,R,S Fire Blade SC28	92-95	JTF333	JTF333RB	16	JTR302	42	530	108
900	Honda	CBR900 RR N,P,R,S Fire Blade USA	93-95	JTF333	JTF333RB	16	JTR302	43	530	108
900	Honda	CBR900 RR T,V,W,X Fire Blade SC33	96-99	JTF1370	JTF1370RB	16	JTR1304	42	525	108
900	Honda	CBR900 RR T,V,W,X Fire Blade USA	96-99	JTF1370	JTF1370RB	16	JTR1304	43	525	108
900	Honda	CBR900 RR Fire Blade <<< 520 Chain Conversion	92-99	JTF1269		16	JTR1303	42	520	108
900	Honda	CBR900 RR Fire Blade <<< 520 Chain Conversion (Aluminium Rear)	92-99	JTF1269		16	JTA1303BLK	42	520	108
900	Honda	CBR900 RR Fire Blade <<< 520 Chain Conversion USA	93-99	JTF1269		16	JTR1303	43	520	108
900	Honda	CBR900 RR Fire Blade <<< 520 Chain Conversion (Aluminium Rear) USA	93-99	JTF1269		16	JTA1303BLK	43	520	108
900	Honda	CBR900 RR Y,1,2,3 Fire Blade SC44/50	00-03	JTF333	JTF333RB	16	JTR1306	42	530	108
900	Honda	CBR900 RR Y,1,2,3 Fire Blade <<< 520 Chain Conversion	00-03	JTF1269		16	JTR1308	42	520	108
900	Honda	CBR900 RR Y,1,2,3 Fire Blade <<< 520 Chain Conversion (Aluminium Rear)	00-03	JTF1269		16	JTA1308BLK	42	520	108
929	Honda	CBR929 RR Fire Blade USA	00-01	JTF333	JTF333RB	16	JTR1306	43	530	108
929	Honda	CBR929 RR Fire Blade <<< 520 Chain Conversion USA	00-01	JTF1269		16	JTR1308	43	520	108
929	Honda	CBR929 RR Fire Blade <<< 520 Chain Conversion (Aluminium Rear) USA	00-01	JTF1269		16	JTA1308BLK	43	520	108
954	Honda	CBR954 RR Fire Blade USA	02-03	JTF333	JTF333RB	16	JTR1306	43	530	108
954	Honda	CBR954 RR Fire Blade <<< 520 Chain Conversion USA	02-03	JTF1269		16	JTR1308	43	520	108
954	Honda	CBR954 RR Fire Blade <<< 520 Chain Conversion (Aluminium Rear) USA	02-03	JTF1269		16	JTA1308BLK	43	520	108
1000	Honda	CB1000 FP,FR,FS,FT,FV,FW BIG 1 SC30	93-98	JTF339	JTF339RB	17	JTR1334	42	530	116
1000	Honda	CB1000 R/RA-8,9,A,B,C,D,E,F,G (ABS) SC60A/C	08-16	JTF333	JTF333RB	16	JTR1340	44	530	116
1000	Honda	CB1000 RA-J,K,L,M (ABS)	18-21	JTF1332	JTF1332RB	15	JTR1346	44	525	116
1000	Honda	CB1000 RA-N (ABS)	22	JTF1332	JTF1332RB	15	JTR1346	44	525	116
1000	Honda	CB1000 RA-P (ABS)	23	JTF1332	JTF1332RB	15	JTR1346	44	525	116
1000	Honda	CB1000 RA-J,K,L,M Black Edition (ABS)	18-21	JTF1332	JTF1332RB	15	JTR1346	44	525	116
1000	Honda	CB1000 R ABS Canada	18-20	JTF1332	JTF1332RB	15	JTR1346	44	525	116
1000	Honda	CBF1000 B,C,D,E,F	11-15	JTF333	JTF333RB	16	JTR302	41	530	120
1000	Honda	CBF1000 F/FA-6,7,8,9,A SC58	06-10	JTF333	JTF333RB	16	JTR302	43	530	120
1000	Honda	CBF1000 F-B,C,D,E,F	11-15	JTF333	JTF333RB	16	JTR302	41	530	120
1000	Honda	CBF1000 F-	16	JTF333	JTF333RB	16	JTR302	41	530	120
1000	Honda	CBF1000 F- GT	16	JTF333	JTF333RB	16	JTR302	41	530	120
1000	Honda	CBF1000 FS-A (ABS)	10	JTF333	JTF333RB	16	JTR302	41	530	120
1000	Honda	CBR1000 FH,FJ Hurricane SC21	87-88	JTF339	JTF339RB	17	JTR1334	43	530	114
1000	Honda	CBR1000 FK,FL,FM,FN,FP,FR,FS Hurricane SC24	89-95	JTF339	JTF339RB	17	JTR1334	42	530	114
1000	Honda	CBR1000 FT,FV,FW,FX,FY SC24	96-00	JTF339	JTF339RB	17	JTR1334	41	530	114

RB - OEM Technology Rubber Cushioned Front Sprocket

CC	Make	Model	Year	Front Sprocket			Rear		Chain	
				Normal	Special	T	Steel Sprocket	T	Pitch	Length
1000	Honda	CBR1000 RR-4,5 Fireblade SC57	04-05	JTF333	JTF333RB	16	JTR1306	40	530	114
1000	Honda	CBR1000 RR-4,5 Fireblade <<< 520 Chain Conversion	04-05	JTF1269		16	JTR1308	40	520	114
1000	Honda	CBR1000 RR-4,5 Fireblade <<< 520 Chain Conversion (Aluminium Rear)	04-05	JTF1269		16	JTA1308BLK	40	520	114
1000	Honda	CBR1000 RR-4,5 Fireblade USA	04-05	JTF333	JTF333RB	16	JTR1306	41	530	114
1000	Honda	CBR1000 RR-4,5 Fireblade <<< 520 Chain Conversion USA	04-05	JTF1269		16	JTR1308	41	520	114
1000	Honda	CBR1000 RR-4,5 Fireblade <<< 520 Chain Conversion (Aluminium Rear) USA	04-05	JTF1269		16	JTA1308BLK	41	520	114
1000	Honda	CBR1000 RR-6,7 Fireblade SC57	06-07	JTF333	JTF333RB	16	JTR1306	42	530	114
1000	Honda	CBR1000 RR-6,7 Fireblade <<< 520 Chain Conversion	06-07	JTF1269		16	JTR1308	42	520	114
1000	Honda	CBR1000 RR-6,7 Fireblade <<< 520 Chain Conversion (Aluminium Rear)	06-07	JTF1269		16	JTA1308BLK	42	520	114
1000	Honda	CBR1000 RR-8,9,A,B,C,D,E,F,G Fireblade SC59A	08-16	JTF333	JTF333RB	16	JTR1306	42	530	116
1000	Honda	CBR1000 RR-8,9,A,B,C,D,E,F,G Fireblade <<< 520 Chain Conversion	08-16	JTF1269		16	JTR1308	42	520	116
1000	Honda	CBR1000 RR-8,9,A,B,C,D,E,F,G Fireblade <<< 520 Chain Conversion (Aluminium Rear)	08-16	JTF1269		16	JTA1308BLK	42	520	116
1000	Honda	CBR1000 RR-G Fireblade SP	16	JTF333	JTF333RB	16	JTR1306	42	530	116
1000	Honda	CBR1000 RR-G Fireblade SP <<< 520 Chain Conversion	16	JTF1269		16	JTR1308	42	520	116
1000	Honda	CBR1000 RR-G Fireblade SP <<< 520 Chain Conversion (Aluminium Rear)	16	JTF1269		16	JTA1308BLK	42	520	116
1000	Honda	CBR1000 RR-R Fireblade ABS SC82A	20-21	JTF1370	JTF1370RB	16	JTR1317	40	525	118
1000	Honda	CBR1000 RR-R Fireblade ABS<<< 520 Chain conversion	20-21	JTF1269		16	JTR1308	40	520	118
1000	Honda	CBR1000 RR-R Fireblade ABS<<< 520 Chain conversion (Aluminium Rear)	20-21	JTF1269		16	JTA1308BLK	40	520	118
1000	Honda	CBR1000 RR-R Fireblade ABS SC82A	22-23	JTF1370	JTF1370RB	16	JTR1317	43	525	120
1000	Honda	CBR1000 RR-R Fireblade ABS<<< 520 Chain conversion	22-23	JTF1269		16	JTR1308	43	520	120
1000	Honda	CBR1000 RR-R Fireblade ABS<<< 520 Chain conversion (Aluminium Rear)	22-23	JTF1269		16	JTA1308BLK	43	520	120
1000	Honda	CBR1000 RR-R Fireblade SP ABS SC82B	20-21	JTF1370	JTF1370RB	16	JTR1317	40	525	118
1000	Honda	CBR1000 RR-R Fireblade SP ABS<<< 520 Chain conversion	20-21	JTF1269		16	JTR1308	40	520	118
1000	Honda	CBR1000 RR-R Fireblade SP ABS<<< 520 Chain conversion (Aluminium Rear)	20-21	JTF1269		16	JTA1308BLK	40	520	118
1000	Honda	CBR1000 RR-R Fireblade SP ABS SC82B	22-23	JTF1370	JTF1370RB	16	JTR1317	43	525	120
1000	Honda	CBR1000 RR-R Fireblade SP ABS<<< 520 Chain conversion	22-23	JTF1269		16	JTR1308	43	520	120
1000	Honda	CBR1000 RR-R Fireblade SP ABS<<< 520 Chain conversion (Aluminium Rear)	22-23	JTF1269		16	JTA1308BLK	43	520	120
1000	Honda	CBR1000 RA-A,B,C,D,E,F,G Fireblade C-ABS SC59C	10-16	JTF333	JTF333RB	16	JTR1306	42	530	116
1000	Honda	CBR1000 RA-A,B,C,D,E,F,G Fireblade C-ABS <<< 520 Chain Conversion	10-16	JTF1269		16	JTR1308	42	520	116
1000	Honda	CBR1000 RA-A,B,C,D,E,F,G Fireblade C-ABS <<< 520 Chain Conversion (Aluminium Rear)	10-16	JTF1269		16	JTA1308BLK	42	520	116
1000	Honda	CBR1000 RA-H,J,K Fireblade SC77A	17-19	JTF1370	JTF1370RB	16	JTR1317	43	525	116
1000	Honda	CBR1000 RA-H,J,K Fireblade <<< 520 Chain Conversion	17-19	JTF1269		16	JTR1308	43	520	116
1000	Honda	CBR1000 RA-H,J,K Fireblade <<< 520 Chain Conversion (Aluminium Rear)	17-19	JTF1269		16	JTA1308BLK	43	520	116
1000	Honda	CBR1000 RR-H,J,K S1 Fireblade SP1 SC77B	17-19	JTF1370	JTF1370RB	16	JTR1317	43	525	116
1000	Honda	CBR1000 RR-H,J,K S1 Fireblade SP1 ABS <<< 520 Chain Conversion	17-19	JTF1269		16	JTR1308	43	520	116
1000	Honda	CBR1000 RR-H,J,K S1 Fireblade SP1 ABS <<< 520 Chain Conversion (Aluminium Rear)	17-19	JTF1269		16	JTA1308BLK	43	520	116
1000	Honda	CBR1000 RR-H,J,K S2 Fireblade SP2 SC77C	17-19	JTF1370	JTF1370RB	16	JTR1317	43	525	116
1000	Honda	CBR1000 RR-H,J,K S2 Fireblade SP2 ABS <<< 520 Chain Conversion	17-19	JTF1269		16	JTR1308	43	520	116

CC	Make	Model	Year	Front Sprocket			Rear		Chain	
				Normal	Special	T	Steel Sprocket	T	Pitch	Length
1000	Honda	CBR1000 RR-H,J,K S2 Fireblade SP2 ABS <<< 520 Chain Conversion (Aluminium Rear)	17-19	JTF1269		16	JTA1308BLK	43	520	116
1000	Honda	CBR1000 S USA	15-16	JTF333	JTF333RB	16	JTR1306	42	530	116
1000	Honda	CBR1000 S <<< 520 Chain Conversion USA	15-16	JTF1269		16	JTR1308	42	520	116
1000	Honda	CBR1000 S <<< 520 Chain Conversion (Aluminium Rear) USA	15-16	JTF1269		16	JTA1308BLK	42	520	116
1000	Honda	CBR1000 S-E,F,G Fireblade SP	14-16	JTF333	JTF333RB	16	JTR1306	42	530	116
1000	Honda	CBR1000 S-E,F,G Fireblade SP <<< 520 Chain Conversion	14-16	JTF1269		16	JTR1308	42	520	116
1000	Honda	CBR1000 S-E,F,G Fireblade SP <<< 520 Chain Conversion (Aluminium Rear)	14-16	JTF1269		16	JTA1308BLK	42	520	116
1000	Honda	CBR1000 SA-E,F,G Fireblade SP ABS	14-16	JTF333	JTF333RB	16	JTR1306	42	530	116
1000	Honda	CBR1000 SS-E,F,G Fireblade SP ABS <<< 520 Chain Conversion	14-16	JTF1269		16	JTR1308	42	520	116
1000	Honda	CBR1000 SS-E,F,G Fireblade SP ABS <<< 520 Chain Conversion (Aluminium Rear)	14-16	JTF1269		16	JTA1308BLK	42	520	116
1000	Honda	CBX1000 ZA (CB 1) SC03	78-79	JTF335		15	JTR336	35	630	86
1000	Honda	CBX USA	79	JTF335		15	JTR336	34	630	84
1000	Honda	CBX1000 A ProLink	80	JTF340		18	JTR1334	42	530	102
1000	Honda	CBX1000 B,C ProLink SC06	80-82	JTF340		18	JTR1334	42	530	108
1000	Honda	CRF1000 A-K Africa Twin ABS	19	JTF1370	JTF1370RB	16	JTR1331	42	525	124
1000	Honda	CRF1000 A2-K Africa Twin Adventure ABS	19	JTF1370	JTF1370RB	16	JTR1331	42	525	124
1000	Honda	CRF1000 L-G,H Africa Twin	16-17	JTF1370	JTF1370RB	16	JTR1331	42	525	124
1000	Honda	CRF1000 L-J Africa Twin	18	JTF1370	JTF1370RB	16	JTR1331	42	525	124
1000	Honda	CRF1000 L2-J Africa Twin Adventure Sport	18	JTF1370	JTF1370RB	16	JTR1331	42	525	124
1000	Honda	CRF1000 D-G,H Africa Twin DCT	16-17	JTF1370	JTF1370RB	16	JTR1331	42	525	124
1000	Honda	CRF1000 D-J Africa Twin DCT	18	JTF1370	JTF1370RB	16	JTR1331	42	525	124
1000	Honda	CRF1000 D-K Africa Twin DCT	19	JTF1370	JTF1370RB	16	JTR1331	42	525	124
1000	Honda	CRF1000 D2-K Africa Twin DCT Adventure	19	JTF1370	JTF1370RB	16	JTR1331	42	525	124
1000	Honda	RC51 (RVT1000R) USA	00-06	JTF333	JTF333RB	16	JTR1306	40	530	104
1000	Honda	RC51 (RVT1000R) <<< 520 Chain Conversion USA	00-06	JTF1269		16	JTR1308	40	520	104
1000	Honda	VF1000 FE Interceptor	84	JTF339	JTF339RB	17	JTR1334	43	530	110
1000	Honda	VF1000 FF,F2F SC15	84-85	JTF339	JTF339RB	17	JTR1334	43	530	114
1000	Honda	VF1000 RE,RF,RG SC16	84-86	JTF339	JTF339RB	17	JTR1334	43	530	110
1000	Honda	VF1000 RF,RG USA	85-86	JTF339	JTF339RB	17	JTR1334	44	530	110
1000	Honda	VTR1000 F Superhawk USA	98-05	JTF333	JTF333RB	16	JTR302	41	530	102
1000	Honda	VTR1000 F-V,W,X,Y,1,2,3,4,5 Fire Storm SC36	97-05	JTF333	JTF333RB	16	JTR302	41	530	102
1000	Honda	VTR1000 SP-1 SC45	00-01	JTF333	JTF333RB	16	JTR1306	40	530	104
1000	Honda	VTR1000 SP-1 <<< 520 Chain Conversion	00-01	JTF1269		16	JTR1308	40	520	104
1000	Honda	VTR1000 SP-2 SC45	02-06	JTF333	JTF333RB	16	JTR1306	40	530	106
1000	Honda	VTR1000 SP-2 <<< 520 Chain Conversion	02-06	JTF1269		16	JTR1308	40	520	106
1000	Honda	XL1000 V-X,Y,1,2,3,4,5,6,7,8,9,A,B,C,D Varadero SD01/02	99-13	JTF1370	JTF1370RB	16	JTR1304	47	525	112
1100	Honda	CB1100 RB SC05	81	JTF339	JTF339RB	17	JTR1334	40	530	104
1100	Honda	CB1100 RC,RD SC08	82-83	JTF339	JTF339RB	17	JTR1334	39	530	104
1100	Honda	CB1100 F SC11	83	JTF339	JTF339RB	17	JTR1334	41	530	106
1100	Honda	CB1100 F USA	83	JTF339	JTF339RB	17	JTR1334	42	530	104
1100	Honda	CB1100 SF X-11 SC42	00-03	JTF339	JTF339RB	17	JTR302	43	530	110
1100	Honda	CB1100 A-D	13	JTF339	JTF339RB	18	JTR302	39	530	110
1100	Honda	CB1100 A-E,F	14-15	JTF339	JTF339RB	18	JTR302	40	530	110
1100	Honda	CB1100 SA-E,F	14-15	JTF1340		18	JTR302	40	530	110
1100	Honda	CB1100 EX-E,F,G,H,J	15-17	JTF1340		18	JTR302	40	530	110
1100	Honda	CB1100 EX ABS (CB1100 CAK)	19	JTF1340		18	JTR302	40	530	110
1100	Honda	CB1100 RS-H,J	17-18	JTF1340		18	JTR302	40	530	110
1100	Honda	CB1100 RS-K (CB1100 NAK)	19	JTF1340		18	JTR302	40	530	110
1100	Honda	CB1100 RS 5Four (ABS)	20	JTF1340		18	JTR302	40	530	110
1100	Honda	CBR1100 XX-V,W,X,Y,1,2,3,4,5,6,7 Blackbird SC35	97-07	JTF339	JTF339RB	17	JTR302	44	530	110

RB - OEM Technology Rubber Cushioned Front Sprocket

CC	Make	Model	Year	Front Sprocket			Rear		Chain	
				Normal	Special	T	Steel Sprocket	T	Pitch	Length
1100	Honda	CMX1100 Rebel A-M,N	21-22	JTF1370	JTF1370RB	16	JTR1304	42	525	114
1100	Honda	CMX1100 Rebel A-P	23	JTF1370	JTF1370RB	16	JTR1304	42	525	114
1100	Honda	CMX1100 Rebel A-R	24	JTF1370	JTF1370RB	16	JTR1304	42	525	114
1100	Honda	CMX1100 Rebel Touring A2-R	24	JTF1370	JTF1370RB	16	JTR1304	42	525	114
1100	Honda	CMX1100 Rebel D-M,N (DCT)	21-22	JTF1370	JTF1370RB	16	JTR1304	42	525	114
1100	Honda	CMX1100 Rebel D-P (DCT)	23	JTF1370	JTF1370RB	16	JTR1304	42	525	114
1100	Honda	CMX1100 Rebel D-R (DCT)	24	JTF1370	JTF1370RB	16	JTR1304	42	525	114
1100	Honda	CMX1100 Rebel D2-P Touring (DCT)	23	JTF1370	JTF1370RB	16	JTR1304	42	525	114
1100	Honda	CMX1100 Rebel D2-R Touring (DCT)	24	JTF1370	JTF1370RB	16	JTR1304	42	525	114
1100	Honda	CRF1100 L Africa Twin	20-21	JTF1370	JTF1370RB	16	JTR1331	42	525	124
1100	Honda	CRF1100 L Africa Twin	22	JTF1370	JTF1370RB	16	JTR1331	42	525	124
1100	Honda	CRF1100 L Africa Twin	23	JTF1370	JTF1370RB	16	JTR1331	42	525	124
1100	Honda	CRF1100 L Africa Twin	24	JTF1370	JTF1370RB	16		42	525	124
1100	Honda	CRF1100 L Africa Twin ES	24	JTF1370	JTF1370RB	16		42	525	124
1100	Honda	CRF1100 L Africa Twin DCT	20-21	JTF1370	JTF1370RB	16	JTR1331	42	525	124
1100	Honda	CRF1100 L Africa Twin DCT	22	JTF1370	JTF1370RB	16	JTR1331	42	525	124
1100	Honda	CRF1100 L Africa Twin DCT	23	JTF1370	JTF1370RB	16	JTR1331	42	525	124
1100	Honda	CRF1100 L Africa Twin DCT	24	JTF1370	JTF1370RB	16		42	525	124
1100	Honda	CRF1100 L Africa Twin Adventure	23	JTF1370	JTF1370RB	16	JTR1331	42	525	124
1100	Honda	CRF1100 L Africa Twin Adventure ES	23	JTF1370	JTF1370RB	16	JTR1331	42	525	124
1100	Honda	CRF1100 L Africa Twin Adventure Sports ES	20-21	JTF1370	JTF1370RB	16	JTR1331	42	525	124
1100	Honda	CRF1100 L Africa Twin Adventure Sports ES	22	JTF1370	JTF1370RB	16	JTR1331	42	525	124
1100	Honda	CRF1100 L Africa Twin Adventure Sports ES	23	JTF1370	JTF1370RB	16	JTR1331	42	525	124
1100	Honda	CRF1100 L Africa Twin Adventure Sports ES	24	JTF1370	JTF1370RB	16		42	525	124
1100	Honda	CRF1100 L Africa Twin Adventure DCT	23	JTF1370	JTF1370RB	16	JTR1331	42	525	124
1100	Honda	CRF1100 L Africa Twin Adventure Sports ES DCT	20-21	JTF1370	JTF1370RB	16	JTR1331	42	525	124
1100	Honda	CRF1100 L Africa Twin Adventure Sports ES DCT	22	JTF1370	JTF1370RB	16	JTR1331	42	525	124
1100	Honda	CRF1100 L Africa Twin Adventure Sports ES DCT	23	JTF1370	JTF1370RB	16	JTR1331	42	525	124
1100	Honda	CRF1100 L Africa Twin Adventure Sports ES DCT	24	JTF1370	JTF1370RB	16		42	525	124
1100	Honda	NT1100	22	JTF1370	JTF1370RB	16	JTR1317	40	525	122
1100	Honda	NT1100 DCT	22	JTF1370	JTF1370RB	16	JTR1317	40	525	122
1300	Honda	CB X-4	97-99	JTF339	JTF339RB	18	JTR302	41	530	122
1300	Honda	CB1300 F-3,4,5,6,7,8,9	03-09	JTF339	JTF339RB	18	JTR302	39	530	114
1300	Honda	CB1300 S-6,7,8,9	06-09	JTF339	JTF339RB	18	JTR302	39	530	114
1300	Honda	CB1300 S/SA-A,B,C,D	10-13	JTF339	JTF339RB	18	JTR302	39	530	114
1300	Honda	CB1300 Super Four	03-13	JTF339	JTF339RB	18	JTR302	39	530	114
1300	Honda	CB1300 SB	05-13	JTF339	JTF339RB	18	JTR302	39	530	114
1300	Honda	CB1300 ST	09-13	JTF339	JTF339RB	18	JTR302	39	530	114

Husqvarna Road Bikes

125	Husqvarna	125 Svartpilen	21	JTF1903		14	JTR890	45	520	118
125	Husqvarna	125 Svartpilen	22-24	JTF1903		14	JTR890	45	520	118
125	Husqvarna	125 Vitpilen	24	JTF1903		14	JTR890	45	520	118
373	Husqvarna	401 Svartpilen	18-21	JTF1908	JTF1908RB	15	JTR890	45	520	118
373	Husqvarna	401 Svartpilen	22-24	JTF1908	JTF1908RB	15	JTR890	45	520	118
373	Husqvarna	401 Vitpilen	18-21	JTF1908	JTF1908RB	15	JTR890	45	520	118
373	Husqvarna	401 Vitpilen	22-24	JTF1908	JTF1908RB	15	JTR890	45	520	118
701	Husqvarna	701 Enduro	17-19	JTF1902	JTF1902RB	15	JTR897	46	520	118
701	Husqvarna	701 Enduro	20	JTF1902	JTF1902RB	15	JTR897	46	520	118
701	Husqvarna	701 Enduro	21-24	JTF1902	JTF1902RB	15	JTR897	46	520	118
701	Husqvarna	701 Enduro LR	20	JTF1902	JTF1902RB	15	JTR897	46	520	118
701	Husqvarna	701 Supermoto	16-19	JTF1902	JTF1902RB	16	JTR897	42	520	118
701	Husqvarna	701 Supermoto	20	JTF1902	JTF1902RB	16	JTR897	42	520	118
701	Husqvarna	701 Supermoto	21-24	JTF1902	JTF1902RB	16	JTR897	42	520	118
701	Husqvarna	701 Svartpilen	19-20	JTF1902	JTF1902RB	16	JTR897	40	520	118
701	Husqvarna	701 Vitpilen	18-20	JTF1902	JTF1902RB	16	JTR897	40	520	118
889	Husqvarna	Norden 901	22-24	JTF1902	JTF1902RB	16	JTR897	45	520	118
889	Husqvarna	Norden 901 Expedition	24	JTF1902	JTF1902RB	16	JTR897	45	520	118
900	Husqvarna	900 Nuda	12	JTF704	JTF704RB	17		42	525	

CC	Make	Model	Year	Front Sprocket			Rear		Chain	
				Normal	Special	T	Steel Sprocket	T	Pitch	Length
900	Husqvarna	900 Nuda R	12	JTF704	JTF704RB	16		42	525	
Hyosung Road Bikes										
110	Hyosung	110 Midas	Greece / SE Asia	JTF428		12	JTR810	36	428	
125	Hyosung	125 Cruise I	97	JTF426		14	JTR810	48	428	126
125	Hyosung	125 Cruise II	97-98	JTF410		14	JTR810	47	428	126
125	Hyosung	GA125 Cruise II Classic	99-01	JTF410		14	JTR810	47	428	126
125	Hyosung	GA125 Cruise II De Luxe	99-01	JTF410		14	JTR810	47	428	126
125	Hyosung	GF125	98-03	JTF410		14	JTR810	47	428	126
125	Hyosung	GT125 Naked	03-15	JTF410		14	JTR1067	52	428	138
125	Hyosung	GT125 R Supersport	06-14	JTF410		14	JTR1067	52	428	138
125	Hyosung	GT125 Comet	09	JTF410		14	JTR1067	52	428	138
125	Hyosung	GT125	10-12	JTF410		14	JTR1067	52	428	138
125	Hyosung	GT125 R Comet	09-12	JTF410		14	JTR1067	52	428	138
125	Hyosung	GT125 R EFI	12	JTF410		14	JTR1067	52	428	138
125	Hyosung	GV125 C Aquila	01-10	JTF410		13	JTR810	48	428	138
125	Hyosung	GV125 C Aquila Classic	11-15	JTF410		13	JTR810	48	428	138
125	Hyosung	RT125 Karion	03-06	JTF410		13	JTR810	48	428	130
125	Hyosung	RT125 Karion D Citytrail	08-15	JTF410		13	JTR810	48	428	128
125	Hyosung	RX125 D	07-10	JTF410		14	JTR810	48	428	132
125	Hyosung	RX125 D	11	JTF410		14	JTR810	48	428	132
125	Hyosung	RX125 SM	07-10	JTF410		14		46	428	132
125	Hyosung	RX125 SM	11	JTF410		14		46	428	132
125	Hyosung	XRX125	99-06	JTF410		14	JTR810	48	428	132
125	Hyosung	XRX125 Funduro	07-08	JTF410		14	JTR810	48	428	132
125	Hyosung	XRX125 SM	07-14	JTF410		14	JTR810	48	428	132
250	Hyosung	GT250 R Sport	04-08	JTF1554		14	JTR1068	46	520	112
250	Hyosung	GT250 Comet	06-09	JTF1554		14	JTR1068	46	520	112
250	Hyosung	GT250 Comet FI	10	JTF1554		14	JTR1068	46	520	112
250	Hyosung	GT250 i Naked EFI	11-15	JTF1554		14	JTR1068	46	520	112
250	Hyosung	GT250 R Comet	09	JTF1554		14	JTR1068	46	520	112
250	Hyosung	GT250 R Comet FI	10	JTF1554		14	JTR1068	46	520	112
250	Hyosung	GT250 R EFI	11-15	JTF1554		14	JTR1068	46	520	112
250	Hyosung	GV250 Aquila	04-09	JTF1554		14	JTR1073	46	520	116
250	Hyosung	GV250 Aquila FI Classic	10-15	JTF1554		14	JTR1073	46	520	116
250	Hyosung	GV250 EFI	11-12	JTF1554		14	JTR1073	46	520	116
650	Hyosung	GT650 Comet	04-09	JTF520	JTF520RB	15	JTR1074	44	525	108
650	Hyosung	GT650 Comet FI	10	JTF520	JTF520RB	15	JTR1074	44	525	108
650	Hyosung	GT650 Naked / Naked II EFI	11-15	JTF520	JTF520RB	15	JTR1074	44	525	108
650	Hyosung	GT650 R Comet	09	JTF520	JTF520RB	15	JTR1074	44	525	108
650	Hyosung	GT650 R Comet FI	10	JTF520	JTF520RB	15	JTR1074	44	525	108
650	Hyosung	GT650 R EFI	11-15	JTF520	JTF520RB	15	JTR1074	44	525	108
650	Hyosung	GT650 S Comet	09	JTF520	JTF520RB	15	JTR1074	44	525	108
650	Hyosung	GT650 S Comet FI	10	JTF520	JTF520RB	15	JTR1074	44	525	108
650	Hyosung	GT650 S EFI	11	JTF520	JTF520RB	15	JTR1074	44	525	108
650	Hyosung	GT650 Naked	04-06	JTF520	JTF520RB	15	JTR1074	44	525	108
650	Hyosung	GT650 R Sporttouring	05-08	JTF520	JTF520RB	15	JTR1074	44	525	108
650	Hyosung	GT650 S Sport	05-08	JTF520	JTF520RB	15	JTR1074	44	525	108
Jincheng Road Bikes										
125	Jincheng	125 Abila	07-08	JTF1263		14	JTR810	41	428	116
Kawasaki Road Bikes										
50	Kawasaki	AE50	82-83	JTF249		13	JTR801	49	420	116
50	Kawasaki	AE50	Norway	JTF249		13	JTR801	46	420	116
50	Kawasaki	AR50 A1,C2-C10	81-98	JTF249		13	JTR801	49	420	116
50	Kawasaki	AR50 A1	USA	JTF249		13	JTR801	46	420	116
80	Kawasaki	AE80 A1-B1	81-89	JTF249		15	JTR801	43	420	114

CC	Make	Model	Year	Front Sprocket			Rear		Chain		
				Normal	Special	T	Steel Sprocket	T	Pitch	Length	
80	Kawasaki	AR80 C1-C5	82-87	JTF249		14	JTR801	43	420	114	
80	Kawasaki	AR80 C6-C8	88-92	JTF249		15	JTR801	43	420	114	
80	Kawasaki	AE/AR 80	France	JTF249		15	JTR801	41	420	114	
80	Kawasaki	AE/AR 80	France	JTF249		15	JTR801	43	420	118	
80	Kawasaki	AE80	Germany	81-82	JTF249		16	JTR801	41	420	114
80	Kawasaki	AR80	Germany	81-82	JTF249		15	JTR801	41	420	114
90	Kawasaki	KM90 A6	77	JTF418		14	JTR802	37	428	98	
100	Kawasaki	KC100		JTF418		14	JTR810	37	428	104	
100	Kawasaki	KC100 C1-C4	80-86	JTF418		14	JTR802	37	428	104	
100	Kawasaki	KE100 A5-A10	79-81	JTF417		15	JTR802	42	428	110	
100	Kawasaki	KE100 A5-A10	USA	JTF1263		15	JTR802	42	428	110	
100	Kawasaki	KE100 B1-B20	82-01	JTF418		15	JTR802	39	428	112	
100	Kawasaki	KE100 B1-B20	USA	JTF1263		15	JTR802	40	428	112	
100	Kawasaki	KE100	Norway	80-	JTF418		14	JTR802	46	428	112
100	Kawasaki	KH100 A2-A4 (EL)	78-81	JTF418		14	JTR802	39	428	106	
100	Kawasaki	KH100 B7-B8	USA	JTF1263		14	JTR802	37	428	110	
100	Kawasaki	KH100 G2-G4 (EX)	80-83	JTF418		14	JTR802	37	428	106	
100	Kawasaki	KH100 G5-G8 (EX) (6 Holes)	84-92	JTF418		14	JTR458	37	428	106	
100	Kawasaki	KH100 G9,G10 (EX) (6 Holes)	93-94	JTF418		14	JTR458	36	428	106	
100	Kawasaki	KH100 ES	Norway	77-	JTF418		14	JTR802	43	428	108
100	Kawasaki	KM100 A4-A6	78-82	JTF418		14	JTR802	37	428	110	
100	Kawasaki	KM100 A1-A7	USA	JTF1263		14	JTR802	36	428	96	
100	Kawasaki	KV100 A8-A12,B11-B14	77-88			15	JTR802	42	428	110	
100	Kawasaki	KZR100	Indonesia	JTF505		14	JTR802	47	428	108	
100	Kawasaki	MAX100	Greece	JTF249		15	JTR801	39	420	100	
100	Kawasaki	Modenas 100	Indonesia	JTF505		13	JTR802	44	428		
100	Kawasaki	Modenas 100	Indonesia	JTF505		14	JTR802	47	428		
125	Kawasaki	115 Kaze-R	Greece / SE Asia	00-04	JTF505		14	JTR802	42	428	108
125	Kawasaki	115 Kaze-R	Greece / SE Asia	13-15	JTF1540		14	JTR801	38	420	104
125	Kawasaki	115 Kaze-R >>> 428 Chain Conversion	Greece / SE Asia	13-15	JTF505		14	JTR802	38	428	104
125	Kawasaki	AR125 LC A1-A8,B1-B7	82-93	JTF417		14	JTR468	36	428	116	
125	Kawasaki	AR125 LC B8	94	JTF417		15	JTR468	36	428	116	
125	Kawasaki	AX125 AX Athlete	Greece / SE Asia	13-	JTF505		14	JTR468	36	428	104
125	Kawasaki	BN125 A1-A8,A6F,A7F Eliminator	98-07	JTF417		15	JTR468	46	428	132	
125	Kawasaki	BN125 A9F Eliminator	09	JTF417		15	JTR468	46	428	132	
125	Kawasaki	BX125 AKF,AKFA 125 Ninja	19	JTF558	JTF558RB	16	JTR1494	56	428	132	
125	Kawasaki	BX125 ALF,ALFA 125 Ninja	20	JTF558	JTF558RB	16	JTR1494	56	428	132	
125	Kawasaki	BX125 ALF,ALFA 125 Ninja	21	JTF558	JTF558RB	16	JTR1494	56	428	132	
125	Kawasaki	BX125 BNF,BNS 125 Ninja	22	JTF558	JTF558RB	16	JTR1494	56	428	132	
125	Kawasaki	BX125 BPF 125 Ninja	23	JTF558	JTF558RB	16	JTR1494	56	428	132	
125	Kawasaki	BX125 BRF 125 Ninja	24	JTF558	JTF558RB	16	JTR1494	56	428	132	
125	Kawasaki	KDX125 SR	90-99	JTF417		15	JTR459	52	428	132	
125	Kawasaki	KE125 A4-A12	76-87	JTF418		14	JTR471	50	428	118	
125	Kawasaki	KH125 A1-A4	77-82	JTF418		14	JTR810	47	428	112	
125	Kawasaki	KH125 L1,K1-K10 (EX) (6Holes)	83-98	JTF418		14	JTR458	36	428	110	
125	Kawasaki	KLX125 A1-A3,A6F	03-06	JTF409		14	JTR797	51	428	122	
125	Kawasaki	KLX125 L B1-B3,B6F	03-06	JTF409		14	JTR797	57	428	130	
125	Kawasaki	KLX125 CAF,CBF,CDF,CEF,CFF	10-14	JTF273		14	JTR1466	47	428	124	
125	Kawasaki	KLX125 DAF,DBF,DDF D-Tracker	10-13	JTF273		14	JTR1466	44	428	122	
125	Kawasaki	KMX125 A1-A5,B1-B12	86-03	JTF417		14	JTR463	48	428	124	
125	Kawasaki	KS125		JTF418		14	JTR471	50	428	118	
125	Kawasaki	Z125	Greece / SE Asia	JTF1263		14	JTR838	43	428	122	
125	Kawasaki	Z125 (BR125) KKF,KKFA	19	JTF558	JTF558RB	16	JTR1494	56	428	132	
125	Kawasaki	Z125 (BR125) KLF,KLFA	20	JTF558	JTF558RB	16	JTR1494	56	428	132	
125	Kawasaki	Z125 (BR125) LMF,LMFM	21	JTF558	JTF558RB	16	JTR1494	56	428	132	

CC	Make	Model	Year	Front Sprocket			Rear		Chain		
				Normal	Special	T	Steel Sprocket	T	Pitch	Length	
125	Kawasaki	Z125 (BR125) LNF,LMS	22	JTF558	JTF558RB	16	JTR1494	56	428	132	
125	Kawasaki	Z125 (BR125) LPF	23	JTF558	JTF558RB	16	JTR1494	56	428	132	
125	Kawasaki	Z125 (BR125) LRFAN,ARFNN	24	JTF558	JTF558RB	16	JTR1494	56	428	132	
125	Kawasaki	Z125 Pro (BR125) JHF, JHFA, JFJ, JFJA, JFJB	17-18	JTF1540		14	JTR801	30	420	124	
125	Kawasaki	Z125 Pro (BR125) JFK, JKFA	19	JTF1540		14	JTR801	30	420	124	
125	Kawasaki	Z125 Pro (BR125)	20	JTF1540		14	JTR801	30	420	124	
125	Kawasaki	Z125 Pro (BR125) JMF, JNF	21-22	JTF1540		14	JTR801	30	420	124	
125	Kawasaki	Z125 Pro (BR125) JPF	23	JTF1540		14	JTR801	30	420	124	
125	Kawasaki	Z125 Pro (BR125) JRF	24	JTF1540		14	JTR801	30	420	124	
125	Kawasaki	125 Joy-R	Greece / SE Asia	08-10	JTF1540		14	JTR801	36	420	102
125	Kawasaki	125 Joy-R >>> 428 Chain Conversion	Greece / SE Asia	08-10	JTF505		15	JTR802	36	428	102
125	Kawasaki	ZX130	Greece / SE Asia	08-10	JTF1540		14	JTR801	42	420	108
125	Kawasaki	ZX130 >>> 428 Chain Conversion	Greece / SE Asia	08-10	JTF505		14	JTR802	42	428	108
175	Kawasaki	KD175 A1-A4	USA	76-79	JTF1263		14	JTR471	48	428	120
175	Kawasaki	KE175 B1-B3		76-78	JTF418		14	JTR471	45	428	118
175	Kawasaki	KE175 B1-B3	USA	76-78	JTF1263		14	JTR471	48	428	120
175	Kawasaki	KE175 D1-D2		79-80	JTF418		14	JTR469	44	428	118
175	Kawasaki	KE175 D3-D5		81-83	JTF418		14	JTR469	44	428	116
175	Kawasaki	KE175 D2-D5	USA	80-83	JTF1263		14	JTR469	44	428	116
175	Kawasaki	KS175			JTF418		15	JTR471	45	428	118
175	Kawasaki	KV175 A1-A9		81-89	JTF1263		14	JTR469	53	428	122
200	Kawasaki	KMX200 A2-A3		88-92	JTF417		16	JTR463	50	428	126
200	Kawasaki	KZ200 A1-A2	USA	78-79	JTF569		15	JTR473	40	520	98
200	Kawasaki	KZ200 A1A	USA	78	JTF569		15	JTR473	40	520	98
200	Kawasaki	Z200 A1-A6		77-83	JTF569		15	JTR473	40	520	98
230	Kawasaki	KLX230		20	JTF1539	JTF1539RB	14		45	520	108
230	Kawasaki	KLX230		21-22	JTF1539	JTF1539RB	14		45	520	108
230	Kawasaki	KLX230 ABS		20	JTF1539	JTF1539RB	14		45	520	108
230	Kawasaki	KLX230 ABS		21	JTF1539	JTF1539RB	14		45	520	108
230	Kawasaki	KLX230 S, SE		22	JTF1539	JTF1539RB	14		45	520	108
250	Kawasaki	BR250 A1		86	JTF516		15			520	100
250	Kawasaki	EL250 Chopper		88-90	JTF516		14	JTR1486	44	520	106
250	Kawasaki	EL250 Eliminator Chopper		91-96	JTF516		14	JTR1486	44	520	114
250	Kawasaki	EL 250 (EL252 F2)		97-03	JTF516		14	JTR1486	40	520	112
250	Kawasaki	BJ Estrella 250 A2,A3,C2		95-97	JTF512	JTF512RB	15	JTR487	38	520	102
250	Kawasaki	BJ Estrella 250		98-00	JTF512	JTF512RB	15	JTR487	38	520	102
250	Kawasaki	EX250 E1-E2 Ninja	USA	86-87	JTF516		14	JTR1486	42	520	104
250	Kawasaki	EX250 F2-F19,F6F,F7F Ninja 250 R	USA	88-07	JTF516		14	JTR486	45	520	106
250	Kawasaki	EX250R J8F,J9F,JAF,JBF,JBFA,JCF,JCFA Ninja 250 R	USA	08-12	JTF1539	JTF1539RB	14	JTR486	45	520	106
250	Kawasaki	EX250R K8F,K9F,KAF,KBF,KCF Ninja 250 R		08-12	JTF1539	JTF1539RB	14	JTR486	43	520	106
250	Kawasaki	250 Ninja R	Japan	08-12	JTF1539	JTF1539RB	14	JTR486	43	520	106
250	Kawasaki	250 Ninja	Japan	13-17	JTF1539	JTF1539RB	14	JTR486	44	520	108
250	Kawasaki	EX250R Ninja 250 R Special Edition		12	JTF1539	JTF1539RB	14	JTR486	43	520	106
250	Kawasaki	GPZ250 C1,C2,C3 Belt Drive Conversion		83-85	JTF424		15	JTR476	35	530	98
250	Kawasaki	GPZ250 R (EX250E1-E2)		86-87	JTF516		14	JTR486	42	520	104
250	Kawasaki	GPX250 R (EX250F2-F4,F6-F19)		88-05	JTF516		14	JTR486	45	520	106
250	Kawasaki	GPX250 R (EX250F,G,R-2)	Japan		JTF516		14	JTR486	45	520	106
250	Kawasaki	KE250 B1-B3	USA	77-79	JTF507		14	JTR1458	39	520	98
250	Kawasaki	KH250 A5,A6	USA	76-77	JTF506		14	JTR474	48	525	108
250	Kawasaki	KH250 S1,B3-B5		75-82	JTF506		14	JTR474	48	525	108
250	Kawasaki	KL250 A1-A2		77-78	JTF569		15	JTR1458	40	520	96
250	Kawasaki	KL250 A3-A4,C1-C2		79-85	JTF569		14	JTR475	40	520	96
250	Kawasaki	KL250 D2-D22 (KLR250)		84-05	JTF516		15	JTR475	44	520	104
250	Kawasaki	KL250 G4-G7 Super Sherpa	USA	00-03	JTF569		14		43	520	102
250	Kawasaki	KL250 G9F Super Sherpa	USA	09	JTF569		14		43	520	102

RB - OEM Technology Rubber Cushioned Front Sprocket

CC	Make	Model	Year	Front Sprocket			Rear		Chain	
				Normal	Special	T	Steel Sprocket	T	Pitch	Length
250	Kawasaki	KLE250 A1-A6	93-01	JTF516		14	JTR487	43	520	106
250	Kawasaki	KLX250 R E1,E2,E3	91-95	JTF569		14	JTR460	42	520	108
250	Kawasaki	KLX250 G1,G2	94-98	JTF569		14	JTR460	42	520	108
250	Kawasaki	KLX250 Japan	98-16	JTF569		14	JTR460	42	520	106
250	Kawasaki	KLX250 ES Japan	94-97	JTF569		14	JTR460	42	520	106
250	Kawasaki	KLX250 SR Japan	93-97	JTF569		14	JTR460	42	520	106
250	Kawasaki	KLX250 R E1,E2,E3,G1 France	93-97	JTF569		14	JTR460	42	520	106
250	Kawasaki	KLX250 R F1,F2,F3,F4 Japan	93-97	JTF569		14	JTR460	42	520	106
250	Kawasaki	KLX250 R D1,D2,D3,D4	93-99	JTF569		14	JTR460	50	520	110
250	Kawasaki	KLX250 S H6F,H7F	06-07	JTF516		14	JTR460	42	520	106
250	Kawasaki	KLX250 S T9F,TAf,TBf,TCf,TDf,TEf,TFf	09-15	JTF516		14	JTR460	42	520	106
250	Kawasaki	KLX250 SF W9F,WAF	09-10	JTF516		14	JTR460	39	520	104
250	Kawasaki	KLX250 S9F,SAF,SBF,SCF,SDF,SEF,SFF,SGF,SHF,SJF,SKF	09-19	JTF516		14	JTR460	42	520	106
250	Kawasaki	KLX250 SKF	20	JTF516		14	JTR460	42	520	106
250	Kawasaki	KLX250 Camo SJFA,SKFA	18-20	JTF516		14	JTR460	42	520	106
250	Kawasaki	KLX250 S SKFA	19	JTF516		14	JTR460	42	520	106
250	Kawasaki	KR250 A1-A2	84-85				JTR486	38	520	98
250	Kawasaki	KR250 B2 (KR1)	89	JTF516		15	JTR472	40	520	106
250	Kawasaki	KR250 C2-C3 (KR15)	90-92	JTF516		15	JTR472	41	520	108
250	Kawasaki	KV250 A3,A4	85-86	JTF569		14	JTR475	44	520	98
250	Kawasaki	KZ250 D1,LTD,D2,CSR USA	80-81	JTF569		15	JTR473	37	520	102
250	Kawasaki	S1 250 B	73-75	JTF506		14	JTR474	48	525	104
250	Kawasaki	Z250 J1		JTF513	JTF513RB	15	JTR476	35	530	98
250	Kawasaki	Z250 A1-A2,B1	78-80	JTF424		15	JTR476	35	530	98
250	Kawasaki	Z250 A3,A4,B2	81-82	JTF513	JTF513RB	15	JTR476	35	530	98
250	Kawasaki	Z250 C1-C2,G1-G2,LTD	81-83	JTF569		15	JTR473	37	520	102
250	Kawasaki	Z 250 SL (BX250 AFF) Ninja KRT	15-16	JTF1539	JTF1539RB	14	JTR486	42	520	
250	Kawasaki	Z250 Japan	13-17	JTF1539	JTF1539RB	14	JTR486	44	520	108
250	Kawasaki	ZR250 A1-A5 Balius Japan	91-96	JTF516		14	JTR472	48	520	110
250	Kawasaki	ZXR250 C1,C2,C3,D1 Japan		JTF516		14	JTR472	48	520	110
250	Kawasaki	ZZR250 (EX250)	90-03	JTF516		14	JTR486	47	520	108
250	Kawasaki	250 D-Tracker Japan	98-07	JTF516		14	JTR460	39	520	104
250	Kawasaki	250 D-Tracker X Japan	08-16	JTF516		14	JTR460	39	520	104
300	Kawasaki	EX300 ADF,ADFA,AEF,AEFA,AGF,AGFA Ninja 300	13-17	JTF1539	JTF1539RB	14	JTR486	42	520	106
300	Kawasaki	EX300 AES,AESA,AFF,AFFA,AGF,AGFA Ninja 300 SE	14-16	JTF1539	JTF1539RB	14	JTR486	42	520	106
300	Kawasaki	EX300 BDF,BDFA,BEF,BEFA,BFF,BFFA Ninja 300 ABS SE	13-15	JTF1539	JTF1539RB	14	JTR486	42	520	106
300	Kawasaki	EX300 BGF,BGFA,BHF,BHFA Ninja 300 ABS SE	16-17	JTF1539	JTF1539RB	14	JTR486	42	520	106
300	Kawasaki	EX300 BGF,BGFA Ninja 300 ABS KRT Edition	16-17	JTF1539	JTF1539RB	14	JTR486	42	520	106
300	Kawasaki	EX300 Ninja 300 ABS Winter Test Edition	16-17	JTF1539	JTF1539RB	14	JTR486	42	520	106
300	Kawasaki	KLE300 BHF,BJF Versys-X	17-18	JTF1539	JTF1539RB	14	JTR486	46	520	112
300	Kawasaki	KLE300 BKF Versys-X	19	JTF1539	JTF1539RB	14	JTR486	46	520	112
300	Kawasaki	KLE300 Versys-X USA	20	JTF1539	JTF1539RB	14	JTR486	46	520	112
300	Kawasaki	KLE300 CHF,CJF Versys-X (ABS)	17-19	JTF1539	JTF1539RB	14	JTR486	46	520	112
300	Kawasaki	KLE300 CKF,CLFA Versys-X (ABS)	19-20	JTF1539	JTF1539RB	14	JTR486	46	520	112
300	Kawasaki	KLE300 CMFAN Versys-X (ABS)	21	JTF1539	JTF1539RB	14	JTR486	46	520	112
300	Kawasaki	KLE300 CNFAN Versys-X (ABS)	22	JTF1539	JTF1539RB	14	JTR486	46	520	112
300	Kawasaki	KLE300 CPFAN Versys-X (ABS)	23	JTF1539	JTF1539RB	14	JTR486	46	520	112
300	Kawasaki	KLE300 CRFAN Versys-X (ABS)	24	JTF1539	JTF1539RB	14	JTR486	46	520	112
300	Kawasaki	KLX300 A2,A3,A4,A5,A6,A7 (KLX300R)	97-02	JTF569		14	JTR460	50	520	110
300	Kawasaki	KLX300 A8,A9,A10,A6F,A7F (KLX300R)	03-07	JTF565	JTF565RB	14	JTR460	50	520	110
300	Kawasaki	KLX300 DMF, DPF	21-23	JTF1539	JTF1539RB	14		40	520	106
300	Kawasaki	KLX300 FRF	24	JTF1539	JTF1539RB	14		40	520	106
300	Kawasaki	KLX300 R B1 France	97	JTF569		14	JTR460	50	520	110
300	Kawasaki	KLX300 SM EMF, EPF	21-23	JTF1539	JTF1539RB	14		37	520	104
300	Kawasaki	KLX300 SM GRF	24	JTF1539	JTF1539RB	14		37	520	104
300	Kawasaki	Z300 AFF,AGF,BHF,BHFA,BJF,BJFA (ER300)	15-18	JTF1539	JTF1539RB	14	JTR486	42	520	106
300	Kawasaki	Z300 BFF,BGF (ER300)	15-16	JTF1539	JTF1539RB	14	JTR486	42	520	106
305	Kawasaki	GPZ305 (EX305A1)	83	JTF513	JTF513RB	15	JTR476	33	530	100
305	Kawasaki	KZ305 A1,A2 (CSR) USA	81-82	JTF513	JTF513RB	15	JTR476	33	530	100

CC	Make	Model	Year	Front Sprocket			Rear		Chain		
				Normal	Special	T	Steel Sprocket	T	Pitch	Length	
400	Kawasaki	EX400 HJF,HKF Ninja	18-19	JTF1539	JTF1539RB	14	JTR486	41	520	106	
400	Kawasaki	EX400 HLF Ninja	20	JTF1539	JTF1539RB	14	JTR486	41	520	106	
400	Kawasaki	EX400 HMF,HNF,HPF Ninja	21-23	JTF1539	JTF1539RB	14	JTR486	41	520	106	
400	Kawasaki	EX400 GJF,GJFA,GKF,GKFA,GKFB,GLFA Ninja ABS	18-20	JTF1539	JTF1539RB	14	JTR486	41	520	106	
400	Kawasaki	EX400 GMFAN Ninja ABS	21	JTF1539	JTF1539RB	14	JTR486	41	520	106	
400	Kawasaki	EX400 GNFAN,LPFAN,GRFAN Ninja ABS	22-24	JTF1539	JTF1539RB	14	JTR486	41	520	106	
400	Kawasaki	EX400 Ninja ABS KRT	19-20	JTF1539	JTF1539RB	14	JTR486	41	520	106	
400	Kawasaki	EX400 Ninja ABS SE	20	JTF1539	JTF1539RB	14	JTR486	41	520	106	
400	Kawasaki	EX400 Ninja ABS SE2	20	JTF1539	JTF1539RB	14	JTR486	41	520	106	
400	Kawasaki	KH400 S3	76-77	JTF508		15	JTR476	41	530	104	
400	Kawasaki	KLX400 B1 (KLX400 R)	03	JTF432		14	JTR808SC	47	520	112	
400	Kawasaki	KLX400 A1 (KLX400 SR)	03	JTF432		15	JTR808	44	520	112	
400	Kawasaki	KLE400 A1-A4	Japan	91-94	JTF512	JTF512RB	16	JTR487	44	520	108
400	Kawasaki	KLE400 A6	Japan	99	JTF512	JTF512RB	16	JTR487	44	520	108
400	Kawasaki	KH400 A3/A4/A5	USA	76-78	JTF508		15	JTR476	41	530	104
400	Kawasaki	KZ400 A1/A2(Deluxe)	USA	77-78	JTF509		15	JTR476	45	530	100
400	Kawasaki	KZ400 B1,B2	USA	78-79	JTF509		15	JTR476	45	530	100
400	Kawasaki	KZ400 C1	USA	78	JTF509		15	JTR476	45	530	100
400	Kawasaki	KZ400 D1,D2,D3,D4	USA	74-77	JTF509		15	JTR476	45	530	100
400	Kawasaki	KZ400 S1,S2,S3	USA	75-77	JTF509		15	JTR476	45	530	100
400	Kawasaki	KZ400 H1(LTD)	USA	79	JTF509		15	JTR476	45	530	104
400	Kawasaki	Z400 D1-D4 (2 Cyl)		74-79	JTF509		15	JTR476	44	530	100
400	Kawasaki	Z400 B1-B2,G1,H, LTD (2 Cyl)		78-80	JTF509		15	JTR476	45	530	100
400	Kawasaki	Z400 J1-J3 (4 Cyl) (KZ400J)		80-83	JTF513	JTF513RB	16	JTR481	40	530	100
400	Kawasaki	ZR400 A1,B1 (Z400F)		83-85	JTF513	JTF513RB	16	JTR488	40	530	104
400	Kawasaki	ZR400 C1,C2,C3,C4 Zephyr	Japan	89-95	JTF512	JTF512RB	16	JTR486	41	520	108
400	Kawasaki	ZR400 Zephyr X	Japan	97-08	JTF512	JTF512RB	16	JTR486	42	520	108
400	Kawasaki	ZRX400 II	Japan	94-97	JTF1515		15		43	525	106
400	Kawasaki	ZX400 C2 (Z400F2)		84-87	JTF512	JTF512RB	16	JTR1478	38	520	106
400	Kawasaki	GPZ400 (KZ400M)	Germany	83	JTF513	JTF513RB	16	JTR488	40	530	106
400	Kawasaki	GPZ400	27PS	84-97	JTF512	JTF512RB	16	JTR1478	42	520	106
400	Kawasaki	GPZ400	49PS	84-87	JTF512	JTF512RB	16	JTR1478	38	520	104
400	Kawasaki	GPZ400 R (ZX400D)	Japan		JTF512	JTF512RB	15	JTR486	39	520	102
400	Kawasaki	GPZ400 S (EX400A3,A4)	Japan	88-90	JTF512	JTF512RB	16	JTR486	42	520	104
400	Kawasaki	GPX400 R (ZX400F)	Japan		JTF512	JTF512RB	15	JTR1486	40	520	102
400	Kawasaki	ZR400 D1 Xanthus	Japan		JTF512	JTF512RB	15	JTR1490	46	520	108
400	Kawasaki	ZZR400 (ZX400K1,K2,K3)	Japan		JTF513		14	JTR499	49	530	112
400	Kawasaki	ZZR400 (ZX400M)	Japan		JTF513	JTF513RB	15	JTR499	52	530	114
400	Kawasaki	ZZR400 (ZX400N1,N2,N3)	Japan		JTF513	JTF513RB	15	JTR499	52	530	114
400	Kawasaki	ZXR400 H2,L1-L9 (ZX-4)		88-02	JTF512	JTF512RB	15	JTR478	45	520	110
400	Kawasaki	ZX-4 (ZX400G)	Japan	87-88	JTF512	JTF512RB	15	JTR1490	44	520	106
400	Kawasaki	ZXR400 R (ZX400H1)	Japan	89-90	JTF512	JTF512RB	15	JTR1490	45	520	108
400	Kawasaki	ZXR400 R (ZX400J1)	Japan		JTF512	JTF512RB	16	JTR1490	44	520	108
400	Kawasaki	ZXR400 R (ZX400J2)	Japan		JTF512	JTF512RB	16	JTR478	45	520	108
400	Kawasaki	400 Ninja	Japan	14-17	JTF565	JTF565RB	15	JTR478	46	520	114
400	Kawasaki	400 Ninja R	Japan	14-17	JTF565	JTF565RB	15	JTR478	46	520	114
400	Kawasaki	Z400 DKF,DLF (ER400)		19-20	JTF1539	JTF1539RB	14	JTR486	41	520	106
400	Kawasaki	Z400 DMFNN (ER400)		21	JTF1539	JTF1539RB	14	JTR486	41	520	106
400	Kawasaki	Z400 DNF,DPF,FPF,DRF (ER400)		22-24	JTF1539	JTF1539RB	14	JTR486	41	520	106
400	Kawasaki	ZX-4R ABS (ZX400 PRFNN)		24	JTF1539	JTF1539RB	14			520	114
400	Kawasaki	ZX-4RR ABS (ZX400 SRFAN,SRFNN)		24	JTF1539	JTF1539RB	14			520	114
400	Kawasaki	ZX-4RR ABS 40th Anniversary Ed		24	JTF1539	JTF1539RB	14			520	114
440	Kawasaki	KZ440 LTD A1-A4	USA	80-83	JTF509		15	JTR476	45	530	104
440	Kawasaki	KZ440 B1,B2	USA	80-81	JTF509		15	JTR476	45	530	100
440	Kawasaki	KZ440 K1,D2,D3,D4,D5,D6 (LTD)	USA	80-85	JTF509		15	JTR476	45	530	104
440	Kawasaki	Z440 C1/2		80-81	JTF509		15	JTR476	44	530	104
440	Kawasaki	Z440 C1/2	Germany	80-81	JTF509		15	JTR476	45	530	100

CC	Make	Model	Year	Front Sprocket			Rear		Chain		
				Normal	Special	T	Steel Sprocket	T	Pitch	Length	
440	Kawasaki	Z440 C1/2 Fine Spline	80-81	JTF513	JTF513RB	15	JTR476	44	530	104	
440	Kawasaki	Z440 A1-A3, D4-D6, LTD	80-85	JTF509		15	JTR476	45	530	104	
440	Kawasaki	Z440 H1/2		JTF509		15	JTR476	43	530	102	
440	Kawasaki	Z440 H1/2 Fine Spline		JTF513	JTF513RB	15	JTR476	43	530	102	
450	Kawasaki	KLX450 R ABF,A9F,AAF,ABF,ACF,ADF,AEF,AHF,AJF,AKF	08-20	JTF1565		13	JTR460	50	520	114	
450	Kawasaki	KLX450 R AMFNN	21	JTF1565		13	JTR460	50	520	114	
500	Kawasaki	CX500 ARFNN Ninja 7 Hybrid	24	JTF1539	JTF1539RB	14	JTR478	43	520	122	
500	Kawasaki	EN500 C1-C10 Vulcan	96-05	JTF512	JTF512RB	16	JTR1490	42	520	110	
500	Kawasaki	EN500 C6F,C7F,C8F,C9F Vulcan 500 Ltd	06-09	JTF512	JTF512RB	16	JTR1490	42	520	110	
500	Kawasaki	EN500 C1,C2 Classic	France	96-97	JTF512	JTF512RB	16		42	520	110
500	Kawasaki	ER500 A1,A2,A3,A4,C1,C2,C3,C4 (ER-5)	97-06	JTF512	JTF512RB	17	JTR486	42	520	106	
500	Kawasaki	ER-5 Twister (35ps) & (50ps)	99	JTF512	JTF512RB	17	JTR486	42	520	106	
500	Kawasaki	EX500 D6F,D7F,D8F,D9F Ninja 500R	06-09	JTF512	JTF512RB	16	JTR486	41	520	104	
500	Kawasaki	EX500 Ninja ABS (EX500 GRFNN)	24	JTF1539	JTF1539RB	14	JTR478	43	520	108	
500	Kawasaki	EX500 Ninja KRT Edition ABS	24	JTF1539	JTF1539RB	14	JTR478	43	520	108	
500	Kawasaki	EX500 Ninja SE ABS (EX500 JRFAN)	24	JTF1539	JTF1539RB	14	JTR478	43	520	108	
500	Kawasaki	EX500 Ninja KRT Edition SE ABS	24	JTF1539	JTF1539RB	14	JTR478	43	520	108	
500	Kawasaki	EX500 Ninja SE ABS 40th Anniversary Ed.	24	JTF1539	JTF1539RB	14	JTR478	43	520	108	
500	Kawasaki	GPZ500 S (EX500A1-A6)	87-93	JTF512	JTF512RB	16	JTR486	42	520	104	
500	Kawasaki	GPZ500 S (EX500D1-D12)	94-05	JTF512	JTF512RB	16	JTR486	41	520	104	
500	Kawasaki	GPZ500 R	88-	JTF513	JTF513RB	15	JTR479	42	530	104	
500	Kawasaki	GPX500 R	88-	JTF513	JTF513RB	15	JTR479	42	530	104	
500	Kawasaki	KH500	72-75	JTF508		16	JTR481	45	530	106	
500	Kawasaki	KH500 A1,H1,D,E,F	USA	73-76	JTF508		15	JTR481	45	530	106
500	Kawasaki	KH500	France	72-75	JTF508		15	JTR481	42	530	106
500	Kawasaki	KLE500 A1-A6	91-96	JTF512	JTF512RB	16	JTR487	44	520	108	
500	Kawasaki	KLE500 A7-A14	97-05	JTF512	JTF512RB	17	JTR487	46	520	110	
500	Kawasaki	KLE500 B6F,B7F	06-07	JTF512	JTF512RB	17	JTR487	44	520	110	
500	Kawasaki	KLR500	88	JTF516		15	JTR487	47	520	106	
500	Kawasaki	Z500 B1-B2	79-80	JTF513	JTF513RB	16	JTR476	40	530	100	
500	Kawasaki	Z500 B3 (6 Speed)	81	JTF513	JTF513RB	16	JTR488	40	530	100	
500	Kawasaki	ZZR500	90-96	JTF519		15	JTR499	48	530	110	
500	Kawasaki	Z500 ABS (ER500 ERFAN)	24	JTF1539	JTF1539RB	14	JTR478	43	520	108	
500	Kawasaki	Z500 SE ABS (ER500 FRFAN)	24	JTF1539	JTF1539RB	14	JTR478	43	520	108	
500	Kawasaki	500 Eliminator (EL450ARFNN)	USA	24	JTF1539	JTF1539RB	14	JTR478	43	520	108
500	Kawasaki	500 Eliminator ABS (EL450CRFNN)	24	JTF1539	JTF1539RB	14	JTR478	43	520	108	
500	Kawasaki	500 Eliminator SE ABS (EL450BRFNN,BRSNN)	24	JTF1539	JTF1539RB	14	JTR478	43	520	108	
550	Kawasaki	GPZ550 (Z550D1) Twin Shock	81	JTF513	JTF513RB	16	JTR488	38	530	100	
550	Kawasaki	GPZ550 (ZX550H1-H2) Unitrack	82-83	JTF513	JTF513RB	16	JTR488	38	530	104	
550	Kawasaki	GPZ550 (ZX550A1-A6) Unitrack	84-92	JTF512	JTF512RB	16	JTR1478	38	520	104	
550	Kawasaki	KZ550 A1-A4	USA	80-83	JTF513	JTF513RB	16	JTR481	40	530	100
550	Kawasaki	KZ550 C1-C4 (LTD)	USA	80-83	JTF513	JTF513RB	16	JTR488	38	530	100
550	Kawasaki	KZ550 D1 (GPz)	USA	81	JTF513	JTF513RB	16	JTR488	38	530	100
550	Kawasaki	KZ550 H1,H2 (GPz)	USA	82-83	JTF513	JTF513RB	16	JTR488	38	530	104
550	Kawasaki	Z550 B1-B2	79-80	JTF513	JTF513RB	16	JTR476	40	530	100	
550	Kawasaki	Z550 A1-A3	80-83	JTF513	JTF513RB	16	JTR481	40	530	100	
550	Kawasaki	Z550 C1-C3,LTD	81-83	JTF513	JTF513RB	16	JTR488	38	530	100	
550	Kawasaki	ZR550 A1,A2 (Z550F)	80-83	JTF513	JTF513RB	16	JTR488	38	530	104	
550	Kawasaki	ZR550 B2-B8 Zephyr	91-00	JTF512	JTF512RB	16	JTR486	38	520	106	
550	Kawasaki	ZR550 B1-B4 Zephyr	USA	90-94	JTF512	JTF512RB	16	JTR486	41	520	108
600	Kawasaki	KL600 (KL600A1,B1-B4)	84-90	JTF516		15	JTR477	43	520	104	
600	Kawasaki	GPZ600 R (ZX600A1-A5)	85-89	JTF513	JTF513RB	15	JTR479	39	530	102	
600	Kawasaki	ZX600 B1 Ninja	USA	87	JTF513	JTF513RB	15	JTR479	39	530	102
600	Kawasaki	GPX600 R (ZX600C1-C3,C6-C10)	88-00	JTF513	JTF513RB	15	JTR479	39	530	102	
600	Kawasaki	ZZ-R600 (ZX600D1-D3)	90-92	JTF519		15	JTR499	45	530	110	
600	Kawasaki	ZZ-R600 (ZX600E1-E12)	93-04	JTF519		16	JTR499	48	530	112	
600	Kawasaki	ZZ-R600 (ZX600 J4,J6F,J7F,J8F)	05-08	JTF1535	JTF1535RB	15	JTR1489	40	525	108	
600	Kawasaki	ZX600 D1-D4 Ninja (ZX-6)	USA	90-93	JTF513	JTF513RB	15	JTR499	45	530	110
600	Kawasaki	ZX600 E1-E10 Ninja (ZX-6)	USA	93-02	JTF513	JTF513RB	16	JTR499	48	530	112

CC	Make	Model	Year	Front Sprocket			Rear		Chain	
				Normal	Special	T	Steel Sprocket	T	Pitch	Length
600	Kawasaki	ZX-6R (ZX600 F1-F3) Ninja	95-97	JTF1515		15	JTR498	40	525	108
600	Kawasaki	ZX-6R (ZX600 F1-F3) Ninja <<< 520 Chain Conversion	95-97			15	JTR1490	40	520	108
600	Kawasaki	ZX-6R (ZX600 G1-G2,J1-J3) Ninja	98-02	JTF1535	JTF1535RB	15	JTR1489	40	525	108
600	Kawasaki	ZX-6R (ZX600 G1-G2,J1-J3) Ninja <<< 520 Chain Conversion	98-02	JTF1307	JTF1307RB	15	JTR1478	40	520	108
600	Kawasaki	ZX-6R (ZX600 G1-G2,J1-J3) Ninja <<< 520 Chain Conversion (Aluminium Rear)	98-02	JTF1307	JTF1307RB	15	JTA478BLK	40	520	108
600	Kawasaki	ZX-6R (ZX600 P7F,P8F,P9F,RAF,RBF,RCF,RDF) Ninja	07-15	JTF1536	JTF1536RB	16	JTR478	43	520	112
600	Kawasaki	ZX-6R (ZX600) Ninja Performance	11-12	JTF1536	JTF1536RB	16	JTR478	43	520	112
600	Kawasaki	ZX-6RR (ZX600 K1,M1) Ninja	03-04	JTF1307	JTF1307RB	15	JTR1478	40	520	108
600	Kawasaki	ZX-6RR (ZX600 N1,N6F) Ninja	05-06	JTF1307	JTF1307RB	15	JTR478	43	520	110
636	Kawasaki	ZX-6R (ZX636 A1P) Ninja	02	JTF1535	JTF1535RB	15	JTR1489	40	525	108
636	Kawasaki	ZX-6R (ZX636 A1P) Ninja <<< 520 Chain Conversion	02	JTF1307	JTF1307RB	15	JTR1478	40	520	108
636	Kawasaki	ZX-6R (ZX636 A1P) Ninja <<< 520 Chain Conversion (Aluminium Rear)	02	JTF1307	JTF1307RB	15	JTA478BLK	40	520	108
636	Kawasaki	ZX-6R (ZX636 B1,B2) Ninja	03-04	JTF1307	JTF1307RB	15	JTR1478	40	520	108
636	Kawasaki	ZX-6R (ZX636 C1,C6F,D6F) Ninja	05-06	JTF1307	JTF1307RB	15	JTR478	43	520	110
636	Kawasaki	ZX-6R (ZX636 EDF,EEF,EFF,EGF,EHF,EJF) Ninja	13-18	JTF1536	JTF1536RB	16	JTR478	43	520	112
636	Kawasaki	ZX-6R (ZX636 HKF) Ninja	19-20	JTF1536	JTF1536RB	15	JTR478	43	520	112
636	Kawasaki	ZX-6R (ZX636 HMF) Ninja	21	JTF1536	JTF1536RB	15	JTR478	43	520	112
636	Kawasaki	ZX-6R (ZX636 HNF) Ninja	22	JTF1536	JTF1536RB	15	JTR478	43	520	112
636	Kawasaki	ZX-6R (ZX636 HPF) Ninja	23	JTF1536	JTF1536RB	15	JTR478	43	520	112
636	Kawasaki	ZX-6R (ZX636 KRF) Ninja 40th Anniversary Ed.	24	JTF1536	JTF1536RB	15	JTR478	43	520	112
636	Kawasaki	ZX-6R (ZX636 EGF,EGFA,EHFA,EJFA,HKFA) Ninja KRT Edition	16-18	JTF1536	JTF1536RB	16	JTR478	43	520	112
636	Kawasaki	ZX-6R (ZX636 FDF,FEF,FFF,FGF,FHF,FJF) Ninja ABS	13-18	JTF1536	JTF1536RB	16	JTR478	43	520	112
636	Kawasaki	ZX-6R (ZX636 GKF,GLF) Ninja ABS	19-20	JTF1536	JTF1536RB	15	JTR478	43	520	112
636	Kawasaki	ZX-6R (ZX636 GMFAN,GMFNN,GNFAN,GNFNN,GPFAN,GPFNN) Ninja ABS	21-23	JTF1536	JTF1536RB	15	JTR478	43	520	112
636	Kawasaki	ZX-6R (ZX636 JRFAN,JRFBN) Ninja ABS	24	JTF1536	JTF1536RB	15	JTR478	43	520	112
636	Kawasaki	ZX-6R (ZX636 FGF,FGFA,FHFA,FJFA) Ninja KRT Edition	16-18	JTF1536	JTF1536RB	16	JTR478	43	520	112
636	Kawasaki	ZX-6R (ZX636 GKFA,GLFA) Ninja KRT Edition ABS	19-20	JTF1536	JTF1536RB	15	JTR478	43	520	112
636	Kawasaki	ZX-6R (ZX636 GMFA) Ninja KRT Edition ABS	21	JTF1536	JTF1536RB	15	JTR478	43	520	112
636	Kawasaki	ZX-6R (ZX636 GNF) Ninja KRT Edition ABS	22	JTF1536	JTF1536RB	15	JTR478	43	520	112
636	Kawasaki	ZX-6R (ZX636) Ninja KRT Edition ABS	23	JTF1536	JTF1536RB	15	JTR478	43	520	112
636	Kawasaki	ZX-6R (ZX636) Ninja KRT Edition ABS	24	JTF1536	JTF1536RB	15	JTR478	43	520	112
650	Kawasaki	ER-6f (EX650 A6F,A7F,A8F,B6F,B7F,B8F,D9F,DAF,DBF)	06-11	JTF565	JTF565RB	15	JTR478	46	520	114
650	Kawasaki	ER-6f (EX650 ECF,EDS,EEF,EFF,FGF)	12-16	JTF565	JTF565RB	15	JTR478	46	520	114
650	Kawasaki	ER-6n (ER650 A6F,A7F,A8F,B6F,B7F,B8F,B9F,CAF,CBF)	06-11	JTF565	JTF565RB	15	JTR478	46	520	114
650	Kawasaki	ER-6n (ER650 ECF,EDS,EEF,EFF,EGF,FGF)	12-16	JTF565	JTF565RB	15	JTR478	46	520	114
650	Kawasaki	EN650 AFF,AGF,CHF,CJF,CKFA Vulcan-S	15-19	JTF565	JTF565RB	15	JTR478	46	520	120
650	Kawasaki	EN650 DLF,DLFA Vulcan-S	20	JTF565	JTF565RB	15	JTR478	46	520	120
650	Kawasaki	EN650 JMFAN, JMFNN Vulcan-S	21	JTF565	JTF565RB	15	JTR478	46	520	120
650	Kawasaki	EN650 CNF,JNFAN, JNFNN Vulcan-S	22	JTF565	JTF565RB	15	JTR478	46	520	120
650	Kawasaki	EN650 CPF,JPVAN Vulcan-S	23	JTF565	JTF565RB	15	JTR478	46	520	120
650	Kawasaki	EN650 CRF Vulcan-S	24	JTF565	JTF565RB	15	JTR478	46	520	120
650	Kawasaki	EN650 BFF,BGF,DHF,DJF,DKF,DLF,DMF,DNF,DPF Vulcan-S ABS	15-23	JTF565	JTF565RB	15	JTR478	46	520	120
650	Kawasaki	EN650 EFH,EJF,EKF Vulcan-S Cafe ABS	15-19	JTF565	JTF565RB	15	JTR478	46	520	120
650	Kawasaki	EN650 Vulcan-S Cafe ABS	20	JTF565	JTF565RB	15	JTR478	46	520	120
650	Kawasaki	EN650 EMF,ENF,EPF,ERF Vulcan-S Cafe ABS	21-24	JTF565	JTF565RB	15	JTR478	46	520	120
650	Kawasaki	EN650 LNF,LPF Vulcan-S Cafe	23	JTF565	JTF565RB	15	JTR478	46	520	120
650	Kawasaki	EX650 A6F,A7F,A8F Ninja 650R USA	06-08	JTF565	JTF565RB	15	JTR478	46	520	114
650	Kawasaki	EX650 C9F Ninja 650R USA	09	JTF565	JTF565RB	15	JTR478	45	520	114
650	Kawasaki	EX650 CAF,CBF,ECF,EDS,EEF,EFF,EGF,JJF,JKF Ninja 650R USA	10-19	JTF565	JTF565RB	15	JTR478	46	520	114
650	Kawasaki	EX650 NLF,NMF,NNF Ninja 650 USA	20-22	JTF565	JTF565RB	15	JTR478	46	520	114
650	Kawasaki	EX650 Ninja 650 USA	23	JTF565	JTF565RB	15	JTR478	46	520	114
650	Kawasaki	EX650 Ninja 650 USA	24	JTF565	JTF565RB	15	JTR478	46	520	114
650	Kawasaki	EX650 FDS,FEF,FFF,FGF,KHF,KHFA Ninja 650 ABS USA	13-17	JTF565	JTF565RB	15	JTR478	46	520	114

RB - OEM Technology Rubber Cushioned Front Sprocket

CC	Make	Model	Year	Front Sprocket			Rear		Chain	
				Normal	Special	T	Steel Sprocket	T	Pitch	Length
650	Kawasaki	EX650 KJF,KJFA,KKF,KKFA Ninja 650 ABS	17-19	JTF565	JTF565RB	15	JTR478	46	520	114
650	Kawasaki	EX650 Ninja 650 SE	20	JTF565	JTF565RB	15	JTR478	46	520	114
650	Kawasaki	EX650 MLF-A Ninja 650 ABS SE	20	JTF565	JTF565RB	15	JTR478	46	520	114
650	Kawasaki	EX650 MMFAN,MMFN Ninja 650 ABS SE	21	JTF565	JTF565RB	15	JTR478	46	520	114
650	Kawasaki	EX650 MNF,MNS Ninja 650 ABS	22	JTF565	JTF565RB	15	JTR478	46	520	114
650	Kawasaki	EX650 PPF,SPF Ninja 650 ABS	23	JTF565	JTF565RB	15	JTR478	46	520	114
650	Kawasaki	EX650 PRF,SRF Ninja 650 ABS	24	JTF565	JTF565RB	15	JTR478	46	520	114
650	Kawasaki	EX650 Ninja 650R KRT ABS USA	17-19	JTF565	JTF565RB	15	JTR478	46	520	114
650	Kawasaki	EX650 Ninja 650 KRT	20	JTF565	JTF565RB	15	JTR478	46	520	114
650	Kawasaki	EX650 Ninja 650 KRT	24	JTF565	JTF565RB	15	JTR478	46	520	114
650	Kawasaki	EX650 Ninja 650 KRT ABS	20	JTF565	JTF565RB	15	JTR478	46	520	114
650	Kawasaki	EX650 Ninja 650 KRT ABS	24	JTF565	JTF565RB	15	JTR478	46	520	114
650	Kawasaki	KLE650 A7F,A8F,A9F,CAF,CBF,CCF,CDF,DEF,FGF,FHF,FJF,FKF Versys	07-18	JTF565	JTF565RB	15	JTR478	46	520	114
650	Kawasaki	KLE650 FKF, FKFA,FLF,FLFA Versys ABS	19-20	JTF565	JTF565RB	15	JTR478	46	520	114
650	Kawasaki	KLE650 MFMNN Versys ABS	21	JTF565	JTF565RB	15	JTR478	46	520	114
650	Kawasaki	KLE650 HNF Versys ABS	22	JTF565	JTF565RB	15	JTR478	46	520	114
650	Kawasaki	KLE650 HPF,JPF Versys ABS	23	JTF565	JTF565RB	15	JTR478	46	520	114
650	Kawasaki	KLE650 JRF Versys ABS	24	JTF565	JTF565RB	15	JTR478	46	520	114
650	Kawasaki	KLE650 B7F,B8F,B9F,DAF,DBF Versys ABS	07-11	JTF565	JTF565RB	15	JTR478	46	520	114
650	Kawasaki	KLE650 Versys LT / ABS	16-19	JTF565	JTF565RB	15	JTR478	46	520	114
650	Kawasaki	KLE650 Versys LT	20-24	JTF565	JTF565RB	15	JTR478	46	520	114
650	Kawasaki	KLE650 Versys City	11	JTF565	JTF565RB	15	JTR478	46	520	114
650	Kawasaki	KLE650 Versys Tourer	11	JTF565	JTF565RB	15	JTR478	46	520	114
650	Kawasaki	KLR650 (KL650A1-A3)	87-89	JTF516		15	JTR487	43	520	106
650	Kawasaki	KLR650 (KL650B1) Tengai	89-90	JTF516		15	JTR487	43	520	106
650	Kawasaki	KLR650 (KL650B2-B3) Tengai	90-92	JTF511	JTF511RB	15	JTR487	43	520	106
650	Kawasaki	KLR650 (KL650A4-A19,A6F,A7F,E8F,E9,EAF)	90-10	JTF511	JTF511RB	15	JTR487	43	520	106
650	Kawasaki	KLR650 (KL650EBF,E8F,EDF,EEF,EFF,EGF,EHF)	11-17	JTF511	JTF511RB	15	JTR487	43	520	106
650	Kawasaki	KLR650 (KL650EJS)	18	JTF511	JTF511RB	15	JTR487	43	520	106
650	Kawasaki	KLR650 Camo (KL650EHFA)	17	JTF511	JTF511RB	15	JTR487	43	520	106
650	Kawasaki	KLR650 Camo (KL650EJFA)	18	JTF511	JTF511RB	15	JTR487	43	520	106
650	Kawasaki	KLR650 C1-C8	95-03	JTF511	JTF511RB	15	JTR487	42	520	106
650	Kawasaki	KLX650 C1-C4	93-96	JTF511	JTF511RB	15	JTR487	43	520	112
650	Kawasaki	KLX650 R A1,A2,A3,D1	93-96	JTF511		14	JTR460	49	520	110
650	Kawasaki	KLX650 R	99-01	JTF511	JTF511RB	15	JTR487	43	520	112
650	Kawasaki	W650 A1,A2,A3,A4 (EJ650)	99-02	JTF520	JTF520RB	15	JTR498	39	525	104
650	Kawasaki	W650 C3,C4,C5,C6F (EJ650)	01-06	JTF520	JTF520RB	15	JTR498	39	525	104
650	Kawasaki	KZ650 B1,B2,B2A,B3 USA	77-79	JTF513	JTF513RB	16	JTR481	42	530	102
650	Kawasaki	KZ650 C1,C2,C3 Custom USA	77-79	JTF513	JTF513RB	16	JTR488	42	530	102
650	Kawasaki	KZ650 SR D1 USA	77-78	JTF513	JTF513RB	16	JTR488	40	530	102
650	Kawasaki	KZ650 SR D2 USA	77-79	JTF513	JTF513RB	16	JTR488	41	530	102
650	Kawasaki	KZ650 E1 (LTD) USA	80	JTF513	JTF513RB	16	JTR488	41	530	102
650	Kawasaki	KZ650 F1 USA	80	JTF513	JTF513RB	16	JTR481	42	530	102
650	Kawasaki	KZ650 H1-H3 (CSR) USA	81-83	JTF518		13	JTR501	33	630	84
650	Kawasaki	Z650 B1-B3,F1	79	JTF513	JTF513RB	16	JTR481	42	530	102
650	Kawasaki	Z650 C1-C3	78-79	JTF513	JTF513RB	16	JTR488	42	530	102
650	Kawasaki	Z650 SR D2-D3	79-80	JTF513	JTF513RB	16	JTR488	40	530	104
650	Kawasaki	Z650 F2-F4	79-83	JTF518		13	JTR501	34	630	84
650	Kawasaki	Z650 (ER650 GHF,GJF,GKF)	17-19	JTF565	JTF565RB	15	JTR478	46	520	114
650	Kawasaki	Z650 (ER650 KLF)	20	JTF565	JTF565RB	15	JTR478	46	520	114
650	Kawasaki	Z650 (ER650 KMFNN)	21	JTF565	JTF565RB	15	JTR478	46	520	114
650	Kawasaki	Z650 (ER650 KNFNN)	22	JTF565	JTF565RB	15	JTR478	46	520	114
650	Kawasaki	Z650 (ER650 SPFAN)	23	JTF565	JTF565RB	15	JTR478	46	520	114
650	Kawasaki	Z650 (ER650 PRFNN,SRFAN)	24	JTF565	JTF565RB	15	JTR478	46	520	114
650	Kawasaki	Z650 ABS (ER650 HHF,HJF,HKF)	17-19	JTF565	JTF565RB	15	JTR478	46	520	114
650	Kawasaki	Z650 ABS (ER650 KLF-A)	20	JTF565	JTF565RB	15	JTR478	46	520	114
650	Kawasaki	Z650 ABS (ER650 KMFAN)	21	JTF565	JTF565RB	15	JTR478	46	520	114
650	Kawasaki	Z650 ABS (ER650 KNFAN)	22	JTF565	JTF565RB	15	JTR478	46	520	114

CC	Make	Model	Year	Front Sprocket			Rear		Chain		
				Normal	Special	T	Steel Sprocket	T	Pitch	Length	
650	Kawasaki	Z650 ABS (ER650 NPFAN)	23	JTF565	JTF565RB	15	JTR478	46	520	114	
650	Kawasaki	Z650 ABS (ER650 NRFAN)	24	JTF565	JTF565RB	15	JTR478	46	520	114	
650	Kawasaki	Z650 ABS SE (ER650)	20	JTF565	JTF565RB	15	JTR478	46	520	114	
650	Kawasaki	Z650 RS (ER650MNF)	22	JTF565	JTF565RB	15	JTR478	46	520	114	
650	Kawasaki	Z650 RS (ER650MPF)	23	JTF565	JTF565RB	15	JTR478	46	520	114	
650	Kawasaki	Z650 RS (ER650 RRF)	24	JTF565	JTF565RB	15	JTR478	46	520	114	
700	Kawasaki	KZ700 A1/A1L	USA	84	JTF518		13	JTR501	33	630	88
750	Kawasaki	H2 A,B,C 750	72-75	JTF508		16	JTR482	47	530	120	
750	Kawasaki	GPX750 R (ZX750F1-F3)	86-88	JTF513	JTF513RB	16	JTR502	47	530	112	
750	Kawasaki	GPZ750 (Z750 L3-L4 Sport)	82-87	JTF518		13	JTR501	33	630	88	
750	Kawasaki	GPZ750 (Z750R1)	82	JTF518		13	JTR501	33	630	88	
750	Kawasaki	GPZ750 (ZX750A1-A5) Unitrack	83-89	JTF514		15	JTR501	38	630	94	
750	Kawasaki	GPZ750 Turbo (ZX750 E1-E2)	84-85	JTF518		15	JTR501	46	630	98	
750	Kawasaki	GPZ750 R (ZX750 G2-G3)	85-88	JTF517		16	JTR502	49	530	112	
750	Kawasaki	KZ750 B1/B2/B3/B4	USA	76-79	JTF513	JTF513RB	16	JTR488	38	530	106
750	Kawasaki	KZ750 G1 (LTD)	USA	80	JTF513	JTF513RB	16	JTR488	38	530	106
750	Kawasaki	KZ750 E1/E2/E3	USA	80-82	JTF518		13	JTR501	33	630	84
750	Kawasaki	KZ750 H1-H4 (LTD)	USA	81-83	JTF518		13	JTR501	32	630	84
750	Kawasaki	KZ750 M1 (CSR)	USA	82	JTF513	JTF513RB	16	JTR488	38	530	106
750	Kawasaki	KZ750 R1 (GPz)	USA	82	JTF518		13	JTR501	33	630	88
750	Kawasaki	KZ750 L3	USA	83	JTF518		13	JTR501	33	630	88
750	Kawasaki	Z750 B1-B4,Y1,Y2,LTD (2 Cylinders)	78-82	JTF513	JTF513RB	16	JTR488	38	530	106	
750	Kawasaki	Z750 C3		JTF518		13	JTR501	33	630	88	
750	Kawasaki	Z750 E1	80	JTF518		13	JTR501	33	630	84	
750	Kawasaki	Z750 H1-H3,LTD	80-82	JTF518		13	JTR501	32	630	88	
750	Kawasaki	Z750 L1-L2	81-82	JTF518		13	JTR501	33	630	84	
750	Kawasaki	Z750 (ZR750 J1,J2,J6F,L7F,L8F,L9F,LAF,LBF)	04-11	JTF1538	JTF1538RB	15	JTR478	43	520	112	
750	Kawasaki	Z750 (ZR750 LCF)	12	JTF1538	JTF1538RB	15	JTR478	43	520	112	
750	Kawasaki	Z750 (ZR750 M7F,M8F,M9F,MAF,MBF) ABS	07-11	JTF1538	JTF1538RB	15	JTR478	43	520	112	
750	Kawasaki	Z750 (ZR750) ABS	12	JTF1538	JTF1538RB	15	JTR478	43	520	112	
750	Kawasaki	Z750 R (ZR750 NBF)	11	JTF1538	JTF1538RB	15	JTR478	43	520	112	
750	Kawasaki	Z750 R (ZR750 NCF)	12	JTF1538	JTF1538RB	15	JTR478	43	520	112	
750	Kawasaki	Z750 R (ZR750 PBF,PCF) ABS	11-12	JTF1538	JTF1538RB	15	JTR478	43	520	112	
750	Kawasaki	Z750 R (ZR750) Black Edition	12	JTF1538	JTF1538RB	15	JTR478	43	520	112	
750	Kawasaki	Z750 S (ZR750 S K1,K6F)	05-06	JTF1538	JTF1538RB	15	JTR478	43	520	112	
750	Kawasaki	ZR750 C1-C4 Zephyr	91-94	JTF520	JTF520RB	15	JTR498	39	525	106	
750	Kawasaki	ZR750 C5,D1,D2 Zephyr	95-99	JTF1531		15	JTR498	39	525	106	
750	Kawasaki	ZR-7 (ZR750 F1-F5)	99-04	JTF520	JTF520RB	16	JTR498	38	525	108	
750	Kawasaki	ZR-7S (ZR750S H1-H3)	01-04	JTF520	JTF520RB	16	JTR498	38	525	108	
750	Kawasaki	ZXR750 H1 (ZX)	89	JTF519		16	JTR499	46	530	112	
750	Kawasaki	ZXR750 H2 (ZX)	90	JTF519		16	JTR488	46	530	112	
750	Kawasaki	ZXR750 J1,J2 (ZX)	91-92	JTF519		16	JTR488	45	530	110	
750	Kawasaki	ZXR750 R K1 (ZX)	91-92	JTF519		16	JTR488	42	530	108	
750	Kawasaki	ZXR750 R L1-L3 (ZX)	93-95	JTF519		16	JTR488	44	530	110	
750	Kawasaki	ZXR750 R M1-M3 (ZX)	93-95	JTF519		16	JTR488	41	530	108	
750	Kawasaki	ZX-7R (ZX750 P1-P8) Ninja	96-03	JTF520	JTF520RB	16	JTR1489	43	525	110	
750	Kawasaki	ZX-7RR (ZX750 N1-N2) Ninja	96-99	JTF520	JTF520RB	16	JTR1489	42	525	108	
750	Kawasaki	ZX-7RR (ZX750 N1-N2) Ninja <<< 520 Chain Conversion	96-99	JTF1516		16	JTR1478	42	520	108	
750	Kawasaki	ZX-7RR (ZX750 N1-N2) Ninja <<< 520 Chain Conversion (Aluminium Rear)	96-99	JTF1516		16	JTA478BLK	42	520	108	
800	Kawasaki	VN800 A1-A2	95-96	JTF519		16	JTR499	46	530	114	
800	Kawasaki	VN800 A3-A11 Vulcan	97-05	JTF519		17	JTR499	42	530	114	
800	Kawasaki	VN800 B1-B10 Classic	96-06	JTF519		17	JTR499	42	530	112	
800	Kawasaki	VN800 C1-C2,E1-E6F Drifter	99-06	JTF519		17	JTR499	40	530	112	
800	Kawasaki	W800 ABF,ACF,ADF, AEF,AFF,AGF (EJ800)	11-16	JTF565	JTF565RB	15	JTR1490	37	520	104	
800	Kawasaki	W800 Special Edition	12-16	JTF565	JTF565RB	15	JTR1490	37	520	104	
800	Kawasaki	W800 DLF (EJ800)	20	JTF565	JTF565RB	15	JTR487	37	520	104	
800	Kawasaki	W800 EMFNN,JMFNN (WJ800)	21	JTF565	JTF565RB	15	JTR487	37	520	104	

RB - OEM Technology Rubber Cushioned Front Sprocket

CC	Make	Model	Year	Front Sprocket			Rear		Chain		
				Normal	Special	T	Steel Sprocket	T	Pitch	Length	
800	Kawasaki	W800 ENFNN,JMFNN (EJ800)	22	JTF565	JTF565RB	15	JTR487	37	520	104	
800	Kawasaki	W800 EPFNN (EJ800)	23	JTF565	JTF565RB	15	JTR487	37	520	104	
800	Kawasaki	W800 ERFNN (EJ800)	24	JTF565	JTF565RB	15	JTR487	37	520	104	
800	Kawasaki	W800 BKF,BLF Street (EJ800)	19-20	JTF565	JTF565RB	15	JTR487	37	520	104	
800	Kawasaki	W800 FMFNN Street (EJ800)	21	JTF565	JTF565RB	15	JTR487	37	520	104	
800	Kawasaki	W800 CKF,CLF Cafe (EJ800)	19-20	JTF565	JTF565RB	15	JTR487	37	520	104	
800	Kawasaki	Z800 ADS,AEF,AFF,AGF,BGF (ZR800)	13-16	JTF1538	JTF1538RB	15	JTR478	45	520	114	
800	Kawasaki	Z800e CDS,CEF,CFF,CGF (ZR800)	13-16	JTF1538	JTF1538RB	15	JTR478	45	520	114	
800	Kawasaki	Z800 Sugomi Edition (ZR800)	16	JTF1538	JTF1538RB	15	JTR478	45	520	114	
900	Kawasaki	GPZ900 R A1-A3 (ZX) Ninja	USA	84-86	JTF517	JTF517RB	17	JTR502	50	530	114
900	Kawasaki	GPZ900 R A1-A6 (ZX) Ninja		84-89	JTF517	JTF517RB	17	JTR502	49	530	112
900	Kawasaki	GPZ900 R A7-A12 (ZX) Ninja		90-96	JTF517	JTF517RB	17	JTR502	48	530	112
900	Kawasaki	KZ900 Z1,Z1A,Z1B	USA	73-75	JTF518		15	JTR483	35	630	92
900	Kawasaki	KZ900 A	USA	76	JTF521		15	JTR483	35	630	92
900	Kawasaki	KZ900 A4,A5	USA	76-77	JTF521		15	JTR483	33	630	92
900	Kawasaki	KZ900 B1 (LTD)	USA	76	JTF518		15		35	630	92
900	Kawasaki	Z900 Z1,Z1A,Z1B		73-75	JTF518		15	JTR483	35	630	92
900	Kawasaki	Z900 A4		76	JTF521		15	JTR483	33	630	92
900	Kawasaki	Z900 (ZR900 AHF,AJF,AKF,DJF,DKF)		17-19	JTF1537	JTF1537RB	15	JTR1489	44	525	114
900	Kawasaki	Z900 ABS (ZR900 BHF,BJF,BKF)		17-19	JTF1537	JTF1537RB	15	JTR1489	44	525	114
900	Kawasaki	Z900 ABS (ZR900 FLF)		20	JTF1537	JTF1537RB	15	JTR1489	44	525	114
900	Kawasaki	Z900 ABS (ZR900 FMFNN)		21	JTF1537	JTF1537RB	15	JTR1489	44	525	114
900	Kawasaki	Z900 ABS (ZR900 FNFNL ,HNF)		22	JTF1537	JTF1537RB	15	JTR1489	44	525	114
900	Kawasaki	Z900 ABS (ZR900 FPF,PPF)		23	JTF1537	JTF1537RB	15	JTR1489	44	525	114
900	Kawasaki	Z900 ABS (ZR900 FRF,PRF)		24	JTF1537	JTF1537RB	15	JTR1489	44	525	114
900	Kawasaki	Z900 ABS 70kW (ZR900 HLF)		20	JTF1537	JTF1537RB	15	JTR1489	46	525	116
900	Kawasaki	Z900 ABS 70kW (ZR900 HMFNN)		21	JTF1537	JTF1537RB	15	JTR1489	46	525	116
900	Kawasaki	Z900 ABS SE (ZR900)		20	JTF1537	JTF1537RB	15	JTR1489	42	525	114
900	Kawasaki	Z900 ABS SE (ZR900 MNFNN,MPFNN,MRFNN)		22-24	JTF1537	JTF1537RB	15	JTR1489	44	525	114
900	Kawasaki	Z900 RS (ZR900 C1F,CKF,CJFA,CJFB,CKF,CKFB,CLF,CLFA,CLFB)		18-20	JTF1537	JTF1537RB	15	JTR1489	42	525	114
900	Kawasaki	Z900 RS (ZR900 KMFBB,KMFBN,KMFNB,KMFNN)		21	JTF1537	JTF1537RB	15	JTR1489	42	525	114
900	Kawasaki	Z900 RS (ZR900 KNFBB,KNFBN,KNFNB,KNFNN)		22	JTF1537	JTF1537RB	15	JTR1489	42	525	114
900	Kawasaki	Z900 RS (ZR900 KNPBB,KNPBN,KNPNN)		23	JTF1537	JTF1537RB	15	JTR1489	44	525	114
900	Kawasaki	Z900 RS (ZR900)		24	JTF1537	JTF1537RB	15	JTR1489	44	525	114
900	Kawasaki	Z900 RS Cafe (ZR900 E1F,EKF,FLFA)		18-20	JTF1537	JTF1537RB	15	JTR1489	42	525	114
900	Kawasaki	Z900 RS Cafe (ZR900 LMFNN)		21	JTF1537	JTF1537RB	15	JTR1489	42	525	114
900	Kawasaki	Z900 RS Cafe (ZR900 ENFAL)		22	JTF1537	JTF1537RB	15	JTR1489	44	525	114
900	Kawasaki	Z900 RS Cafe (ZR900)		23	JTF1537	JTF1537RB	15	JTR1489	44	525	114
900	Kawasaki	Z900 RS Cafe (ZR900 ERFAN)		24	JTF1537	JTF1537RB	15	JTR1489	44	525	114
900	Kawasaki	Z900 RS SE (ZR900)	Canada	20	JTF1537	JTF1537RB	15	JTR1489	42	525	114
900	Kawasaki	Z900 RS SE (ZR900 NNFNN,NPFNN)		22-23	JTF1537	JTF1537RB	15	JTR1489	44	525	114
900	Kawasaki	Z900 RS SE (ZR900 NRFNN)		24	JTF1537	JTF1537RB	15	JTR1489	44	525	114
900	Kawasaki	Z900 Yellow Ball Ed.	Canada	24	JTF1537	JTF1537RB	15	JTR1489	44	525	114
900	Kawasaki	ZX-9R (ZX900 B1-B4) Ninja		94-97	JTF519		16	JTR488	44	530	112
900	Kawasaki	ZX-9R (ZX900 C1-C2,E1-E2) Ninja		98-01	JTF519		16	JTR488	41	530	110
900	Kawasaki	ZX-9R (ZX900 F1-F2) Ninja		02-03	JTF1537	JTF1537RB	16	JTR1489	41	525	110
1000	Kawasaki	GPZ1000 RX (ZX1000A1-A3)		86-89	JTF524		15	JTR500	40	632	94
1000	Kawasaki	GPZ1000 RX (ZX1000 A1-A3) <<< 630 Chain Conversion		86-89	JTF526		15	JTR506	40	630	94
1000	Kawasaki	KLZ1000 ACF,ADF,AEF,BFF,BGF,BHF,BJF, Versys		12-18	JTF1537	JTF1537RB	15	JTR1489	43	525	116
1000	Kawasaki	KLZ1000 CKF,CLF Versys		19-20	JTF1537	JTF1537RB	15	JTR1489	43	525	116
1000	Kawasaki	KLZ1000 CNFNN Versys		22	JTF1537	JTF1537RB	15	JTR1489	43	525	116
1000	Kawasaki	KLZ1000 CPSNN Versys		23	JTF1537	JTF1537RB	15	JTR1489	43	525	116
1000	Kawasaki	KLZ1000 CRFNN Versys		24	JTF1537	JTF1537RB	15	JTR1489	43	525	116
1000	Kawasaki	KLZ1000 EMFNN Versys 1000 S		21	JTF1537	JTF1537RB	15	JTR1489	43	525	116
1000	Kawasaki	KLZ1000 ENFNN Versys 1000 S		22	JTF1537	JTF1537RB	15	JTR1489	43	525	116
1000	Kawasaki	KLZ1000 EPSNN Versys 1000 S		23	JTF1537	JTF1537RB	15	JTR1489	43	525	116
1000	Kawasaki	KLZ1000 ERFNN Versys 1000 S		24	JTF1537	JTF1537RB	15	JTR1489	43	525	116
1000	Kawasaki	KLZ1000 DKF,DLF Versys SE		19-20	JTF1537	JTF1537RB	15	JTR1489	43	525	116

CC	Make	Model	Year	Front Sprocket			Rear		Chain	
				Normal	Special	T	Steel Sprocket	T	Pitch	Length
1000	Kawasaki	KLZ1000 DMFNN Versys 1000 SE	21	JTF1537	JTF1537RB	15	JTR1489	43	525	116
1000	Kawasaki	KLZ1000 DNFNN Versys 1000 SE	22	JTF1537	JTF1537RB	15	JTR1489	43	525	116
1000	Kawasaki	KLZ1000 DPFNN Versys 1000 SE	23	JTF1537	JTF1537RB	15	JTR1489	43	525	116
1000	Kawasaki	KLZ1000 DRFNN Versys 1000 SE	24	JTF1537	JTF1537RB	15	JTR1489	43	525	116
1000	Kawasaki	KLZ1000 Versys ABS LT	19	JTF1537	JTF1537RB	15	JTR1489	43	525	116
1000	Kawasaki	KLZ1000 Versys ABS LT	20	JTF1537	JTF1537RB	15	JTR1489	43	525	116
1000	Kawasaki	KLZ1000 Versys ABS LT SE	19	JTF1537	JTF1537RB	15	JTR1489	43	525	116
1000	Kawasaki	KLZ1000 Versys ABS LT SE	Canada 20-24	JTF1537	JTF1537RB	15	JTR1489	43	525	116
1000	Kawasaki	KLZ1000 Versys 1000 SE LT+	USA 20-24	JTF1537	JTF1537RB	15	JTR1489	43	525	116
1000	Kawasaki	KLV1000	04-06	JTF1537	JTF1537RB	17	JTR1792	41	525	112
1000	Kawasaki	KZ1000 A1/A2/A2A	USA 77-78	JTF521		15	JTR501	33	630	92
1000	Kawasaki	KZ1000 A3/A3A/A4	USA 79-80	JTF521		15	JTR501	35	630	92
1000	Kawasaki	KZ1000 B1/B2/B3/B4 (LTD)	USA 77-81	JTF521		15	JTR501	33	630	92
1000	Kawasaki	KZ1000 C1/C2 Police	USA 78-79	JTF521		15	JTR501	37	630	94
1000	Kawasaki	KZ1000 C3/C4 Police	USA 80-81	JTF521		15	JTR501	35	630	92
1000	Kawasaki	KZ1000 D1 (Z1-R Series)	USA 78	JTF521		15	JTR501	33	630	92
1000	Kawasaki	KZ1000 D3 (Z1-R Series)	USA 80	JTF521		15	JTR501	35	630	92
1000	Kawasaki	KZ1000 G1 Classic	USA 80	JTF521		15	JTR501	33	630	92
1000	Kawasaki	KZ1000 J1-J3	USA 81-83	JTF522		15	JTR501	41	630	96
1000	Kawasaki	KZ1000 K1/K2 (LTD)	USA 81-82	JTF522		15	JTR501	39	630	96
1000	Kawasaki	KZ1000 M1/M2 (CSR)	USA 81-82	JTF522		15	JTR501	39	630	96
1000	Kawasaki	KZ1000 P1 Police	USA 82	JTF522		15	JTR501	41	630	96
1000	Kawasaki	KZ1000 P2-P20 Police	USA 83-01	JTF522		15	JTR501	41	630	98
1000	Kawasaki	KZ1000 P21 Police	USA 02				JTR488	46	530	116
1000	Kawasaki	KZ1000 P24 Police	USA 05				JTR488	46	530	116
1000	Kawasaki	KZ1000 R1-R2 (Replica)	USA 82-83	JTF522		15	JTR501	41	630	98
1000	Kawasaki	NINJA 1000 SX (ZX1002 KLF-A)	20	JTF1537	JTF1537RB	15	JTR1489	41	525	112
1000	Kawasaki	NINJA 1000 SX (ZX1002 KMFNN,KMFAN)	21	JTF1537	JTF1537RB	15	JTR1489	41	525	112
1000	Kawasaki	NINJA 1000 SX (ZX1002 KNFNN)	22	JTF1537	JTF1537RB	15	JTR1489	41	525	112
1000	Kawasaki	NINJA 1000 SX (ZX1002 KPFNN)	23	JTF1537	JTF1537RB	15	JTR1489	41	525	112
1000	Kawasaki	NINJA 1000 SX (ZX1002 KRFNN)	24	JTF1537	JTF1537RB	15	JTR1489	41	525	112
1000	Kawasaki	Z1000 A1/4	77-78	JTF521		15	JTR501	33	630	92
1000	Kawasaki	Z1000 H1		JTF521		15	JTR501	35	630	94
1000	Kawasaki	Z1000 J1-J3	81-82	JTF522		15	JTR501	41	630	96
1000	Kawasaki	Z1000 R2	83	JTF522		15	JTR501	41	630	98
1000	Kawasaki	Z1000 K1,K2, LTD	81-82	JTF522		15	JTR501	39	630	96
1000	Kawasaki	Z1000 D1 (Z1R)	78-80	JTF521		15	JTR501	33	630	92
1000	Kawasaki	Z1000 (ZR1000 A1-A3,A6F)	03-06	JTF1537	JTF1537RB	16	JTR1489	42	525	112
1000	Kawasaki	Z1000 (ZR1000 B7F,B8F,B9F)	07-09	JTF1537	JTF1537RB	15	JTR1489	40	525	110
1000	Kawasaki	Z1000 (ZR1000 C7F,C8F,C9F) ABS	07-09	JTF1537	JTF1537RB	15	JTR1489	40	525	110
1000	Kawasaki	Z1000 (ZR1000 DAF,DBF,DCF,DDF,DDFA)	10-14	JTF1537	JTF1537RB	15	JTR1489	42	525	112
1000	Kawasaki	Z1000 (ZR1000 EBF,ECF,EDF,EDFA) ABS	11-13	JTF1537	JTF1537RB	15	JTR1489	42	525	112
1000	Kawasaki	Z1000 (ZR1000 GEFA,GFF,GGF,HHF,HJF,HKF,HLF) ABS	14-20	JTF1537	JTF1537RB	15	JTR1489	43	525	112
1000	Kawasaki	Z1000 Special Edition	13	JTF1537	JTF1537RB	15	JTR1489	42	525	112
1000	Kawasaki	Z1000 Special Edition	14-15	JTF1537	JTF1537RB	15	JTR1489	43	525	112
1000	Kawasaki	Z1000 (ZR1000) Black Edition	12	JTF1537	JTF1537RB	15	JTR1489	42	525	112
1000	Kawasaki	Z1000 R (ZR1000 JHF,JJF,JKF,JLF)	17-20	JTF1537	JTF1537RB	15	JTR1489	43	525	112
1000	Kawasaki	Z1000 SX (ZR1000 GBF,GCF,GDF,LEF,LEF,LFF,LGF,WHF,WJF,WKF)	11-19	JTF1537	JTF1537RB	15	JTR1489	41	525	112
1000	Kawasaki	Z1000 SX (ZR1000 HBF,HCF,HDF,MEF,MFF,MGF) ABS	11-17	JTF1537	JTF1537RB	15	JTR1489	41	525	112
1000	Kawasaki	Z1000 SX City (ZR1000)	11	JTF1537	JTF1537RB	15	JTR1489	41	525	112
1000	Kawasaki	Z1000 SX Tourer (ZR1000)	11-15	JTF1537	JTF1537RB	15	JTR1489	41	525	112
1000	Kawasaki	Z H2 (ZR1000 KLF-A-B)	20			18	JTR1489	46	525	118
1000	Kawasaki	Z H2 (ZR1000 KMFNL,KNFAN)	21-22			18	JTR1489	46	525	118
1000	Kawasaki	Z H2 (ZR1000 PPF,PRF)	23-24			18	JTR1489	46	525	118
1000	Kawasaki	Z H2 SE (ZR1000LMFNL,LNFNN)	21-22			18	JTR1489	46	525	118
1000	Kawasaki	Z H2 SE (ZR1000 RPF,RRF)	23-24			18	JTR1489	46	525	118
1000	Kawasaki	ZX10 (ZX1000 B1-B3) Tomcat	88-90	JTF525		17	JTR503	45	532	110

CC	Make	Model	Year	Front Sprocket			Rear		Chain	
				Normal	Special	T	Steel Sprocket	T	Pitch	Length
1000	Kawasaki	ZX10 (ZX1000 B1-B3) Tomcat <<< 530 Chain Conversion	88-90	JTF527		17	JTR502	45	530	110
1000	Kawasaki	ZX-10R (ZX1000 C1-C2) Ninja	04-05	JTF1537	JTF1537RB	17	JTR1489	39	525	110
1000	Kawasaki	ZX-10R (ZX1000 C1-C2) Ninja <<< 520 Chain Conversion	04-05	JTF1516		17	JTR1478	39	520	110
1000	Kawasaki	ZX-10R (ZX1000 C1-C2) Ninja <<< 520 Chain Conversion (Aluminium Rear)	04-05	JTF1516		17	JTA478BLK	39	520	110
1000	Kawasaki	ZX-10R (ZX1000 D6F,D7F) Ninja	06-07	JTF1537	JTF1537RB	17	JTR1489	40	525	108
1000	Kawasaki	ZX-10R (ZX1000 D6F,D7F) Ninja <<< 520 Chain Conversion	06-07	JTF1516		17	JTR1478	40	520	108
1000	Kawasaki	ZX-10R (ZX1000 D6F,D7F) Ninja <<< 520 Chain Conversion (Aluminium Rear)	06-07	JTF1516		17	JTA478BLK	40	520	108
1000	Kawasaki	ZX-10R (ZX1000 E8F,E9F,FAF) Ninja	08-10	JTF1537	JTF1537RB	17	JTR1489	41	525	110
1000	Kawasaki	ZX-10R (ZX1000 E8F,E9F,FAF) Ninja <<< 520 Chain Conversion	08-10	JTF1516		17	JTR1478	41	520	110
1000	Kawasaki	ZX-10R (ZX1000 E8F,E9F,FAF) Ninja <<< 520 Chain Conversion (Aluminium Rear)	08-10	JTF1516		17	JTA478BLK	41	520	110
1000	Kawasaki	ZX-10R (ZX1000 JBF,JCF,JDF,JEF,JFF) Ninja	11-15	JTF1537	JTF1537RB	17	JTR1489	39	525	112
1000	Kawasaki	ZX-10R (ZX1000 JBF,JCF,JDF,JEF,JFF) Ninja <<< 520 Chain Conversion	11-15	JTF1516		17	JTR1478	39	520	112
1000	Kawasaki	ZX-10R (ZX1000 JBF,JCF,JDF,JEF,JFF) Ninja <<< 520 Chain Conversion (Aluminium Rear)	11-15	JTF1516		17	JTA478BLK	39	520	112
1000	Kawasaki	ZX-10R (ZX1000 KBF,KCF,KDF,KEF,KFF) Ninja ABS	11-15	JTF1537	JTF1537RB	17	JTR1489	39	525	112
1000	Kawasaki	ZX-10R (ZX1000 KBF,KCF,KDF,KEF,KFF) Ninja ABS <<< 520 Chain Conversion	11-15	JTF1516		17	JTR1478	39	520	112
1000	Kawasaki	ZX-10R (ZX1000 KBF,KCF,KDF,KEF,KFF) Ninja ABS <<< 520 Chain Conversion (Aluminium Rear)	11-15	JTF1516		17	JTA478BLK	39	520	112
1000	Kawasaki	ZX-10R (ZX1000 RGF,RGFA,RHF,RHFA,RJF,RJFA) Ninja	16-18	JTF1537	JTF1537RB	17	JTR1489	39	525	114
1000	Kawasaki	ZX-10R (ZX1000 RGF,RGFA,RHF,RHFA,RJF,RJFA) Ninja <<< 520 Chain Conversion	16-18	JTF1516		17	JTR1478	39	520	114
1000	Kawasaki	ZX-10R (ZX1000 RGF,RGFA,RHF,RHFA,RJF,RJFA) Ninja <<< 520 Chain Conversion (Aluminium Rear)	16-18	JTF1516		17	JTA478BLK	39	520	114
1000	Kawasaki	ZX-10R (ZX1002 FKF,FKFA) Ninja	19	JTF1537	JTF1537RB	17	JTR1489	39	525	114
1000	Kawasaki	ZX-10R (ZX1002 FKF,FKFA) Ninja <<< 520 Chain Conversion	19	JTF1516		17	JTR1478	39	520	114
1000	Kawasaki	ZX-10R (ZX1002 FKF,FKFA) Ninja <<< 520 Chain Conversion (Aluminium Rear)	19	JTF1516		17	JTA478BLK	39	520	114
1000	Kawasaki	ZX-10R (ZX1000 SGF,SGFA,SHF,SHFA,SJF,SJFA) Ninja ABS	16-18	JTF1537	JTF1537RB	17	JTR1489	39	525	114
1000	Kawasaki	ZX-10R (ZX1000 SGF,SGFA,SHF,SHFA,SJF,SJFA) Ninja ABS <<< 520 Chain Conversion	16-18	JTF1516		17	JTR1478	39	520	114
1000	Kawasaki	ZX-10R (ZX1000 SGF,SGFA,SHF,SHFA,SJF,SJFA) Ninja ABS <<< 520 Chain Conversion (Aluminium Rear)	16-18	JTF1516		17	JTA478BLK	39	520	114
1000	Kawasaki	ZX-10R (ZX1002 EKf,EKFA,ELF) Ninja ABS	19-20	JTF1537	JTF1537RB	17	JTR1489	39	525	114
1000	Kawasaki	ZX-10R (ZX1002 EKf,EKFA,ELF) Ninja ABS <<< 520 Chain Conversion	19-20	JTF1516		17	JTR1478	39	520	114
1000	Kawasaki	ZX-10R (ZX1002 EKf,EKFA,ELF) Ninja ABS <<< 520 Chain Conversion (Aluminium Rear)	19-20	JTF1516		17	JTA478BLK	39	520	114
1000	Kawasaki	ZX-10R (ZX1002 LMFAN,LNFAN) Ninja	21-22	JTF1537	JTF1537RB	17	JTR1489	41	525	116
1000	Kawasaki	ZX-10R (ZX1002 LMFAN,LNFAN) Ninja <<< 520 Chain Conversion	21-22	JTF1516		17	JTR1478	41	520	116
1000	Kawasaki	ZX-10R (ZX1002 LMFAN,LNFAN) Ninja <<< 520 Chain Conversion (Aluminium Rear)	21-22	JTF1516		17	JTA478BLK	41	520	116
1000	Kawasaki	ZX-10R (ZX1002LPFAN) Ninja	23	JTF1537	JTF1537RB	17	JTR1489	41	525	116
1000	Kawasaki	ZX-10R (ZX1002LPFAN) Ninja <<< 520 Chain Conversion	23	JTF1516		17	JTR1478	41	520	116
1000	Kawasaki	ZX-10R (ZX1002LPFAN) Ninja <<< 520 Chain Conversion (Aluminium Rear)	23	JTF1516		17	JTA478BLK	41	520	116
1000	Kawasaki	ZX-10R (ZX1002 LRFAN) Ninja 40th Anniversary Ed.	24	JTF1537	JTF1537RB	17	JTR1489	41	525	116
1000	Kawasaki	ZX-10R (ZX1002LPFAN) Ninja <<< 520 Chain Conversion	24	JTF1516		17	JTR1478	41	520	116
1000	Kawasaki	ZX-10R (ZX1002LPFAN) Ninja <<< 520 Chain Conversion (Aluminium Rear)	24	JTF1516		17	JTA478BLK	41	520	116
1000	Kawasaki	ZX-10R (ZX1000 RHFA) Ninja KRT ABS	16-18	JTF1537	JTF1537RB	17	JTR1489	39	525	114
1000	Kawasaki	ZX-10R (ZX1000 RHFA) Ninja KRT ABS <<< 520 Chain Conversion	16-18	JTF1516		17	JTR1478	39	520	114

CC	Make	Model	Year	Front Sprocket			Rear		Chain	
				Normal	Special	T	Steel Sprocket	T	Pitch	Length
1000	Kawasaki	ZX-10R (ZX100 RHFA) Ninja KRT ABS <<< 520 Chain Conversion (Aluminium Rear)	16-18	JTF1516		17	JTA478BLK	39	520	114
1000	Kawasaki	ZX-10R (ZX1002 EKFA,ELFA) Ninja KRT ABS	19-20	JTF1537	JTF1537RB	17	JTR1489	39	525	114
1000	Kawasaki	ZX-10R (ZX1002 EKFA,ELFA) Ninja KRT ABS <<< 520 Chain Conversion	19-20	JTF1516		17	JTR1478	39	520	114
1000	Kawasaki	ZX-10R (ZX1002 EKFA,ELFA) Ninja KRT ABS <<< 520 Chain Conversion (Aluminium Rear)	19-20	JTF1516		17	JTA478BLK	39	520	114
1000	Kawasaki	ZX-10R (ZX1002 LMFAL, LNFAL) Ninja KRT ABS	21-22	JTF1537	JTF1537RB	17	JTR1489	41	525	116
1000	Kawasaki	ZX-10R (ZX1002 LMFAL, LNFAL) Ninja KRT ABS <<< 520 Chain Conversion	21-22	JTF1516		17	JTR1478	41	520	116
1000	Kawasaki	ZX-10R (ZX1002 LMFAL, LNFAL) Ninja KRT ABS <<< 520 Chain Conversion (Aluminium Rear)	21-22	JTF1516		17	JTA478BLK	41	520	116
1000	Kawasaki	ZX-10R (ZX1002) Ninja KRT ABS	23-24	JTF1537	JTF1537RB	17	JTR1489	41	525	116
1000	Kawasaki	ZX-10R (ZX1002) Ninja KRT ABS <<< 520 Chain Conversion	23-24	JTF1516		17	JTR1478	41	520	116
1000	Kawasaki	ZX-10R (ZX1002) Ninja KRT ABS <<< 520 Chain Conversion (Aluminium Rear)	23-24	JTF1516		17	JTA478BLK	41	520	116
1000	Kawasaki	ZX-10R SE (ZX1002 CJF)	18	JTF1537	JTF1537RB	17	JTR1489	39	525	114
1000	Kawasaki	ZX-10R SE (ZX1002 HKF,HLF)	19-20	JTF1537	JTF1537RB	17	JTR1489	39	525	114
1000	Kawasaki	ZX-10R SE Performance	17-19	JTF1537	JTF1537RB	17	JTR1489	39	525	114
1000	Kawasaki	ZX-10RR (ZX1000 ZHF,ZJF) Ninja ABS	17-18	JTF1537	JTF1537RB	17	JTR1489	39	525	114
1000	Kawasaki	ZX-10RR (ZX1000 ZHF,ZJF) Ninja ABS <<< 520 Chain Conversion	17-18	JTF1516		17	JTR1478	39	520	114
1000	Kawasaki	ZX-10RR (ZX1000 ZHF,ZJF) Ninja ABS <<< 520 Chain Conversion (Aluminium Rear)	17-18	JTF1516		17	JTA478BLK	39	520	114
1000	Kawasaki	ZX-10RR (ZX1002 GKF) Ninja	19	JTF1537	JTF1537RB	17	JTR1489	39	525	114
1000	Kawasaki	ZX-10RR (ZX1002 GKF) Ninja <<< 520 Chain Conversion	19	JTF1516		17	JTR1478	39	520	114
1000	Kawasaki	ZX-10RR (ZX1002 GKF) Ninja <<< 520 Chain Conversion (Aluminium Rear)	19	JTF1516		17	JTA478BLK	39	520	114
1000	Kawasaki	ZX-10RR (ZX1002NMFNL, NNSNN) Ninja	21-22	JTF1537	JTF1537RB	17	JTR1489	41	525	116
1000	Kawasaki	ZX-10RR (ZX1002NMFNL, NNSNN) Ninja <<< 520 Chain Conversion	21-22	JTF1516		17	JTR1478	41	520	116
1000	Kawasaki	ZX-10RR (ZX1002NMFNL, NNSNN) Ninja <<< 520 Chain Conversion (Aluminium Rear)	21-22	JTF1516		17	JTA478BLK	41	520	116
1000	Kawasaki	ZX-10RR (ZX1002NPFNN) Ninja	23	JTF1537	JTF1537RB	17	JTR1489	41	525	116
1000	Kawasaki	ZX-10RR (ZX1002NPFNN) Ninja <<< 520 Chain Conversion	23	JTF1516		17	JTR1478	41	520	116
1000	Kawasaki	ZX-10RR (ZX1002NPFNN) Ninja <<< 520 Chain Conversion (Aluminium Rear)	23	JTF1516		17	JTA478BLK	41	520	116
1000	Kawasaki	ZX-10RR (ZX1002TRFNN) Ninja	24	JTF1537	JTF1537RB	17	JTR1489	41	525	116
1000	Kawasaki	ZX-10RR (ZX1002TRFNN) Ninja <<< 520 Chain Conversion	24	JTF1516		17	JTR1478	41	520	116
1000	Kawasaki	ZX-10RR (ZX1002TRFNN) Ninja <<< 520 Chain Conversion (Aluminium Rear)	24	JTF1516		17	JTA478BLK	41	520	116
1000	Kawasaki	ZX1000 GDF Ninja 1000 USA	13	JTF1537	JTF1537RB	15	JTR1489	41	525	112
1000	Kawasaki	ZX1000 GDF Ninja 1000 <<< 520 Chain Conversion	13	JTF1516		15	JTR1478	41	520	112
1000	Kawasaki	ZX1000 GDF Ninja 1000 <<< 520 Chain Conversion (Aluminium Rear)	13	JTF1516		15	JTA478BLK	41	520	112
1000	Kawasaki	ZX1000 HDF,MEF,MFF,WHF,WJF,WKF Ninja 1000 USA ABS	13-19	JTF1537	JTF1537RB	15	JTR1489	41	525	112
1000	Kawasaki	ZX1000 HDF,MEF,MFF,WHF,WJF,WKF Ninja 1000 ABS <<< 520 Chain Conversion	13-19	JTF1516		15	JTR1478	41	520	112
1000	Kawasaki	ZX1000 HDF,MEF,MFF,WHF,WJF,WKF Ninja 1000 ABS <<< 520 Chain Conversion (Aluminium Rear)	13-19	JTF1516		15	JTA478BLK	41	520	112
1100	Kawasaki	GPZ1100 (ZX1100 B1)	81	JTF522		15	JTR501	41	630	98
1100	Kawasaki	GPZ1100 (ZX1100 B2)	82	JTF522		15	JTR501	40	630	98
1100	Kawasaki	GPZ1100 A1-A3 (ZX) Unitrack	83-85	JTF523		15	JTR501	41	630	100
1100	Kawasaki	GPZ1100 (ZX1100 E1-E3)	95-98	JTF1529	JTF1529RB	17	JTR502	45	530	112
1100	Kawasaki	GPZ1100 (ZX1100 F1 ABS)	96-98	JTF1529	JTF1529RB	17	JTR502	45	530	112
1100	Kawasaki	KZ1100 B1 (GPz) USA	81	JTF522		15	JTR501	41	630	98
1100	Kawasaki	KZ1100 B2 (GPz) USA	82	JTF522		15	JTR501	42	630	98
1100	Kawasaki	Z1100 R1	84-86	JTF522		15	JTR501	41	630	98

RB - OEM Technology Rubber Cushioned Front Sprocket

CC	Make	Model	Year	Front Sprocket			Rear		Chain	
				Normal	Special	T	Steel Sprocket	T	Pitch	Length
1100	Kawasaki	ZR1100 A1-A4,B1 Zephyr	91-97	JTF517		16	JTR502	48	530	116
1100	Kawasaki	ZR1100 Zephyr / RS	Japan 92-06	JTF517		16	JTR502	45	530	114
1100	Kawasaki	ZR1100 (ZRX1100 C1-C4,D1)	97-00	JTF1529	JTF1529RB	17	JTR502	45	530	110
1100	Kawasaki	ZX1100 A1-A2 (GPz)	USA 83-84	JTF523		15	JTR501	41	630	100
1100	Kawasaki	ZX1100 A2L (GPz)	USA 84	JTF523		15	JTR501	41	630	100
1100	Kawasaki	ZX1100 C1-C4 Ninja (ZX-11)	USA 90-93	JTF528		17	JTR502	45	530	110
1100	Kawasaki	ZX1100 D1-D9 Ninja (ZX-11)	USA 93-01	JTF517	JTF517RB	17	JTR502	45	530	110
1100	Kawasaki	ZX1100 E1-E3 (GPz)	USA 95-97	JTF1529	JTF1529RB	17	JTR502	45	530	112
1100	Kawasaki	ZX1100 F1 (ABS) (GPz)	USA 96	JTF1529	JTF1529RB	17	JTR502	45	530	112
1100	Kawasaki	ZZ-R1100 (ZX1100 C1-C3)	90-92	JTF528		17	JTR502	45	530	110
1100	Kawasaki	ZZ-R1100 (ZX1100 D1-D5)	93-97	JTF517	JTF517RB	17	JTR502	45	530	110
1100	Kawasaki	ZZ-R1100 (ZX1100 D6-D7)	98-99	JTF517	JTF517RB	17	JTR502	44	530	110
1100	Kawasaki	ZZ-R1100 (ZX1100 D8-D9)	00-01	JTF517	JTF517RB	17	JTR502	45	530	110
1100	Kawasaki	ZZ-R1100 D (ZX-11)	Japan 93-01	JTF517	JTF517RB	17	JTR502	44	530	110
1100	Kawasaki	ZZ-R1100 (ZX1100 D3-D6)	France 95-98	JTF517	JTF517RB	17	JTR502	44	530	110
1100	Kawasaki	ZZ-R1100 (ZX1100 D1-D7)	USA 93-99	JTF517	JTF517RB	17	JTR502	45	530	110
1200	Kawasaki	ZRX1200	01-04	JTF1529	JTF1529RB	17	JTR488	42	530	110
1200	Kawasaki	ZRX1200 R (ZR1200 A1-A5)	01-06	JTF1529	JTF1529RB	17	JTR488	42	530	110
1200	Kawasaki	ZRX1200 S (ZR1200S B1P,B2P,B3P)	01-06	JTF1529	JTF1529RB	17	JTR488	42	530	110
1200	Kawasaki	ZRX1200 R	Japan 01-08	JTF1529	JTF1529RB	17	JTR488	42	530	110
1200	Kawasaki	ZRX1200 S	Japan 01-08	JTF1529	JTF1529RB	17	JTR488	42	530	110
1200	Kawasaki	ZX-12R (ZX1200 A1,A2) Ninja	00-01	JTF517		18	JTR488	46	530	116
1200	Kawasaki	ZX-12R (ZX1200 B1,B2,B3,B4) Ninja	02-05	JTF517		18	JTR488	46	530	116
1200	Kawasaki	ZZ-R1200 (ZX1200 C1-C4) Ninja	02-05	JTF517	JTF517RB	17	JTR488	44	530	112
1400	Kawasaki	ZX-14 (ZX1400 A6F,A7F,A8F) Ninja	06-08	JTF517	JTF517RB	17	JTR1493	41	530	116
1400	Kawasaki	ZX-14 (ZX1400 C9F,CAF,CBF) Ninja	09-11	JTF517	JTF517RB	17	JTR1493	41	530	116
1400	Kawasaki	ZX-14R (ZX1400 ECF,EDF,EDFA,EEFA) Ninja	12-14	JTF517	JTF517RB	17	JTR1493	42	530	118
1400	Kawasaki	ZX-14R (ZX1400 FDF,FDFA,FEFA,FFF) Ninja ABS	13-15	JTF517	JTF517RB	17	JTR1493	42	530	118
1400	Kawasaki	ZX-14R (ZX1400 HGF,HHF,HJF,HKF,HLF) Ninja ABS	16-20	JTF517	JTF517RB	17	JTR1493	42	530	118
1400	Kawasaki	ZX-14R (ZX1400 JMFNN) Ninja ABS	21-22	JTF517	JTF517RB	17	JTR1493	42	530	118
1400	Kawasaki	ZX-14R (ZX1400 JPFNN) Ninja ABS	23	JTF517	JTF517RB	17	JTR1493	42	530	118
1400	Kawasaki	ZX-14R (ZX1400 JRFAN) Ninja 40th Anniversary Ed.	24	JTF517	JTF517RB	17	JTR1493	42	530	118
1400	Kawasaki	ZX-14R (ZX1400 JGF,JHF,JJF,JKF,JLF) Ninja ABS SE	16-20	JTF517	JTF517RB	17	JTR1493	42	530	118
1400	Kawasaki	ZZR1400 B6F,B7F,D8F,D9F,DAF,DBF	06-10	JTF517	JTF517RB	17	JTR1493	41	530	116
1400	Kawasaki	ZZR1400 CBF,ECF,EDF,EEF	11-14	JTF517	JTF517RB	17	JTR1493	42	530	118
1400	Kawasaki	ZZR1400 DBF,FCF,FD,FEF,FFF,HGF,HHF,JF,HKF,JKF (ABS)	11-19	JTF517	JTF517RB	17	JTR1493	42	530	118
1400	Kawasaki	ZZR1400 (ZX1400 HLF,JLF)	20	JTF517	JTF517RB	17	JTR1493	42	530	118
1400	Kawasaki	ZZR1400 (ZX1400 JMF,JNF,JPF)	21-23	JTF517	JTF517RB	17	JTR1493	42	530	118
1400	Kawasaki	ZZR1400 Special Edition	13	JTF517	JTF517RB	17	JTR1493	42	530	118
1400	Kawasaki	ZZR1400 Performance	11-12	JTF517	JTF517RB	17	JTR1493	41	530	118
1400	Kawasaki	ZZR1400 (ZX1400 FFFA,JGF,JHF,JJF) Performance Sport ABS	15-18	JTF517	JTF517RB	17	JTR1493	41	530	118

Keeway Road Bikes

125	Keeway	125i K-Light Euro 4	18-20	JTF920		15	JTR1010	41	428	134
125	Keeway	125 K-Light Euro 5	21-22	JTF920		15	JTR1010	41	428	134
125	Keeway	125 Strike	13-14	JTF785		13	JTR810	43	428	116
125	Keeway	125 Superlight Ltd Euro 4	17-20			17	JTR921	41	428	134
125	Keeway	125 Superlight Std Euro 4	17-20			17	JTR921	41	428	134
125	Keeway	125 Superlight Euro 5	21-21			17	JTR921	41	428	134
125	Keeway	RKF125 Euro 5	22-23	JTF785		13	JTR1010	46	428	124
125	Keeway	RKF125 LC Euro 4	18-20	JTF785		13	JTR1010	46	428	124
125	Keeway	RKF125 LC Euro 5	21-22	JTF785		13	JTR1010	46	428	124
125	Keeway	RKR125i Euro 4	18-20	JTF785		13	JTR1010	46	428	124
125	Keeway	RKS125 Euro 3	11-16	JTF785		13	JTR810	43	428	116
125	Keeway	RKS125 Sport Euro 3	11-16	JTF785		13	JTR810	43	428	128
125	Keeway	RKS125 Sport EFI Euro 4	17-20	JTF785		13		43	428	128
125	Keeway	RKS125 Std Euro 4	17-20	JTF785		13	JTR810	43	428	116
125	Keeway	RKV125 Euro 3	12-17	JTF785		13	JTR810	43	428	126
125	Keeway	RKV125i EFI Euro 4	17-20	JTF785		13	JTR810	43	428	126

CC	Make	Model	Year	Front Sprocket			Rear		Chain	
				Normal	Special	T	Steel Sprocket	T	Pitch	Length
125	Keeway	TX125 Euro 3	11-16	JTF785		13			428	130
125	Keeway	TX125 EFI Euro 4	17-20	JTF785		13		50	428	132
Kreidler Road Bikes										
125	Kreidler	125 Enduro DD (QM125GY-2B(BSD))	08-14	JTF426		15	JTR269	51	428	136
125	Kreidler	125 Enduro DD (QM125GY-2B(BSD)) 80 Kmh Version	08-11	JTF426		15	JTR269	56	428	140
125	Kreidler	125 Mustang	98-00	JTF259		16			428	126
125	Kreidler	125 Street DD (QM125-2D)	09-13	JTF426		15	JTR269	51	428	136
125	Kreidler	125 Street DD (QM125-2D) 80 Kmh Version	09-10	JTF426		15	JTR269	56	428	140
125	Kreidler	125 Supermoto DD (QM125GY-2B(ASD))	08-14	JTF426		15	JTR269	51	428	136
125	Kreidler	125 Supermoto DD (QM125GY-2B(ASD)) 80 Kmh Version	08-12	JTF426		15	JTR269	56	428	140
125	Kreidler	125 Supermoto DT	07-08	JTF426		15	JTR809	51	428	136
KSR Road Bikes										
125	KSR	125 GSR	15-19	JTF785		13			428	
125	KSR	125 TW SM / X	15-18	JTF785		13			428	134
KTM Road Bikes										
125	KTM	125 Duke	11-13	JTF1903		14	JTR273	45	520	112
125	KTM	125 Duke ABS	14-19	JTF1903		14	JTR890	45	520	112
125	KTM	125 Duke ABS	20	JTF1903		14	JTR890	45	520	118
125	KTM	125 Duke ABS	21	JTF1903		14	JTR890	45	520	118
125	KTM	125 Duke ABS	22	JTF1903		14	JTR890	45	520	118
125	KTM	125 Duke ABS	23	JTF1903		14	JTR890	45	520	118
125	KTM	125 Duke ABS	24			14	JTR890	45	520	118
125	KTM	125 RC ABS	14-19	JTF1903		14	JTR890	45	520	112
125	KTM	125 RC	20-24	JTF1903		14	JTR890	45	520	118
200	KTM	200 Duke	12-14	JTF1903		14	JTR273	42	520	110
200	KTM	200 Duke ABS	15-24	JTF1903		14	JTR890	42	520	110
200	KTM	200 RC	14-19	JTF1903		14	JTR890	42	520	110
200	KTM	200 RC	20-21	JTF1903		14	JTR890	42	520	118
200	KTM	200 RC	22-24	JTF1903		14		42	520	118
390	KTM	390 Adventure	20	JTF1908	JTF1908RB	15	JTR890	45	520	118
390	KTM	390 Adventure	21	JTF1908	JTF1908RB	15	JTR890	45	520	118
390	KTM	390 Adventure	22	JTF1908	JTF1908RB	15	JTR890	45	520	118
390	KTM	390 Adventure	23	JTF1908	JTF1908RB	15	JTR890	45	520	118
390	KTM	390 Adventure	24	JTF1908	JTF1908RB	15	JTR890	45	520	118
390	KTM	390 Duke ABS	13-19	JTF1908	JTF1908RB	15	JTR890	45	520	112
390	KTM	390 Duke ABS	20	JTF1908	JTF1908RB	15	JTR890	45	520	112
390	KTM	390 Duke ABS	21	JTF1908	JTF1908RB	15	JTR890	45	520	118
390	KTM	390 Duke ABS	22-23	JTF1908	JTF1908RB	15	JTR890	45	520	118
390	KTM	390 RC	14-19	JTF1908	JTF1908RB	15	JTR890	45	520	112
390	KTM	390 RC	20	JTF1908	JTF1908RB	15	JTR890	45	520	118
390	KTM	390 RC	21	JTF1908	JTF1908RB	15	JTR890	45	520	118
390	KTM	390 RC	22-24	JTF1908	JTF1908RB	15	JTR890	44	520	118
390	KTM	390 RC R	18	JTF1908	JTF1908RB	15	JTR890	45	520	112
620	KTM	620 Duke	95-98	JTF1902	JTF1902RB	17	JTR897	38	520	118
640	KTM	640 LC4 Duke II	00-03	JTF1902	JTF1902RB	17	JTR897	38	520	118
640	KTM	640 LC4 Duke II	04-06	JTF1902	JTF1902RB	17	JTR897	42	520	118
690	KTM	690 Duke	08-19	JTF1902	JTF1902RB	16	JTR897	40	520	118
690	KTM	690 Duke R	10-17	JTF1902	JTF1902RB	16	JTR897	40	520	118
690	KTM	690 Rally	09-10	JTF1902	JTF1902RB	17	JTR897	42	520	118
690	KTM	690 SM	07	JTF1902	JTF1902RB	15	JTR897	40	520	118
690	KTM	690 SM	08-09	JTF1902	JTF1902RB	17	JTR897	40	520	118
690	KTM	690 SM R	08-09	JTF1902	JTF1902RB	16	JTR897	40	520	118
690	KTM	690 SM Ltd. Ed.	10	JTF1902	JTF1902RB	16	JTR897	40	520	118
690	KTM	690 SMC	08-11	JTF1902	JTF1902RB	16	JTR897	42	520	118
690	KTM	690 SMC R	12-17	JTF1902	JTF1902RB	16	JTR897	42	520	118
690	KTM	690 SMC R	19-20	JTF1902	JTF1902RB	16	JTR897	42	520	118

RB - OEM Technology Rubber Cushioned Front Sprocket

CC	Make	Model	Year	Front Sprocket			Rear		Chain	
				Normal	Special	T	Steel Sprocket	T	Pitch	Length
690	KTM	690 SMC R	21	JTF1902	JTF1902RB	16	JTR897	42	520	118
690	KTM	690 SMC R	22	JTF1902	JTF1902RB	16	JTR897	42	520	118
690	KTM	690 SMC R	23	JTF1902	JTF1902RB	16	JTR897	42	520	118
690	KTM	690 SMC R	24	JTF1902	JTF1902RB	16	JTR897	42	520	118
799	KTM	790 Adventure	19-24	JTF1902	JTF1902RB	16	JTR897	45	520	118
799	KTM	790 Adventure R	19-24	JTF1902	JTF1902RB	16	JTR897	45	520	118
799	KTM	790 Adventure R Rally	20	JTF1902	JTF1902RB	16	JTR897	45	520	118
799	KTM	790 Duke	18-19	JTF1902	JTF1902RB	16	JTR897	41	520	116
799	KTM	790 Duke	20	JTF1902	JTF1902RB	16	JTR897	41	520	118
799	KTM	790 Duke	23	JTF1902	JTF1902RB	16	JTR897	41	520	118
799	KTM	790 Duke	24	JTF1902	JTF1902RB	16	JTR897	41	520	116
799	KTM	790 Duke L	18-19	JTF1902	JTF1902RB	16	JTR897	41	520	116
799	KTM	790 Duke L	20-23	JTF1902	JTF1902RB	16	JTR897	41	520	118
799	KTM	790 Duke L	24	JTF1902	JTF1902RB	16	JTR897	41	520	116
890	KTM	890 Duke	21	JTF1902	JTF1902RB	16	JTR897	41	520	118
890	KTM	890 Duke	22	JTF1902	JTF1902RB	16	JTR897	41	520	118
890	KTM	890 Duke GP	22	JTF1902	JTF1902RB	16	JTR897	41	520	118
890	KTM	890 Duke L	21	JTF1902	JTF1902RB	16	JTR897	41	520	118
890	KTM	890 Duke R	20	JTF1902	JTF1902RB	16	JTR897	41	520	118
890	KTM	890 Duke R	21	JTF1902	JTF1902RB	16	JTR897	41	520	118
890	KTM	890 Duke R	22	JTF1902	JTF1902RB	16	JTR897	41	520	118
890	KTM	890 Duke R	23	JTF1902	JTF1902RB	16	JTR897	41	520	118
890	KTM	890 Duke R CKD	23	JTF1902	JTF1902RB	16	JTR897	41	520	118
890	KTM	890 Adventure	21	JTF1902	JTF1902RB	16	JTR897	45	520	118
890	KTM	890 Adventure	22	JTF1902	JTF1902RB	16	JTR897	45	520	118
890	KTM	890 Adventure	23	JTF1902	JTF1902RB	16	JTR897	45	520	118
890	KTM	890 Adventure	24	JTF1902	JTF1902RB	16	JTR897	45	520	118
890	KTM	890 Adventure L	21	JTF1902	JTF1902RB	16	JTR897	45	520	118
890	KTM	890 Adventure L	22	JTF1902	JTF1902RB	16	JTR897	45	520	118
890	KTM	890 Adventure R	21	JTF1902	JTF1902RB	16	JTR897	45	520	118
890	KTM	890 Adventure R	22	JTF1902	JTF1902RB	16	JTR897	45	520	118
890	KTM	890 Adventure R	23	JTF1902	JTF1902RB	16	JTR897	45	520	118
890	KTM	890 Adventure R	24	JTF1902	JTF1902RB	16	JTR897	45	520	118
890	KTM	890 Adventure R Rally	21-24	JTF1902	JTF1902RB	16	JTR897	45	520	118
890	KTM	890 RC 8R	22	JTF1902	JTF1902RB	16		41	520	120
890	KTM	890 RC 8C	24	JTF1902	JTF1902RB	16			520	120
890	KTM	890 SMT	24	JTF1902	JTF1902RB	16	JTR897	43	520	118
950	KTM	950 LC8 Adventure	03-06	JTF1904	JTF1904RB	17	JTR899	42	525	118
950	KTM	950 LC8 Adventure S	04-06	JTF1904	JTF1904RB	17	JTR899	42	525	118
950	KTM	950 Super Enduro R	06-10	JTF1904	JTF1904RB	16	JTR899	45	525	118
950	KTM	950 LC8 Supermoto	06-09	JTF1904	JTF1904RB	17	JTR898	41	525	118
950	KTM	950 LC8 Supermoto R	07-08	JTF1904	JTF1904RB	17	JTR898	41	525	118
990	KTM	990 Adventure	05-09	JTF1904	JTF1904RB	17	JTR899	42	525	118
990	KTM	990 Adventure	10-13	JTF1904	JTF1904RB	16	JTR899	42	525	118
990	KTM	990 Adventure R	10-13	JTF1904	JTF1904RB	16	JTR899	42	525	118
990	KTM	990 Adventure S	06-08	JTF1904	JTF1904RB	17	JTR899	42	525	118
990	KTM	990 Duke	24	JTF1902	JTF1902RB	16	JTR897	43	520	116
990	KTM	990 Superduke	05-12	JTF1904	JTF1904RB	17	JTR898	38	525	118
990	KTM	990 Superduke R	10-11	JTF1904	JTF1904RB	17	JTR898	38	525	118
990	KTM	990 Superduke R	12-13	JTF1904	JTF1904RB	16	JTR898	38	525	118
990	KTM	990 Supermoto	08-10	JTF1904	JTF1904RB	17	JTR898	41	525	118
990	KTM	990 SM R	10-14	JTF1904	JTF1904RB	17	JTR898	41	525	118
990	KTM	990 SM T	10-13	JTF1904	JTF1904RB	17	JTR898	41	525	118
1050	KTM	1050 Adventure	15-16	JTF1904	JTF1904RB	17	JTR899	42	525	118
1090	KTM	1090 Adventure	17-18	JTF1904	JTF1904RB	17	JTR899	42	525	118
1090	KTM	1090 Adventure R	17-19	JTF1904	JTF1904RB	17	JTR899	42	525	118
1090	KTM	1090 Adventure S	19	JTF1904	JTF1904RB	17	JTR899	42	525	118
1090	KTM	1090 L Adventure L	17-19	JTF1904	JTF1904RB	17	JTR899	42	525	118
1190	KTM	1190 RC8	08-09	JTF1904	JTF1904RB	17	JTR898	37	525	118

CC	Make	Model	Year	Front Sprocket			Rear		Chain	
				Normal	Special	T	Steel Sprocket	T	Pitch	Length
1190	KTM	1190 RC8	10-11	JTF1904	JTF1904RB	17	JTR898	38	525	118
1190	KTM	1190 RC8 R	10	JTF1904	JTF1904RB	17	JTR898	37	525	118
1190	KTM	1190 RC8 R	11-15	JTF1904	JTF1904RB	17	JTR898	38	525	118
1190	KTM	1190 RC8 R Akropovic Ltd. Ed.	10	JTF1904	JTF1904RB	17	JTR898	37	525	118
1190	KTM	1190 RC8 R Red Bull Ltd Ed.	10	JTF1904	JTF1904RB	17	JTR898	37	525	118
1190	KTM	1190 RC8 R Track	11-13	JTF1904	JTF1904RB	17	JTR898	38	525	118
1190	KTM	1190 Adventure	13-16	JTF1904	JTF1904RB	17	JTR899	42	525	118
1190	KTM	1190 Adventure R	13-16	JTF1904	JTF1904RB	17	JTR899	42	525	118
1290	KTM	1290 Superadventure	15-16	JTF1904	JTF1904RB	17	JTR899	42	525	118
1290	KTM	1290 Superadventure R	17-19	JTF1904	JTF1904RB	17	JTR899	42	525	118
1290	KTM	1290 Superadventure R	20	JTF1904	JTF1904RB	17	JTR899	42	525	118
1290	KTM	1290 Superadventure R	21	JTF1904	JTF1904RB	17	JTR899	42	525	118
1290	KTM	1290 Superadventure R	22	JTF1904	JTF1904RB	17	JTR899	42	525	118
1290	KTM	1290 Superadventure R	23	JTF1904	JTF1904RB	17	JTR899	42	525	118
1290	KTM	1290 Superadventure R	24	JTF1904	JTF1904RB	17	JTR899	42	525	118
1290	KTM	1290 Superadventure S	17-19	JTF1904	JTF1904RB	17	JTR899	42	525	118
1290	KTM	1290 Superadventure S	20	JTF1904	JTF1904RB	17	JTR899	42	525	118
1290	KTM	1290 Superadventure S	21	JTF1904	JTF1904RB	17	JTR899	42	525	118
1290	KTM	1290 Superadventure S	22	JTF1904	JTF1904RB	17	JTR899	42	525	118
1290	KTM	1290 Superadventure S	23	JTF1904	JTF1904RB	17	JTR899	42	525	118
1290	KTM	1290 Superadventure S	24	JTF1904	JTF1904RB	17	JTR899	42	525	118
1290	KTM	1290 Superadventure T	17	JTF1904	JTF1904RB	17	JTR899	42	525	118
1290	KTM	1290 Superadventure T	18	JTF1904	JTF1904RB	17	JTR899	42	525	118
1290	KTM	1290 Superduke	14-15	JTF1904	JTF1904RB	17	JTR893	38	525	112
1290	KTM	1290 Superduke R	16-19	JTF1904	JTF1904RB	17	JTR893	38	525	112
1290	KTM	1290 Superduke R	20	JTF1904	JTF1904RB	17	JTR893	38	525	112
1290	KTM	1290 Superduke R	21	JTF1904	JTF1904RB	17	JTR893	38	525	112
1290	KTM	1290 Superduke R	22	JTF1904	JTF1904RB	17	JTR893	38	525	112
1290	KTM	1290 Superduke R	23	JTF1904	JTF1904RB	17	JTR893	38	525	112
1290	KTM	1290 Superduke R EVO	22	JTF1904	JTF1904RB	17	JTR893	38	525	112
1290	KTM	1290 Superduke R EVO	23	JTF1904	JTF1904RB	17	JTR893	38	525	112
1290	KTM	1290 Superduke RR	21-23	JTF1904	JTF1904RB	17	JTR893	38	525	112
1290	KTM	1290 Superduke GT	16-19	JTF1904	JTF1904RB	17	JTR893	38	525	112
1290	KTM	1290 Superduke GT	20	JTF1904	JTF1904RB	17	JTR893	38	525	112
1290	KTM	1290 Superduke GT	21	JTF1904	JTF1904RB	17	JTR893	38	525	112
1290	KTM	1290 Superduke GT	22	JTF1904	JTF1904RB	17	JTR893	38	525	112
1290	KTM	1290 Superduke GT	23	JTF1904	JTF1904RB	17	JTR893	38	525	112
1290	KTM	1290 Superduke GT	24	JTF1904	JTF1904RB	17	JTR893	38	525	112
1300	KTM	1300 Brabus R	22-23	JTF1904	JTF1904RB	17	JTR893	38	525	118
1390	KTM	1390 Superduke R EVO	24	JTF1904	JTF1904RB	17	JTR893	38	525	118

Kymco Road Bikes

110	Kymco	110 Active	Greece / SE Asia	03-06	JTF274		14	JTR263	36	428	108
110	Kymco	110 Visa-R	Greece / SE Asia	12-	JTF273		14	JTR263	36	428	108
110	Kymco	110 Visa-R <<< 420 Chain Conversion	Greece / SE Asia	12-	JTF249		14	JTR257	36	420	108
125	Kymco	125 Hipster		01-04	JTF264		16	JTR269	41	428	124
125	Kymco	125 Jetix	Greece / SE Asia	12-	JTF273		14	JTR263	39	428	114
125	Kymco	125 Jetix <<< 420 Chain Conversion	Greece / SE Asia	12-	JTF249		14	JTR257	39	420	114
125	Kymco	125 Nexxon	Greece / SE Asia	07-09	JTF273		14	JTR263	36	428	108
125	Kymco	125 Pulsar		01-05	JTF264		15	JTR269	39	428	126
125	Kymco	125 Pulsar II		08-10	JTF264		15	JTR269	41	428	
125	Kymco	125 Spike	Greece / SE Asia	04-07	JTF274		14	JTR269	41	428	120
125	Kymco	125 Stryker		99-05	JTF264		16	JTR269	46	428	126

RB - OEM Technology Rubber Cushioned Front Sprocket

CC	Make	Model	Year	Front Sprocket			Rear		Chain		
				Normal	Special	T	Steel Sprocket	T	Pitch	Length	
125	Kymco	125 STR	Greece / SE Asia	10-	JTF264		15	JTR1206	42	428	112
125	Kymco	125 Quannon		06-07	JTF1264		15		42	428	
125	Kymco	125 Zing		97-01	JTF264		16	JTR269	41	428	124
125	Kymco	125 Zing II		08-15	JTF1264		15			428	
150	Kymco	150 STR	Greece / SE Asia	10-	JTF259		15	JTR263	41	428	110
250	Kymco	250 Venox		04-09	JTF1043		14	JTR1075	39	520	110

Malaguti Road Bikes

50	Malaguti	50 Drakon		05-08	JTF1120		11		48	420	126
50	Malaguti	50 XSM		03-	JTF1120		11	JTR1131	45	420	124
50	Malaguti	50 XTM		03-	JTF1120		11	JTR1131	48	420	126
125	Malaguti	125 X3M Enduro		07-08	JTF1263		14	JTR1134	50	428	
125	Malaguti	125 X3M Motard		07-08	JTF1263		14	JTR1134	48	428	

MBK Road Bikes

50	MBK	50 X-Limit SM		97-98	JTF1120		12	JTR832	52	420	
50	MBK	50 X-Limit SM		99-01	JTF1120		12		52	420	128
50	MBK	50 X-Limit SM		02	JTF1120		12	JTR1131	50	420	
50	MBK	50 X-Limit SM		03-06	JTF1120		11	JTR1131	48	420	126
50	MBK	50 X-Limit SM		07-11	JTF1120		11	JTR1131	60	420	132
50	MBK	50 X-Limit		03-06	JTF1120		11	JTR1131	50	420	126
50	MBK	50 X-Power		00-02	JTF1120		12	JTR1078	47	420	132
50	MBK	50 X-Power		03-06	JTF1120		11	JTR1078	47	420	132
50	MBK	50 X-Power		07-11	JTF1120		11	JTR1078	60	420	138

Modenas Road Bikes

115	Modenas	115 Kriss II	Greece / SE Asia	99-04	JTF505		14	JTR802	42	428	108
125	Modenas	125 Dynamic	Greece / SE Asia	05-08	JTF273		14	JTR468	39	428	122
125	Modenas	125 Kriss	Greece / SE Asia	13-15	JTF505		15	JTR802	41	428	108
125	Modenas	125 Kristar	Greece / SE Asia	07-10	JTF505		14	JTR468	42	428	108
135	Modenas	135 GT	Greece / SE Asia		JTF505		14	JTR468	42	428	108
135	Modenas	135 X-cite	Greece / SE Asia	08-11	JTF505		14	JTR468	42	428	108

Moto Morini Road Bikes

650	Moto Morini	650 Siemmezzo SCR		23-24	JTF565	JTF565RB	14		46	520	118
650	Moto Morini	650 Siemmezzo STR		23-24	JTF565	JTF565RB	14		46	520	118
650	Moto Morini	650 X-Cape		23-24	JTF565	JTF565RB	14		46	520	118

Motor Hispania Road Bikes

50	M. Hispania	50 Furia Enduro / SM		05-10	JTF1120		11	JTR1131	52	420	126
50	M. Hispania	50 RYZ Enduro		05-10	JTF1120		11	JTR1131	52	420	126
50	M. Hispania	50 RYZ SM		05-10	JTF1120		11		52	420	126
50	M. Hispania	50 RX		05-09	JTF1120		11	JTR1133	52	420	128
50	M. Hispania	50 RX R		08-09	JTF1120		11		52	420	128
50	M. Hispania	50 RX R		10-13	JTF1120		11		60	420	134
50	M. Hispania	125 Duna Enduro / Trail / SM		09-10	JTF1550		14	JTR1134	52	428	128
50	M. Hispania	125 MH7 LC		09-10	JTF548		14		52	428	128
50	M. Hispania	125 MH7 AC		09-10	JTF1550		14		48	428	126
50	M. Hispania	125 RX R		09-10	JTF548		14		52	428	128
50	M. Hispania	125 KN1		10	JTF548		14		52	428	122

MuZ Road Bikes

600	MuZ	600 Sport Cup	France	97-98	JTF577	JTF577RB	15	JTR18	39	520	108
660	MuZ	660 Baghira		97-03	JTF577	JTF577RB	15	JTR857	45	520	116
660	MuZ	660 Mastiff		97-03	JTF577	JTF577RB	15	JTR857	43	520	110
660	MuZ	660 Scorpion Replica		95-99	JTF577	JTF577RB	15		39	520	108

CC	Make	Model	Year	Front Sprocket			Rear		Chain	
				Normal	Special	T	Steel Sprocket	T	Pitch	Length
660	MuZ	660 Scorpion Sport	95-99	JTF577	JTF577RB	15	JTR18	39	520	108
660	MuZ	660 Scorpion Tour	95-02	JTF577	JTF577RB	15	JTR18	43	520	114
660	MuZ	660 Scorpion Traveller	95-02	JTF577	JTF577RB	15	JTR18	43	520	108
660	MuZ	660 Tour	France 97-98	JTF577	JTF577RB	15	JTR18	43	520	110
660	MuZ	660 Trouper	France 97-98	JTF577	JTF577RB	15	JTR18	39	520	108
1000	MuZ	1000 S	03			17	JTR479	43	530	108
1000	MuZ	1000 SF	05			16	JTR479	45	530	

Peugeot Road Bikes

50	Peugeot	50 XP6	98-06	JTF1120		12	JTR1131	52	420	
50	Peugeot	50 XP6 SM	02-03	JTF1120		12	JTR1131	52	420	126
50	Peugeot	50 XP6 SM Street	03-04	JTF1120		12			420	126
50	Peugeot	XPS50 T	04-06	JTF1120		12	JTR1131	52	420	
50	Peugeot	XPS50 SM	04-09	JTF1120		11	JTR1131	52	420	
50	Peugeot	50 XR6	01	JTF1120		11	JTR1131	52	420	128
50	Peugeot	50 XR6	02-06	JTF1120		12	JTR1133	52	420	128
110	Peugeot	110 Vox	13	JTF273		14	JTR263	36	428	
125	Peugeot	125 XPS CT	05-07	JTF1263		14	JTR1134	48	428	124

Rieju Road Bikes

50	Rieju	50 MRT	09-22	JTF1120		11	JTR1131	52	420	132
50	Rieju	50 MRT Supermotard / Pro	09-22	JTF1120		11	JTR1131	52	420	132
50	Rieju	50 MRX/SMX (2002 - June 2004)	02-04	JTF1120		12	JTR1131	48	420	124
50	Rieju	50 MRX/SMX (July 2004 - 2006)	04-08	JTF1120		11	JTR1131	52	420	126
50	Rieju	50 MRX Pro (2002 - June 2004)	02-04	JTF1120		12	JTR1131	48	420	124
50	Rieju	50 MRX Pro (July 2004 - 2005)	04-05	JTF1120		11	JTR1131	52	420	
50	Rieju	50 Naked	04-09	JTF1120		11	JTR1077	47	420	126
50	Rieju	50 Tango	07-22	JTF1120		11	JTR1076	52	420	126
50	Rieju	50 Tango Motard	09-11	JTF1120		11		52	420	128
50	Rieju	50 Spike	02	JTF1120		12	JTR1076	48	420	
50	Rieju	50 Spike	03-05	JTF1120		12	JTR1076	52	420	
50	Rieju	50 Spike X	06-22	JTF1120		11	JTR1076	52	420	
50	Rieju	50 RS2	09	JTF1120		11	JTR1077	47	420	126
50	Rieju	50 RS2 Matrix	03	JTF1120		13	JTR1077	47	420	128
50	Rieju	50 RS2 Matrix	04-10	JTF1120		11	JTR1077	47	420	126
50	Rieju	50 RS2 Pro	09	JTF1120		11	JTR1077	47	420	126
50	Rieju	50 RS3 Matrix / Pro	11-17	JTF1120		11	JTR1131	47	420	126
50	Rieju	50 RR	99-02	JTF1120		12	JTR1132	48	420	124
125	Rieju	125 Marathon Pro	09-20	JTF1550		14	JTR1134	56	428	136
125	Rieju	125 Marathon Pro Supermotard	09-20	JTF1550		14	JTR1134	56	428	136
125	Rieju	125 RS2 Naked	06-09	JTF1263		14	JTR1081	46	428	126
125	Rieju	125 RS2 Matrix	06-09	JTF1263		14	JTR1081	46	428	126
125	Rieju	125 RS2 Pro	07-10	JTF1263		14	JTR1081	46	428	126
125	Rieju	125 RS3	10-15	JTF1263		14	JTR1134	48	428	128
125	Rieju	125 RS3 Naked	10-15	JTF1263		14	JTR1134	48	428	128
125	Rieju	125 SMX	05-08	JTF1263		14	JTR1134	48	428	126
125	Rieju	125 Tango	06-23	JTF1263		14	JTR1134	48	428	126
125	Rieju	125 Tango Pro	07-10	JTF1263		14	JTR1134	48	428	126

Royal Enfield Bikes

350	Royal Enfield	350 Classic	21-24	JTF1022		15	JTR2023	42	520	104
350	Royal Enfield	350 Meteor	21-24	JTF1022		15	JTR2023	42	520	104
411	Royal Enfield	411 Himalayan ABS	16-24	JTF1025		15	JTR2022	38	525	110
411	Royal Enfield	411 Scram	22-24	JTF1025		15	JTR2022	38	525	110
650	Royal Enfield	650 Continental	19-24	JTF1025		15	JTR2025	38	525	100

RB - OEM Technology Rubber Cushioned Front Sprocket

CC	Make	Model	Year	Front Sprocket			Rear		Chain		
				Normal	Special	T	Steel Sprocket	T	Pitch	Length	
650	Royal Enfield	650 Interceptor	19-24	JTF1025		15	JTR2025	38	525	100	
Suzuki Road Bikes											
50	Suzuki	A50		JTF563		14	JTR801	37	420	106	
50	Suzuki	AC50	Norway	JTF563		13	JTR801	39	420	106	
50	Suzuki	AP50	France	JTF563		12	JTR801	38	420	106	
50	Suzuki	AP50	75-78	JTF563		14	JTR801	37	420	106	
50	Suzuki	APX50 Auto	France	JTF429		12	JTR801	49	420	114	
50	Suzuki	APX50 Auto	France	85-89	JTF429		12	JTR801	49	420	118
50	Suzuki	DR50		JTF563		12	JTR801	43	420	98	
50	Suzuki	ER21 50	France	JTF563		14	JTR801	49	420	114	
50	Suzuki	FM50 A Landy	Greece	80-98	JTF429		14	JTR801	32	420	94
50	Suzuki	FR50		75-86	JTF563		13	JTR801	36	420	104
50	Suzuki	GSX-R50 (RB50 H)		88	JTF563		14	JTR801	37	420	100
50	Suzuki	GT50	France		JTF563		15	JTR801	32	420	96
50	Suzuki	GT50 KB,KN,KX		77-80	JTF563		12	JTR801	47	420	112
50	Suzuki	OR50 E-N,T		79-80	JTF563		13	JTR801	43	420	98
50	Suzuki	PV50	Norway	92-	JTF563		13	JTR801	30	420	88
50	Suzuki	PV50	Finland	81-93	JTF563		13	JTR801	35	420	88
50	Suzuki	PV50	Finland	94-00	JTF563		14	JTR801	35	420	88
50	Suzuki	RG50 EW1-4,EWH,EWWH,EWJ,EWCJ/L	Japan	90-91	JTF413		12	JTR801	43	420	126
50	Suzuki	RV50	France		JTF563		15	JTR801	32	420	96
50	Suzuki	RV50 C			JTF563		14	JTR801	32	420	
50	Suzuki	RV50 K,LM,A			JTF563		13	JTR801	38	420	
50	Suzuki	RV50 X / D Van Van		15-16	JTF563		15	JTR801	32	420	98
50	Suzuki	TS50 ERK,N,T,X	Germany	79-81	JTF563		11	JTR801	50	420	114
50	Suzuki	TS50 ERN,T,X,Z,K		80-84	JTF563		12	JTR801	49	420	114
50	Suzuki	TS50 ER	Norway	80-83	JTF563		12	JTR801	54	420	116
50	Suzuki	TS50 KC,KM		79	JTF563		12	JTR801	45	420	112
50	Suzuki	TS50 KN		79	JTF563		12	JTR801	47	420	112
50	Suzuki	TS50 W 2-4	SA11A Japan	86	JTF413		12		420	120	
50	Suzuki	TSX50 (TS50XK-N,P,R)	Germany	92-96	JTF413		12	JTR801	54	420	126
50	Suzuki	TSX50 (TS50XK-)		84-00	JTF413		12	JTR801	51	420	124
50	Suzuki	ZR50 K-N,X		80-84	JTF563		12	JTR801	45	420	112
50	Suzuki	ZR50 K/N (X1E)	Germany	79-81	JTF563		10	JTR801	45	420	110
50	Suzuki	ZR50 X1	Norway	80-	JTF562		10	JTR801	44	420	112
50	Suzuki	ZR50 SL	Norway	83-	JTF563		11	JTR801	47	420	112
50	Suzuki	ZR50 SK	Norway	82-	JTF563		11	JTR801	48	420	112
50	Suzuki	ZR50 SK-E,F,X,H		84-88	JTF563		11	JTR801	46	420	112
50	Suzuki	ZR50 SL GT Chopper	France		JTF429		12	JTR801	45	420	112
50	Suzuki	ZRS 50 RG	France		JTF429		12	JTR801	46	420	112
70	Suzuki	FR70		75-87	JTF563		14	JTR801	34	420	112
75	Suzuki	TS75 M/A/B	USA	75-77	JTF563		15	JTR801	42	420	110
80	Suzuki	FR80 B			JTF563		14	JTR801	34	420	104
80	Suzuki	FR80 N,Z,D			JTF563		14	JTR801	34	420	106
80	Suzuki	GT80 E,X3		81-82	JTF428		14	JTR802	40	428	110
80	Suzuki	GT80 L,X		81-82	JTF428		14	JTR802	38	428	110
80	Suzuki	RG80			JTF428		15	JTR802	43	428	112
80	Suzuki	RG80 C-F/M Gamma	NC11A Germany	85-94	JTF1425		15	JTR810	49	428	130
80	Suzuki	RG80 Gamma		86-87	JTF1425		14	JTR810	47	428	132
80	Suzuki	RG80		88-93	JTF1425		14	JTR810	48	428	130
80	Suzuki	TS80 ER,X,Z		81-82	JTF428		14	JTR802	42	428	114
80	Suzuki	TS80 ER,X,Z	Germany	81-82	JTF428		14	JTR802	41	428	114
80	Suzuki	TS80 ER,X,Z	France	81-82	JTF428		14	JTR802	45	428	112
80	Suzuki	TSX80 E,G (TS80X)		84-85	JTF1425		14	JTR802	42	428	120
80	Suzuki	TSX80 R-E,G,H (TS80X)	France	84-87	JTF1425		14	JTR802	43	428	122
90	Suzuki	RV90 M,A,B		73-77	JTF1425		15	JTR802	46	428	110
90	Suzuki	TC90 R	USA	71				JTR810	47		

CC	Make	Model	Year	Front Sprocket			Rear		Chain		
				Normal	Special	T	Steel Sprocket	T	Pitch	Length	
90	Suzuki	TS90 R Honcho	USA	71	JTF1263		14	JTR810	51	428	114
90	Suzuki	TC90 J	USA	72				JTR810	51	428	114
90	Suzuki	TS90 J Rover	USA	72	JTF1263		14	JTR802	51	428	
100	Suzuki	A100 All			JTF1425		14	JTR802	37	428	108
100	Suzuki	DR100 K,L	Australia	89-90	JTF426		13	JTR804	42	428	112
100	Suzuki	DS100 C,N,T,X	USA	78-81	JTF1263		14	JTR809	44	428	114
100	Suzuki	GP100 C,UC		78-80	JTF1425		15	JTR802	46	428	120
100	Suzuki	GP100 N,UN		79-80	JTF1425		15	JTR802	46	428	120
100	Suzuki	GP100 UX,X,D,ED			JTF1425		15	JTR802	46	428	120
100	Suzuki	GP100 UX			JTF1425		15	JTR802	42	428	118
100	Suzuki	GP100 ED,UD			JTF1425		15	JTR802	42	428	118
100	Suzuki	GT100	Norway	76	JTF418		14	JTR802	51	428	120
100	Suzuki	TS100		73-77	JTF416		14	JTR809	44	428	114
100	Suzuki	TS100 K,L,M		77-79	JTF416		13	JTR809	49	428	124
100	Suzuki	TS100 ER-N,T,X		79-82	JTF416		14	JTR809	44	428	114
100	Suzuki	TS100 ERZ		82-84	JTF416		14	JTR804	44	428	118
100	Suzuki	TS100 ERZ		82-84	JTF416		14	JTR804	45	428	120
100	Suzuki	TS100 ER	Norway	81-	JTF418		14	JTR809	49	428	122
110	Suzuki	DR-Z110 K3,K4		03-04	JTF249		14	JTR801	33	420	86
110	Suzuki	DR-Z110 K5		05	JTF249		14	JTR801	33	420	86
110	Suzuki	110 Shogun	Greece / SE Asia		JTF428		14	JTR802	35	428	100
120	Suzuki	B120		71-77	JTF1425		14	JTR810	31	428	106
120	Suzuki	RGV120	Greece		JTF428		13	JTR802	42	428	126
125	Suzuki	DR125 S	SF42A	80-85	JTF426		14	JTR809	47	428	122
125	Suzuki	DR125 S Raider	SF44A	85-94	JTF409		16	JTR809	53	428	134
125	Suzuki	DR125 Z,D,E	USA	82-84	JTF426		14	JTR809	47	428	122
125	Suzuki	DR125 G,H,J	USA	86-88	JTF409		16	JTR809	53	428	134
125	Suzuki	DR125 SE R/S/T/V/W/X/Y		94-00	JTF409		16	JTR809	53	428	134
125	Suzuki	DR125 SM		08-13	JTF1263		16	JTR805	50	428	130
125	Suzuki	FL125 SDW-K7,K8,K9 Address		07-09	JTF273		14	JTR802	34	428	100
125	Suzuki	FX125	Greece / SE Asia		JTF410		14	JTR802	44	428	122
125	Suzuki	GN125 Z/D	USA	82-83	JTF426		14	JTR810	42	428	114
125	Suzuki	GN125 E-M/N/P/R/S/T/V		92-98	JTF426		14	JTR810	42	428	114
125	Suzuki	GN125	NF41A	France	92-98	JTF426	14	JTR810	41	428	114
125	Suzuki	GN125 R (80 Kmh Version)		Germany	94-96	JTF426	12	JTR810	42	428	114
125	Suzuki	GN125		Germany	97-99	JTF410	14	JTR810	41	428	124
125	Suzuki	GN125			99-00	JTF426	14	JTR810	42	428	124
125	Suzuki	GP125 All		80-89	JTF1425		15	JTR810	41	428	118
125	Suzuki	GS125 (Drum Brake)		79-82	JTF426		14	JTR810	42	428	116
125	Suzuki	GS125 ES (Disc Brake)		83-96	JTF426		14	JTR810	43	428	116
125	Suzuki	GS125 ES		97-00	JTF426		14	JTR810	43	428	124
125	Suzuki	GS125		Germany	97-98	JTF410	14	JTR810	43	428	
125	Suzuki	GSX-R125		17-19	JTF1425		14	JTR803	45	428	122
125	Suzuki	GSX-R125		20-23	JTF1425		14	JTR803	45	428	122
125	Suzuki	GSX-R125		24	JTF1425		14	JTR803	45	428	122
125	Suzuki	GSX-S125		17-19	JTF1425		14	JTR803	45	428	122
125	Suzuki	GSX-S125		20-23	JTF1425		14	JTR803	45	428	122
125	Suzuki	GSX-S125		24	JTF1425		14	JTR803	45	428	122
125	Suzuki	GT125 M			JTF1425		14	JTR810	47	428	124
125	Suzuki	GT125 A,B,C,N,L		74-81	JTF416		13	JTR810	50	428	122
125	Suzuki	GZ125 Marauder		98-11	JTF410		15	JTR1794	45	428	132
125	Suzuki	GZ125 Marauder (80 Kmh Version)		Germany	98-06	JTF410	14	JTR1794	45	428	132
125	Suzuki	RG125 UC-G,H,J,K,L,M,N (12BHP)		86-92	JTF1425		15	JTR810	42	428	128
125	Suzuki	RG125 FU-N,P,R Wolf	NF13B,E	92-94	JTF425		16	JTR1806	47	428	130
125	Suzuki	RG125 FU-N,P,R Wolf <<< 520 Chain Conversion	NF13B,E	92-94	JTF422		14	JTR1825	41	520	

CC	Make	Model	Year	Front Sprocket			Rear		Chain			
				Normal	Special	T	Steel Sprocket	T	Pitch	Length		
125	Suzuki	RG125 FU-N Race Replica	92	JTF425		16	JTR1806	47	428	130		
125	Suzuki	RG125 FU-P,R,S,T Race Replica	93-96	JTF425		16	JTR1806	47	428	132		
125	Suzuki	RV125		JTF1425		15	JTR810	50	428	124		
125	Suzuki	RV125 K3-K6 Van Van	03-06	JTF1425		15	JTR1796	51	428	134		
125	Suzuki	RV125 K7-K9,L0-L6 Van Van	07-16	JTF1425		15	JTR1796	49	428	134		
125	Suzuki	SP125 Z,D	USA	82-83	JTF426		14	JTR809	47	428	122	
125	Suzuki	SP125 G,H,J	USA	86-88	JTF409		16	JTR809	53	428	134	
125	Suzuki	TC125 J,K,L,M,A,B	USA	73-77	JTF422		12	JTR811	39	520	94	
125	Suzuki	TF125		81-	JTF1263		13	JTR809	53	428	118	
125	Suzuki	TS125 K,L,M,A,B,C		73-77	JTF1425		15	JTR809	50	428	118	
125	Suzuki	TS125 C,ER-N,T,X		78-82	JTF1425		15	JTR809	44	428	114	
125	Suzuki	TS125 C,N	USA	78-79	JTF1263		15	JTR809	44	428	114	
125	Suzuki	TS125 T,X	USA	80-81	JTF1263		15	JTR809	46	428	116	
125	Suzuki	TS125 ERZ		82-84	JTF1425		15	JTR804	45	428	118	
125	Suzuki	TSX125 LC (TS125X) ALL		84-91	JTF416		14	JTR805	50	428	126	
125	Suzuki	TSR125 (TS125RK)	SF15A	89	JTF425		17	JTR805	50	428	130	
125	Suzuki	TSR125 (TS125R-L,M,N,P,R,S,T)	SF15A	90-96	JTF1425		15	JTR805	50	428	130	
125	Suzuki	TSR125(TS125R-L/R) <<< 520 Chain Conversion	SF15A	90-94	JTF422		12	JTR808	39	520	106	
125	Suzuki	TU125 XT		99-00	JTF410		14	JTR810	41	428	114	
125	Suzuki	VL125 Intruder LC		00-07	JTF410		14	JTR1806	56	428	142	
125	Suzuki	125 Address	Greece / SE Asia	07-09	JTF273		14	JTR802	34	428	100	
150	Suzuki	GSX-R150		17-24	JTF1425		14	JTR803	45	428		
150	Suzuki	GSX-S150		17-24	JTF1425		14	JTR803	45	428		
150	Suzuki	150 Gixxer	Brazil		JTF1263		15	JTR803	45	428	132	
185	Suzuki	GT185		74-79	JTF422		14	JTR815	38	520	102	
185	Suzuki	TC185 M,A,B	USA	75-77			12	JTR811	39	520	94	
185	Suzuki	TF185		81-	JTF422		12	JTR811	46	520	100	
185	Suzuki	TS185		79-84	JTF422		12	JTR811	39	520	96	
185	Suzuki	TS185 K,L,M,A,B,C,N,T,X	USA	71-81	JTF422		12	JTR811	39	520	102	
200	Suzuki	DR200 S- G,H,J,K,M		86-91	JTF432		15	JTR811	46	520	112	
200	Suzuki	DR200 G,H,J	USA	86-88	JTF432		15	JTR811	45	520	112	
200	Suzuki	DR200 S	USA	15-20	JTF432		15	JTR811	45	520	112	
200	Suzuki	DR200 S L7,L8		17-18	JTF432		15	JTR811	45	520	112	
200	Suzuki	DR200 S L9		19	JTF432		15	JTR811	45	520	112	
200	Suzuki	DR200 SE-T,V,W,X,Y,K1-K9,L0,L1-L5		96-15	JTF432		15	JTR811	45	520	112	
200	Suzuki	GT200 EX (X5)		79-82	JTF422		12	JTR815	35	520	98	
200	Suzuki	SB200 N,X		79-81	JTF422		12	JTR815	35	520	98	
200	Suzuki	SP200 G,H,J	USA	86-88	JTF432		15	JTR811	45	520	110	
200	Suzuki	TSR200 (TS200 RM,RP)	SH12A	90-92	JTF1408		15	JTR808	39	520	106	
200	Suzuki	RV200 Van Van		16-19	JTF1408		15	JTR1826	46	520	114	
250	Suzuki	DL250 L7-L9 V-Strom		17-19	JTF1447	JTF1447RB	14	JTR823	47	520	116	
250	Suzuki	DL250 M0 V-Strom		20	JTF1447	JTF1447RB	14	JTR823	47	520	116	
250	Suzuki	DR250 S-L,M,N,P		90-93	JTF432		13	JTR822	49	520	112	
250	Suzuki	DR250 S-Z,E,F,G,H	SJ41A	82-87	JTF434		14	JTR820	42	520	106	
250	Suzuki	DR250 S-Z,E,F,G,H	SJ41A	Australia	82-87	JTF434		15	JTR820	42	520	106
250	Suzuki	DR250 S	SJ41A	Japan		JTF434		15	JTR820	42	520	102
250	Suzuki	DR250 RS	SJ45A	Japan	95	JTF432		14		520	108	
250	Suzuki	DR-Z250 K1,K2,K3,K4,K5,K6,K7		01-07	JTF432		13	JTR808SC	49	520	112	
250	Suzuki	GF250 D		88	JTF434		13	JTR1825	45	520	106	
250	Suzuki	GN250 ALL		82-99	JTF434		15	JTR819/2	41	520	100	
250	Suzuki	GS250 T T/X		79-80	JTF430		14	JTR819	47	520	106	
250	Suzuki	GSF250 M,N,P Bandit	GJ74A	Japan	91-93	JTF1439		13	JTR823	49	520	116
250	Suzuki	GSF250		Japan	95	JTF432		13	JTR823	49	520	116
250	Suzuki	GSR250		Japan	12-17	JTF1447	JTF1447RB	14	JTR823	46	520	116
250	Suzuki	GSR250 F		Japan	15-17	JTF1447	JTF1447RB	14	JTR823	46	520	116
250	Suzuki	GSR250 S		Japan	13-17	JTF1447	JTF1447RB	14	JTR823	46	520	116
250	Suzuki	GSX250 ET,EX	GJ51B	Germany	80-82	JTF430		14	JTR819	47	520	104

CC	Make	Model	Year	Front Sprocket			Rear		Chain		
				Normal	Special	T	Steel Sprocket	T	Pitch	Length	
250	Suzuki	GSX250 ET,EX	GJ51B	80-82	JTF430		14	JTR819	46	520	104
250	Suzuki	GSX250 ED,EZ Katana		82-84	JTF430		15	JTR826	47	520	110
250	Suzuki	GSX250 E,ESZ,SZ,ED,EZ Katana	Germany	82-84	JTF430		14	JTR826	47	520	110
250	Suzuki	GSX250 Katana (4 Cyl)	Japan	90-94	JTF1439		13	JTR823	49	520	116
250	Suzuki	GSX250 FM,FN Acrossse		91-93	JTF1439		13	JTR823	49	520	110
250	Suzuki	GSX250 R-L7,L8		17-18	JTF1447	JTF1447RB	14	JTR823	46	520	116
250	Suzuki	GSX250 R-L9		19	JTF1447	JTF1447RB	14	JTR823	46	520	116
250	Suzuki	GSX250 RA-L9 ABS		19	JTF1447	JTF1447RB	14	JTR823	46	520	116
250	Suzuki	GSX250 RZA-MO		20	JTF1447	JTF1447RB	14	JTR823	47	520	116
250	Suzuki	GSX250 R		21-23	JTF1447	JTF1447RB	14	JTR823	47	520	116
250	Suzuki	GSX250 R GP		20	JTF1447	JTF1447RB	14	JTR823	47	520	116
250	Suzuki	GSX-R250 RCH,RH,CJ,CK	Japan	87-89	JTF1439		13	JTR1825	47	520	108
250	Suzuki	GSX-R250 RK	Japan	89	JTF1439		14	JTR822	48	520	112
250	Suzuki	GT250 (X7)		79-85	JTF430		15	JTR819/2	41	520	102
250	Suzuki	GT250 K,L,M		73-75	JTF419		14	JTR812	41	525	98
250	Suzuki	GT250 A,B	USA	76-77	JTF419		14	JTR812	41	525	98
250	Suzuki	GT250 A,B,C		75-78	JTF419		14	JTR812	43	525	98
250	Suzuki	GW250 L2,L3,L4,L5,L6,L7 Inazuma		12-17	JTF1447	JTF1447RB	14	JTR823	46	520	116
250	Suzuki	GW250 L5,L6 Inazuma F		15-17	JTF1447	JTF1447RB	14	JTR823	46	520	116
250	Suzuki	GW250 L5,L6 Inazuma Z		15-16	JTF1447	JTF1447RB	14	JTR823	46	520	116
250	Suzuki	GZ250 Marauder		99-00	JTF434		15	JTR819/2	41	520	110
250	Suzuki	GZ250 Marauder		04-10	JTF434		15	JTR819/2	41	520	110
250	Suzuki	GZ250		10-11	JTF434		15	JTR819/2	41	520	110
250	Suzuki	RG250 FG,CH,FH,FCH Gamma		86-88	JTF436		14	JTR819	39	520	110
250	Suzuki	RG250 WD,WE Gamma		83-84	JTF436		14	JTR819	37	520	110
250	Suzuki	RGV250 K,L Wolf	VJ21A	89-90	JTF436		15	JTR817	46	520	114
250	Suzuki	RGV250 M,N,P,R,S,T	VJ22B	91-96	JTF436		14	JTR822	43	520	114
250	Suzuki	RGV250 M,N,P,R	VJ22B	Japan	91-94	JTF436	14	JTR822	44	520	114
250	Suzuki	RGV250 N	USA	92	JTF565	JTF565RB	14	JTR822	44	520	
250	Suzuki	RGV250	Greece		JTF432		14	JTR822	46	520	112
250	Suzuki	SP250 Z,D,F	USA	82-85	JTF434		15	JTR820	42	520	102
250	Suzuki	T20 Super Six		68			14	JTR812	44	525	
250	Suzuki	T20 Super Six <<< 520 Chain Conversion		68	JTF422		14	JTR1826	44	520	
250	Suzuki	TS250 R,J,K,L,M,A	USA	71-76	JTF419		15	JTR813	39	525	104
250	Suzuki	TS250 B,C,N,T,X	USA	77-81	JTF433		15	JTR813	40	525	104
250	Suzuki	TS250 A,B,C		75-79	JTF433		15	JTR813	40	525	104
250	Suzuki	TS250 ERN,T		80-83	JTF433		16	JTR813	40	525	102
250	Suzuki	TS250 K,L,M		73-75	JTF419		15	JTR812	41	525	104
250	Suzuki	TSX250 LC (TS250X-E,F,G,H,J,K)	SJ11D	85-90	JTF432		13	JTR828	48	520	112
250	Suzuki	TSX250 LC (TS250 XE)	Australia	85	JTF432		13	JTR828	47	520	102
250	Suzuki	TU250 X		98-00	JTF434		15	JTR819/2	41	520	110
250	Suzuki	TU250 X		09-19	JTF434		15	JTR819/2	43	520	108
250	Suzuki	TV250 (RGV250 Wolf)	VJ21A	Japan	89-90	JTF436	14	JTR817	46	520	114
250	Suzuki	VL250 Intruder LC		00-04	JTF434		15	JTR1825	43	520	114
300	Suzuki	GS300 L Z/D/F	USA	82-85	JTF430		15	JTR1826	42	520	108
350	Suzuki	DR350 S-L,M,N,P	SK42B	90-93	JTF432		14	JTR822	43	520	108
350	Suzuki	DR350 SE-R,S		94-95	JTF432		15	JTR822	41	520	110
350	Suzuki	DR350 SE-T		96	JTF432		15	JTR808	41	520	108
350	Suzuki	DR350 SE-V,W		97-98	JTF432		15	JTR808	43	520	108
350	Suzuki	DR350 SE-X		99	JTF432		15	JTR808	44	520	110
350	Suzuki	DR350 SE-T,V,W,X	USA	96-99	JTF432		15	JTR808	41	520	108
350	Suzuki	SG350 N Goose	NK42A	Japan	91-92	JTF432	14	JTR1825	37	520	102
370	Suzuki	DR370 C,N	USA	78-79	JTF434		15	JTR820	42	520	110
370	Suzuki	SP370 C,N		77-82	JTF434		15	JTR820	42	520	102
380	Suzuki	GT380 A,B,C		73-75	JTF424		15	JTR814	40	530	104
380	Suzuki	GT380 K,L,M		75-78	JTF424		15	JTR814	40	530	104
380	Suzuki	GT380 B (Asco)	USA	77	JTF424		15	JTR814	40	530	104

CC	Make	Model	Year	Front Sprocket			Rear		Chain		
				Normal	Special	T	Steel Sprocket	T	Pitch	Length	
380	Suzuki	GT380	France	JTF424		14	JTR814	42	530	98	
400	Suzuki	DR400 S-T,X,Z	80-83	JTF434		16	JTR822	44	520	108	
400	Suzuki	DR-Z400 S-K1,K2,K3,K4,K5,K6,K7,K8,K9,L0-L9	00-19	JTF432		15	JTR808	44	520	112	
400	Suzuki	DR-Z400 S-M0-M4	USA	JTF432		15	JTR808	44	520	112	
400	Suzuki	DR-Z400 SM K5,K6,K7,K8,K9,L0-L9	05-19	JTF432		15	JTR808	41	520	110	
400	Suzuki	DR-Z400 SM M0-M4	USA	JTF432		15	JTR808	41	520	110	
400	Suzuki	DR-Z400 SM-K5,K6,K7,K8,K9 (Japan)	SK44A	JTF432		15	JTR822	41	520	110	
400	Suzuki	GN400 TT ,D,LX	80-82	JTF434		16	JTR1825	37	520	98	
400	Suzuki	GN400 X T,X	USA	JTF434		16	JTR1825	37	520	98	
400	Suzuki	GN400 T T,X,Z	USA	JTF434		16	JTR1825	37	520	98	
400	Suzuki	GS400 B,C,EC,EN	77-79	JTF513	JTF513RB	16	JTR814	45	530	104	
400	Suzuki	GS400 F	77-78	JTF513	JTF513RB	15	JTR814	42	530	104	
400	Suzuki	GS400 LX	80	JTF513	JTF513RB	16	JTR814	41	530	102	
400	Suzuki	GS400 LT	81	JTF513	JTF513RB	16	JTR814	43	530	102	
400	Suzuki	GS400 E	GK54A	Japan	JTF565	JTF565RB	15	JTR823	42	520	110
400	Suzuki	GSF400 L,M,N Bandit	GK75B	90-92	JTF433		14	JTR807	47	525	114
400	Suzuki	GSF400 P,R Bandit	93-94	JTF433		14	JTR807	46	525	114	
400	Suzuki	GSX400 E,S (T,X)	Germany	80-81	JTF513	JTF513RB	15	JTR814	44	530	110
400	Suzuki	GSX400 (2 Cyl)	France	84	JTF513	JTF513RB	16	JTR814	44	530	110
400	Suzuki	GSX400 ED,EZ,S-Z,D,E,F,G,H	GK51/53C	82-87	JTF513	JTF513RB	16	JTR814	45	530	110
400	Suzuki	GSX400 ES,ET,EX (2 Cyl)	80-83	JTF513	JTF513RB	15	JTR814	44	530	104	
400	Suzuki	GSX400 ES,ET,EX (2 Cyl)	Australia	80-83	JTF513	JTF513RB	15	JTR814	45	530	104
400	Suzuki	GSX400 F-J,K,AK,L	GK74A	Japan	JTF433		14	JTR807	49	525	114
400	Suzuki	GSX400 FWS D	GK71A	83-84	JTF435		15	JTR816	46	530	112
400	Suzuki	GSX400 FX,FZ,FD,FE	81-86	JTF435		15	JTR816	43	530	104	
400	Suzuki	GSX400 R3,R3C (GSX-R400)	GK71F	Japan	JTF433		14		46	525	112
400	Suzuki	GSX400 R3,R3C (GSX-R400) <<< 520 Chain Conversion	GK71F	Japan	JTF1439		14	JTR1825	46	520	112
400	Suzuki	GSX400 R,R,C,R2 (GSX-R400)	GK71B	Japan	JTF433		15		46	525	114
400	Suzuki	GSX400 R,R,C,R2 (GSX-R400) <<< 520 Chain Conversion	GK71B	Japan	JTF1439		15	JTR1825	46	520	114
400	Suzuki	GSX400 TX	81-85	JTF513	JTF513RB	16	JTR814	43	530	104	
400	Suzuki	GSX400 X Impulse	GK71E	Japan	JTF433		14		46	525	110
400	Suzuki	GSX400 Impulse	GK79A	Japan	JTF433		14	JTR807	48	525	116
400	Suzuki	GSX-R400 >>> 530 Chain Conversion	Japan	88-89	JTF435		14	JTR829	45	530	108
400	Suzuki	GSX-R400 J,RK,RAK	GK73A	Japan	JTF433		14	JTR807	45	525	108
400	Suzuki	GSX-R400 RL,RM,RN	GK76A	Japan	JTF433		14	JTR807	44	525	108
400	Suzuki	RF400	Japan	JTF433		14	JTR807	49	525	114	
400	Suzuki	RG400 EW	HK31A	Japan	JTF433		15		41	525	106
400	Suzuki	RG400 EW <<< 520 Chain Conversion	HK31A	Japan	JTF512	JTF512RB	15	JTR1825	41	520	106
400	Suzuki	SP400	79-82	JTF434		15	JTR820	42	520	102	
400	Suzuki	SV400	Japan	JTF512	JTF512RB	15	JTR823	45	520		
400	Suzuki	TS400 J,K,L,M,A,B	USA	JTF419		15	JTR813	40	525	104	
400	Suzuki	400 Inazuma	Japan	JTF565	JTF565RB	14	JTR823	49	520	114	
425	Suzuki	GS425 N,EL,EN	79-80	JTF513	JTF513RB	16	JTR814	45	530	104	
450	Suzuki	GS450 E/S-T,X	80-82	JTF513	JTF513RB	16	JTR814	45	530	104	
450	Suzuki	GS450 E/S-E,F,G,H,J	84-88	JTF513	JTF513RB	16	JTR814	45	530	110	
450	Suzuki	GS450 L-E,F,G,H	84-87	JTF513	JTF513RB	16	JTR814	42	530	108	
500	Suzuki	DR500 S-X,Z	81-83	JTF434		15	JTR1825	45	520	106	
500	Suzuki	DR500 X,Z,D	USA	JTF434		14	JTR1825	47	520	106	
500	Suzuki	GS500 E-K,L,M,N,P (2 Cyl)	88-93	JTF565	JTF565RB	16	JTR823	39	520	112	
500	Suzuki	GS500 E-R,S,T,V,W (2 Cyl)	94-98	JTF516	JTF516RB	16	JTR823	39	520	112	
500	Suzuki	GS500 E-X,Y,K1,K2,K3,K4,K5,K6,K7	99-07	JTF516	JTF516RB	16	JTR823	39	520	110	
500	Suzuki	GS500 F-K4,K5,K6,K7,K8,K9,L0	04-10	JTF516	JTF516RB	16	JTR823	39	520	110	
500	Suzuki	GS500 H K7	USA	JTF516	JTF516RB	16	JTR823	39	520	110	
500	Suzuki	GT500 A,B	75-78	JTF420		15	JTR814	33	530	110	
500	Suzuki	RG500 Gamma	HM31A	86-89	JTF513	JTF513RB	16	JTR824	40	530	106
500	Suzuki	SP500 X,Z,D	USA	JTF434		15	JTR1825	46	520	106	
500	Suzuki	SP600 F	USA	JTF437		16	JTR828	42	520	108	

CC	Make	Model	Year	Front Sprocket			Rear		Chain		
				Normal	Special	T	Steel Sprocket	T	Pitch	Length	
500	Suzuki	T500 1/2/3/R/J/K/L/M	USA	68-75	JTF420		15	JTR814	33	530	112
550	Suzuki	GS550 B,C,N (Drum Brake)		77-79	JTF513	JTF513RB	15	JTR814	50	530	110
550	Suzuki	GS550 EC,EN,ET (Disc Brake)		78-82	JTF513	JTF513RB	15	JTR816	50	530	110
550	Suzuki	GS550 LN,LT,LX Chopper		79-81	JTF513	JTF513RB	15	JTR816	50	530	110
550	Suzuki	GS550 E T Spoke wheel	USA	80	JTF513	JTF513RB	15	JTR814	50	530	110
550	Suzuki	GS550 E T, L T Cast wheel	USA	80	JTF513	JTF513RB	15	JTR816	50	530	110
550	Suzuki	GS550 L X	USA	81	JTF513	JTF513RB	15	JTR816	49	530	108
550	Suzuki	GS550 T X	USA	81	JTF513	JTF513RB	15	JTR816	50	530	110
550	Suzuki	GS550 M Z	USA	82	JTF513	JTF513RB	15	JTR816	50	530	112
550	Suzuki	GS550 L Z	USA	82	JTF513	JTF513RB	15	JTR814	49	530	108
550	Suzuki	GS550 L D,F,G	USA	83-86	JTF513	JTF513RB	15	JTR816	47	530	112
550	Suzuki	GS550 E D,F	USA	83-85	JTF513		14	JTR816	48	530	112
550	Suzuki	GS550 ES D,E,F,G	USA	83-86	JTF513		14	JTR816	48	530	112
550	Suzuki	GS550 E3S E	USA	84	JTF513		14	JTR816	48	530	112
550	Suzuki	GS550 M-X,Z Katana		81-82	JTF513	JTF513RB	15	JTR816	50	530	112
550	Suzuki	GSX550 ED,EE,ES,EF,EG,EU		83-87	JTF513		14	JTR816	46	530	112
550	Suzuki	GT550 R,J,K,L,M,A,B	USA	71-77	JTF424		16	JTR814	40	530	108
550	Suzuki	GT550 A,B		76-77	JTF424		15	JTR814	36	530	106
550	Suzuki	GT550 K,L,M		72-75	JTF424		16	JTR814	36	530	108
600	Suzuki	DR600 S-SU,R,RU,F,G,H,J	SN41A	85-89	JTF437		16	JTR828	42	520	108
600	Suzuki	GSF 600 T,V,W,X,Y Bandit		95-99	JTF513	JTF513RB	15	JTR829	47	530	110
600	Suzuki	GSF 600 K1,K2,K3,K4 Bandit		00-04	JTF513	JTF513RB	15	JTR829	47	530	112
600	Suzuki	GSF 600 S T,V,W,X,Y Bandit		95-99	JTF513	JTF513RB	15	JTR829	47	530	110
600	Suzuki	GSF 600 S K1,K2,K3,K4 Bandit		00-04	JTF513	JTF513RB	15	JTR829	47	530	112
600	Suzuki	GSF600 S T,V,W,X,Y,K1,K2 Bandit (USA)	USA	95-02	JTF513	JTF513RB	15	JTR829	48	530	112
600	Suzuki	GSF600 S T,V,W,X,Y,K1,K2 Bandit (Canada)	Canada	95-02	JTF513	JTF513RB	15	JTR829	47	530	110
600	Suzuki	GSR600 K6,K7,K8,K9,L0		06-10	JTF520	JTF520RB	16	JTR1792	48	525	114
600	Suzuki	GSR600 B Yoshimura		10	JTF520	JTF520RB	16	JTR1792	48	525	114
600	Suzuki	GSX600 F,FJ,FUJ,FU2J Katana		85-88	JTF513		14	JTR824	46	530	112
600	Suzuki	GSX600 F-K,L,M Katana	GN72B	89-91	JTF513		14	JTR829	46	530	112
600	Suzuki	GSX600 F-N,P,R,S,T,V Katana		92-97	JTF513		14	JTR829	45	530	112
600	Suzuki	GSX600 F-W,X,Y,K1,K2,K3,K4,K5,K6 Katana		98-06	JTF513	JTF513RB	15	JTR829	47	530	118
600	Suzuki	GSX-R600 W N,P	USA	92-93	JTF513		14	JTR829	44	530	108
600	Suzuki	GSX-R600 V		97	JTF520	JTF520RB	16	JTR498	45	525	108
600	Suzuki	GSX-R600 W,X	U.K.	98-99	JTF520	JTF520RB	16	JTR498	45	525	108
600	Suzuki	GSX-R600 W,X,Y		98-00	JTF520	JTF520RB	16	JTR498	46	525	108
600	Suzuki	GSX-R600 K1,K2,K3,K4,K5		01-05	JTF520	JTF520RB	16	JTR1792	45	525	110
600	Suzuki	GSX-R600 K1,K2,K3,K4,K5 <<< 520 Chain Conversion		01-05	JTF1516		16	JTR1793	45	520	110
600	Suzuki	GSX-R600 K1,K2,K3,K4,K5 <<< 520 Chain Conversion (Aluminium Rear)		01-05	JTF1516		16	JTA1793BLK	45	520	110
600	Suzuki	GSX-R600 K6,K7,K8,K9,L0		06-10	JTF520	JTF520RB	16	JTR1792	43	525	114
600	Suzuki	GSX-R600 K6,K7,K8,K9,L0 <<< 520 Chain Conversion		06-10	JTF1516		16	JTR1793	43	520	114
600	Suzuki	GSX-R600 K6,K7,K8,K9,L0 <<< 520 Chain Conversion (Aluminium Rear)		06-10	JTF1516		16	JTA1793BLK	43	520	114
600	Suzuki	GSX-R600 L1,L2,L3,L4,L5,L6,L7,L9		11-19	JTF520	JTF520RB	16	JTR1876	43	525	114
600	Suzuki	GSX-R600 L1,L2,L3,L4,L5,L6,L7,L9 <<< 520 Chain Conversion		11-19	JTF1516		16	JTR486	43	520	114
600	Suzuki	GSX-R600 L1,L2,L3,L4,L5,L6,L7,L9 <<< 520 Chain Conversion (Aluminium Rear)		11-19	JTF1516		16	JTA486BLK	43	520	114
600	Suzuki	GSX-R600 M0,M1,M2,M3,M4	USA	20-24	JTF520	JTF520RB	16	JTR1876	43	525	114
600	Suzuki	GSX-R600 M0,M1,M2,M3,M4 <<< 520 Chain Conversion	USA	20-24	JTF1516		16	JTR486	43	520	114
600	Suzuki	GSX-R600 M0,M1,M2,M3,M4 <<< 520 Chain Conversion (Aluminium Rear)	USA	20-24	JTF1516		16	JTA486BLK	43	520	114
600	Suzuki	GSX-R600 100th Anniversary Edition	USA	21	JTF520	JTF520RB	16	JTR1876	43	525	114
600	Suzuki	GSX-R600 Moto GP		16	JTF520	JTF520RB	16	JTR1876	43	525	114
600	Suzuki	RF600 RR/RS	GN76A	93-95	JTF513		14	JTR829	43	530	108
600	Suzuki	RF600 RT,RV		96-97	JTF513		14	JTR829	42	530	108
650	Suzuki	DL650 K4,K5,K6 V-Strom		04-06	JTF520	JTF520RB	15	JTR1792	47	525	116

RB - OEM Technology Rubber Cushioned Front Sprocket

CC	Make	Model	Year	Front Sprocket			Rear		Chain		
				Normal	Special	T	Steel Sprocket	T	Pitch	Length	
650	Suzuki	DL650 K7,K8,K9,L0,L1,L2 V-Strom	07-12	JTF520	JTF520RB	15	JTR1792	47	525	118	
650	Suzuki	DL650 K7,K8,K9,L0,L1 V-Strom X	10-11	JTF520	JTF520RB	15	JTR1792	47	525	118	
650	Suzuki	DL650 A K7,K8,K9,L0-L9 V-Strom ABS	07-19	JTF520	JTF520RB	15	JTR1792	47	525	118	
650	Suzuki	DL650 A M0 V-Strom	20	JTF520	JTF520RB	15	JTR1792	47	525	118	
650	Suzuki	DL650 A M1 V-Strom	21	JTF520	JTF520RB	15	JTR1792	47	525	118	
650	Suzuki	DL650 A M2 V-Strom	22	JTF520	JTF520RB	15	JTR1792	47	525	118	
650	Suzuki	DL650 A M3 V-Strom	23	JTF520	JTF520RB	15	JTR1792	47	525	118	
650	Suzuki	DL650 A M4 V-Strom	24	JTF520	JTF520RB	15	JTR1792	47	525	118	
650	Suzuki	DL650 XA L5-L9 V-Strom XT ABS	15-19	JTF520	JTF520RB	15	JTR1792	47	525	118	
650	Suzuki	DL650 XA M0 ,XAUE V-Strom	20	JTF520	JTF520RB	15	JTR1792	47	525	118	
650	Suzuki	DL650 XA M1 V-Strom	21	JTF520	JTF520RB	15	JTR1792	47	525	118	
650	Suzuki	DL650 XA M2 V-Strom	22	JTF520	JTF520RB	15	JTR1792	47	525	118	
650	Suzuki	DL650 XA M3 V-Strom	23	JTF520	JTF520RB	15	JTR1792	47	525	118	
650	Suzuki	DL650 XA M4 V-Strom	24	JTF520	JTF520RB	15	JTR1792	47	525	118	
650	Suzuki	DL650 V-Strom XT Touring	19-20	JTF520	JTF520RB	15	JTR1792	47	525	120	
650	Suzuki	DL650 V-Strom XT Adventure	21-24	JTF520	JTF520RB	15	JTR1792	47	525	118	
650	Suzuki	DL650 A L2-L5 V-Strom ABS Adventure	12-15	JTF520	JTF520RB	15	JTR1792	47	525	118	
650	Suzuki	DL650 A L0 V-Strom Traveller	10	JTF520	JTF520RB	15	JTR1792	47	525	118	
650	Suzuki	DL650 A L0 V-Strom GT	10	JTF520	JTF520RB	15	JTR1792	47	525	118	
650	Suzuki	DL650 A L5,L6 V-Strom XT ABS	USA	15-16	JTF520	JTF520RB	15	JTR1792	47	525	118
650	Suzuki	DL650 SEA L0,L1,L2 V-Strom Touring	USA	10-12	JTF520	JTF520RB	15	JTR1792	47	525	118
650	Suzuki	DR650 RSE-L,M,N,P,R,S	SP43/44B	90-95	JTF437		16	JTR828	42	520	114
650	Suzuki	DR650 SE-T,V,W,X,Y,K1-K9,L0-L8		96-18	JTF1448		15	JTR1791	41	525	110
650	Suzuki	DR650 SE-T,V,W,X,Y,K1-K9,L0-L9,M0	USA	96-20	JTF1448		15	JTR1791	42	525	110
650	Suzuki	DR650 SE-M1,M2,M3,M4	USA	21-24	JTF1448		15	JTR1791	42	525	110
650	Suzuki	GR650 X-D,E,F	GP51A	83-85	JTF435		15	JTR816	38	530	106
650	Suzuki	GS650 E,S,XE	France		JTF513	JTF513RB	15	JTR816	45	530	106
650	Suzuki	GS650 E X/Z	USA	81-82	JTF513	JTF513RB	15	JTR816	45	530	106
650	Suzuki	GSF650 K5,K6 Bandit		05-06	JTF513	JTF513RB	15	JTR829	47	530	112
650	Suzuki	GSF650 K7,K8,K9 Bandit		07-09	JTF520	JTF520RB	15	JTR807	48	525	118
650	Suzuki	GSF650 L0,L1 Bandit		10-11	JTF520	JTF520RB	15	JTR807	48	525	118
650	Suzuki	GSF650 SA-K5,K6 Bandit (ABS)		05-06	JTF513	JTF513RB	15	JTR829	47	530	116
650	Suzuki	GSF650 SA-K7,K8,K9,L0,L1,L2,L3,L4,L5 Bandit (ABS)		07-15	JTF520	JTF520RB	15	JTR807	48	525	118
650	Suzuki	GSF650 S-L0 Bandit Traveller		10	JTF520	JTF520RB	15	JTR807	48	525	118
650	Suzuki	GSX650 F/FA-K8,K9,L0,L1,L2,L3,L4,L5,L6		08-16	JTF520	JTF520RB	15	JTR807	48	525	118
650	Suzuki	SFV650 K9,L0,L1,L2,L3,L4,L5 Gladius		09-15	JTF565	JTF565RB	15	JTR823	46	520	112
650	Suzuki	SFV650 AZ Gladius		13	JTF565	JTF565RB	15	JTR823	46	520	112
650	Suzuki	SV650 X,Y,K1,K2,K3,K4,K5,K6,K7,K8		99-08	JTF520	JTF520RB	15	JTR807	45	525	110
650	Suzuki	SV650 S-X,Y,K1,K2,K3,K4,K5,K6,K7,K8,K9		99-09	JTF520	JTF520RB	15	JTR807	44	525	108
650	Suzuki	SV650 S-L0,L1,L2,L3		10-13	JTF520	JTF520RB	15	JTR807	45	525	108
650	Suzuki	SV650 A/SA-K7,K8,K9,L0 (ABS)		07-10	JTF520	JTF520RB	15	JTR807	45	525	114
650	Suzuki	SV650 L6,L7,L8		16-18	JTF565	JTF565RB	15	JTR823	46	520	112
650	Suzuki	SV650 L9,M0-M4		19-24	JTF565	JTF565RB	15	JTR823	46	520	112
650	Suzuki	SV650 A-L6,L7,L8 ABS		16-18	JTF565	JTF565RB	15	JTR823	46	520	112
650	Suzuki	SV650 A-L9 ABS		19	JTF565	JTF565RB	15	JTR823	46	520	112
650	Suzuki	SV650 A-M0 ABS		20	JTF565	JTF565RB	15	JTR823	46	520	112
650	Suzuki	SV650 A-M1,M2,M3,M4		21-24	JTF565	JTF565RB	15	JTR823	46	520	112
650	Suzuki	SV650 X/XA-L8		18	JTF565	JTF565RB	15	JTR823	46	520	112
650	Suzuki	SV650 X/XA-L9		19	JTF565	JTF565RB	15	JTR823	46	520	112
650	Suzuki	SV650 X/XA-M0		20	JTF565	JTF565RB	15	JTR823	46	520	112
650	Suzuki	SV650 X/XA-M1,M2		21-22	JTF565	JTF565RB	15	JTR823	46	520	112
650	Suzuki	SV650 X/XA-M3,M4		23-24	JTF565	JTF565RB	15	JTR823	46	520	112
650	Suzuki	XF650 V,W,X,Y,K1,K2 Freewind		97-02	JTF1448		15	JTR1791	43	525	110
650	Suzuki	XN85 (650 Turbo)		83-86	JTF513	JTF513RB	16		38	530	112
700	Suzuki	GS700 E F	USA	85	JTF513		14	JTR816	45	530	114
700	Suzuki	GS700 ES F	USA	85	JTF513		14	JTR816	45	530	114
750	Suzuki	DR750 S-J,UJ, Big	SR41B	88	JTF438		15	JTR1825	48	520	116
750	Suzuki	DR750 S-K, Big	SR41B	89	JTF438		15	JTR828	48	520	116
750	Suzuki	GT750 J,K		72-73	JTF424		15	JTR816	40	530	106

CC	Make	Model	Year	Front Sprocket			Rear		Chain	
				Normal	Special	T	Steel Sprocket	T	Pitch	Length
750	Suzuki	GT750 L,M	74-75	JTF424		16	JTR816	46	530	108
750	Suzuki	GT750 A,B	76-77	JTF424		16	JTR816	43	530	108
750	Suzuki	GT750 K,L,M,A,B	USA 73-77	JTF424		15	JTR816	40	530	106
750	Suzuki	GS750 B,EC,EN,DC,DN,LN	77-82	JTF518		15	JTR818	41	630	96
750	Suzuki	GS750 B,C,N (8 Valve)	USA 77-79	JTF518		15	JTR818	41	630	96
750	Suzuki	GS750 E C,N (8 Valve)	USA 78-79	JTF518		15	JTR818	41	630	96
750	Suzuki	GS750 L N (8 Valve)	USA 79	JTF518		15	JTR818	41	630	96
750	Suzuki	GS750 E T,X,Z (16 Valve) Requires JTF518B front sprocket spacer	USA 80-82	JTF518		15	JTR818	41	630	96
750	Suzuki	GS750 L T,X (16 Valve) Requires JTF518B front sprocket spacer	USA 80-81	JTF518		15	JTR818	40	630	96
750	Suzuki	GS750 T Z,D (16 Valve) Requires JTF518B front sprocket spacer	USA 82-83	JTF518		15	JTR818	41	630	96
750	Suzuki	GS750 E/ES D	USA 83	JTF513		14	JTR816	43	530	112
750	Suzuki	GS750 S D Requires JTF518B front sprocket spacer	USA 83	JTF518		15	JTR818	41	630	96
750	Suzuki	GSR750 L1-L6 (ABS)	11-16	JTF520	JTF520RB	17	JTR1792	42	525	112
750	Suzuki	GSR750 Z (ABS)	16-17	JTF520	JTF520RB	17	JTR1792	42	525	112
750	Suzuki	GSX750 LT,LX,T,ET,EX,EZ,SZ Requires JTF518B front sprocket spacer	79-82	JTF518		15	JTR818	41	630	96
750	Suzuki	GSX750 S,SS	GR75X Japan 84-85	JTF513	JTF513RB	16	JTR816	43	530	110
750	Suzuki	GSX750 S-2,S2C	GR75X Japan 84-85	JTF513	JTF513RB	16	JTR816	42	530	110
750	Suzuki	GSX750 SE,S3/4 Katana (pop-up h/ light)	GR72A 84-86	JTF513		14	JTR816	43	530	114
750	Suzuki	GSX750 EE,ESD,ESE,EFE	80-89	JTF513		14	JTR816	43	530	114
750	Suzuki	GSX750 W,X,Y,K1,K2,K3 (Retro Style)	98-03	JTF513	JTF513RB	15	JTR816	42	530	112
750	Suzuki	GSX750 F-K,L,M,N,P,R,S,T,V,W	GR78A 89-98	JTF513	JTF513RB	15	JTR829	47	530	118
750	Suzuki	GSX750 F-X,Y,K1,K2,K3,K4,K5,K6	99-06	JTF513	JTF513RB	15	JTR829	45	530	116
750	Suzuki	GSX-R750 R (GSX-R750)	GR71F Japan 87	JTF513		14	JTR829	42	530	106
750	Suzuki	GSX-R750 R2,RH,RR (GSX-R750)	GR71G Japan 87	JTF513		14	JTR829	42	530	110
750	Suzuki	GSX-R750 J	GR77C Japan 88	JTF513	JTF513RB	15	JTR829	42	530	106
750	Suzuki	GSX-R750 K,AK	GR77C Japan 89-90	JTF513	JTF513RB	15	JTR829	45	530	108
750	Suzuki	GSX-R750 L,M	GR7AC Japan 90-91	JTF513	JTF513RB	15	JTR816	43	530	106
750	Suzuki	GSX-R750 F	GR75A 85	JTF513		14	JTR829	42	530	106
750	Suzuki	GSX-R750 G,HG,H,XH	GR75A 86-87	JTF513		14	JTR829	42	530	110
750	Suzuki	GSX-R750 J,K Sling Shot	GR77B 88-89	JTF513	JTF513RB	15	JTR829	44	530	108
750	Suzuki	GSX-R750 J,K Sling Shot	GR77B France 88-89	JTF513	JTF513RB	15	JTR829	45	530	108
750	Suzuki	GSX-R750 J,K	USA 88-89	JTF513	JTF513RB	15	JTR829	45	530	108
750	Suzuki	GSX-R750 L,M Sling Shot	GR7AD 90-91	JTF513	JTF513RB	15	JTR816	43	530	108
750	Suzuki	GSX-R750 WN,WP,WR,WS	GR7BD 92-95	JTF513	JTF513RB	15	JTR816	42	530	108
750	Suzuki	GSX-R750 WN,WP,WR,WS <<< 520 Chain Conversion	GR7BD 92-95	JTF1516		15	JTR1825	42	520	108
750	Suzuki	GSX-R750 WT,WV SRAD	96-97	JTF513	JTF513RB	15	JTR499	43	530	108
750	Suzuki	GSX-R750 WT,WV SRAD <<< 520 Chain Conversion	96-97	JTF1516		15	JTR1490	43	520	108
750	Suzuki	GSX-R750 WT,WV SRAD	USA 96-97	JTF513	JTF513RB	16	JTR499	43	530	108
750	Suzuki	GSX-R750 WT,WV SRAD <<< 520 Chain Conversion	USA 96-97	JTF1516		16	JTR1490	43	520	108
750	Suzuki	GSX-R750 WW,X Fuel Injection SRAD	98-99	JTF520	JTF520RB	16	JTR498	44	525	110
750	Suzuki	GSX-R750 WW,X Fuel Injection SRAD <<< 520 Chain Conversion	98-99	JTF1516		16	JTR1490	44	520	110
750	Suzuki	GSX-R750 Y,K1-K3 Fuel Injection SRAD	00-03	JTF520	JTF520RB	17	JTR1792	42	525	110
750	Suzuki	GSX-R750 Y,K1-K3 Fuel Injection SRAD <<< 520 Chain Conversion	00-03	JTF1516		17	JTR1793	42	520	110
750	Suzuki	GSX-R750 Y,K1-K3 Fuel Injection SRAD <<< 520 Chain Conversion (Aluminium Rear)	00-03	JTF1516		17	JTA1793BLK	42	520	110
750	Suzuki	GSX-R750 K4,K5 Fuel Injection	04-05	JTF520	JTF520RB	17	JTR1792	43	525	110
750	Suzuki	GSX-R750 K4,K5 Fuel Injection <<< 520 Chain Conversion	04-05	JTF1516		17	JTR1793	43	520	110
750	Suzuki	GSX-R750 K4,K5 Fuel Injection <<< 520 Chain Conversion (Aluminium Rear)	04-05	JTF1516		17	JTA1793BLK	43	520	110

CC	Make	Model	Year	Front Sprocket			Rear		Chain	
				Normal	Special	T	Steel Sprocket	T	Pitch	Length
750	Suzuki	GSX-R750 K4,K5 Fuel Injection USA	04-05	JTF520	JTF520RB	17	JTR1792	42	525	110
750	Suzuki	GSX-R750 K4,K5 Fuel Injection <<< 520 Chain Conversion USA	04-05	JTF1516		17	JTR1793	42	520	110
750	Suzuki	GSX-R750 K4,K5 Fuel Injection <<< 520 Chain Conversion (Aluminium Rear) USA	04-05	JTF1516		17	JTA1793BLK	42	520	110
750	Suzuki	GSX-R750 K6,K7,K8,K9,L0	06-10	JTF520	JTF520RB	17	JTR1792	45	525	116
750	Suzuki	GSX-R750 K6,K7,K8,K9,L0 <<< 520 Chain Conversion	06-10	JTF1516		17	JTR1793	45	520	116
750	Suzuki	GSX-R750 K6,K7,K8,K9,L0 <<< 520 Chain Conversion (Aluminium Rear)	06-10	JTF1516		17	JTA1793BLK	45	520	116
750	Suzuki	GSX-R750 L1,L2,L3,L4,L5,L6,L7,L8,L9	11-19	JTF520	JTF520RB	17	JTR1876	45	525	116
750	Suzuki	GSX-R750 L1,L2,L3,L4,L5,L6,L7,L8,L9 <<< 520 Chain Conversion	11-19	JTF1516		17	JTR486	45	520	116
750	Suzuki	GSX-R750 L1,L2,L3,L4,L5,L6,L7,L8,L9 <<< 520 Chain Conversion (Aluminium Rear)	11-19	JTF1516		17	JTA486BLK	45	520	116
750	Suzuki	GSX-R750 L1,L2,L3,L4,L5,L6,L7,L8 USA	11-18	JTF520	JTF520RB	17	JTR1876	43	525	116
750	Suzuki	GSX-R750 L1,L2,L3,L4,L5,L6 <<< 520 Chain Conversion USA	11-18	JTF1516		17	JTR486	43	520	116
750	Suzuki	GSX-R750 L1,L2,L3,L4,L5,L6 <<< 520 Chain Conversion (Aluminium Rear) USA	11-18	JTF1516		17	JTA486BLK	43	520	116
750	Suzuki	GSX-R750 L9,M0,M1,M2,M3,M4 USA	19-24	JTF520	JTF520RB	17	JTR1876	45	525	116
750	Suzuki	GSX-R750 L9,M0,M1,M2,M3,M4 <<< 520 Chain Conversion USA	19-24	JTF1516		17	JTR486	45	520	116
750	Suzuki	GSX-R 750 100th Anniversary Edition USA	21	JTF520	JTF520RB	17	JTR1876	45	525	116
750	Suzuki	GSX-R750 Moto GP	16	JTF520	JTF520RB	17	JTR1876	45	525	116
750	Suzuki	GSX-S750 L5-L6	15-16	JTF520	JTF520RB	17	JTR1792	42	525	112
750	Suzuki	GSX-S750 L7-L9	17-19	JTF520	JTF520RB	17	JTR1876	43	525	114
750	Suzuki	GSX-S750 M0-M3	20-23	JTF520	JTF520RB	17	JTR1876	43	525	114
750	Suzuki	GSX-S750 A L9	19	JTF520	JTF520RB	17	JTR1876	43	525	114
750	Suzuki	GSX-S750 A M0	20	JTF520	JTF520RB	17	JTR1876	43	525	114
750	Suzuki	GSX-S750 A M1-M2	21-22	JTF520	JTF520RB	17	JTR1876	43	525	114
750	Suzuki	GSX-S750 Z L5-L6	15-16	JTF520	JTF520RB	17	JTR1792	42	525	112
750	Suzuki	GSX-S750 Z L7	17	JTF520	JTF520RB	17	JTR1876	43	525	114
750	Suzuki	GSX-S750 Z L8	18	JTF520	JTF520RB	17	JTR1876	43	525	114
750	Suzuki	GSX-S750 Z L9	19	JTF520	JTF520RB	17	JTR1876	43	525	114
750	Suzuki	GSX-S750 Z M1-M23	21-23	JTF520	JTF520RB	17	JTR1876	43	525	114
750	Suzuki	GSX-S750 ZA L9	19	JTF520	JTF520RB	17	JTR1876	43	525	114
750	Suzuki	GSX-S750 ZA M0	20	JTF520	JTF520RB	17	JTR1876	43	525	114
750	Suzuki	GSX-S750 ZA M1-M3	21-23	JTF520	JTF520RB	17	JTR1876	43	525	114
800	Suzuki	DR800 S-K,L Big SR43A/B	88-90	JTF438		15	JTR828	48	520	116
800	Suzuki	DR800 S-M,N,P Big SR43B	91-93	JTF438		15	JTR828	47	520	116
800	Suzuki	DR800	94	JTF1448		15	JTR1821	47	525	116
800	Suzuki	DR800 S Big	99-00	JTF438		15	JTR828	47	520	116
800	Suzuki	DL800 V-Strom DE	23	JTF520	JTF520RB	17	JTR1876	50	525	124
800	Suzuki	DL800 V-Strom DE	24	JTF520	JTF520RB	17	JTR1876	50	525	124
800	Suzuki	DL800 V-Strom DE Adventure	23	JTF520	JTF520RB	17	JTR1876	50	525	124
800	Suzuki	DL800 V-Strom DE Adventure	24	JTF520	JTF520RB	17	JTR1876	50	525	124
800	Suzuki	DL800 V-Strom RE	24	JTF520	JTF520RB	17	JTR1876	50	525	124
800	Suzuki	GSX-8R M3,M4	23-24	JTF520	JTF520RB	17	JTR1876	47	525	120
800	Suzuki	GSX-8S M3,M4	23-24	JTF520	JTF520RB	17	JTR1876	47	525	120
800	Suzuki	VZ800 V,W,X,Y,K1,K2,K3,K4 Marauder	97-04	JTF513	JTF513RB	15	JTR829	48	530	116
900	Suzuki	RF900 R-R,S,S2,T,V,W,X	94-00	JTF440		15	JTR827	43	532	110
900	Suzuki	RF900 R-R,S,S2,T,V,W,X <<< 530 Chain Conversion	94-00	JTF513	JTF513RB	15	JTR816	43	530	110
900	Suzuki	RF900 RZ S USA	95	JTF440		15	JTR827	43	532	110
950	Suzuki	GSX-S950 WQ-M2,M3,M4	22-24	JTF520	JTF520RB	17	JTR1876	44	525	116
950	Suzuki	GSX-S950 UQ-M2,M3,M4	22-24	JTF520	JTF520RB	17	JTR1876	44	525	116
1000	Suzuki	DL1000 K2,K3,K4,K5,K6,K7,K8,K9,L0 V-Strom	02-10	JTF520	JTF520RB	17	JTR1792	42	525	112
1000	Suzuki	DL1000 K2,K3,K4,K5,K6,K7,K8,K9,L0 V-Strom USA	06-10	JTF520	JTF520RB	17	JTR1792	41	525	112
1000	Suzuki	DL1000 SE L0 V-Strom	10	JTF520	JTF520RB	17	JTR1792	42	525	112
1000	Suzuki	DL1000 SE/SEA L0,L1,L2 V-Strom Touring USA	10-12	JTF520	JTF520RB	17	JTR1792	41	525	112

CC	Make	Model	Year	Front Sprocket			Rear		Chain	
				Normal	Special	T	Steel Sprocket	T	Pitch	Length
1000	Suzuki	DL1000 L4,L5,L6 V-Strom ABS	14-16	JTF520	JTF520RB	17	JTR1792	42	525	120
1000	Suzuki	DL1000 A-L5,L6,7,L8,L9 V-Strom ABS Adventure	15-19	JTF520	JTF520RB	17	JTR1792	42	525	120
1000	Suzuki	DL1000 A-L6 V-Strom ABS Desert	16	JTF520	JTF520RB	17	JTR1792	42	525	120
1000	Suzuki	DL1000 A-L6 V-Strom ABS Sport	16	JTF520	JTF520RB	17	JTR1792	42	525	120
1000	Suzuki	DL1000 V-Strom SE ABS Canada	19	JTF520	JTF520RB	17	JTR1792	42	525	120
1000	Suzuki	DL1000 V-Strom XT	18	JTF520	JTF520RB	17	JTR1792	42	525	120
1000	Suzuki	DL1000 XA-L9 V-Strom XT Adventure	19	JTF520	JTF520RB	17	JTR1792	42	525	120
1000	Suzuki	DL1000 XZ-L9 V-Strom XT Adventure	19	JTF520	JTF520RB	17	JTR1792	42	525	120
1000	Suzuki	DL1000 V-Strom XT SE ABS Canada	19	JTF520	JTF520RB	17	JTR1792	42	525	120
1000	Suzuki	GS1000 All Requires JTF518B front sprocket spacer	78-82	JTF518		15	JTR818	42	630	96
1000	Suzuki	GSX1000 All Requires JTF518B front sprocket spacer	82-84	JTF518		15	JTR818	42	630	96
1000	Suzuki	GSX-R1000 K1,K2,K3,K4,K5,K6	01-06	JTF513	JTF513RB	17	JTR1800	42	530	110
1000	Suzuki	GSX-R1000 K1,K2,K3,K4,K5,K6 <<< 525 Chain Conversion	01-06	JTF520	JTF520RB	17	JTR1792	42	525	110
1000	Suzuki	GSX-R1000 K1,K2,K3,K4,K5,K6 <<< 520 Chain Conversion	01-06	JTF1516		17	JTR1793	42	520	110
1000	Suzuki	GSX-R1000 K1,K2,K3,K4,K5,K6 <<< 520 Chain Conversion (Aluminium Rear)	01-06	JTF1516		17	JTA1793BLK	42	520	110
1000	Suzuki	GSX-R1000 K7,K8	07-08	JTF513	JTF513RB	17	JTR1800	43	530	112
1000	Suzuki	GSX-R1000 K7,K8 <<< 525 Chain Conversion	07-08	JTF520	JTF520RB	17	JTR1792	43	525	112
1000	Suzuki	GSX-R1000 K7,K8 <<< 520 Chain Conversion	07-08	JTF1516		17	JTR1793	43	520	112
1000	Suzuki	GSX-R1000 K7,K8 <<< 520 Chain Conversion (Aluminium Rear)	07-08	JTF1516		17	JTA1793BLK	43	520	112
1000	Suzuki	GSX-R1000 K9,L0,L2,L3,L4,L5,L6	09-16	JTF423	JTF423RB	17	JTR479	42	530	114
1000	Suzuki	GSX-R1000 K9,L0,L2,L3,L4,L5,L6 <<< 520 Chain Conversion	09-16	JTF1423		17	JTR486	42	520	114
1000	Suzuki	GSX-R1000 K9,L0,L2,L3,L4,L5,L6 <<< 520 Chain Conversion (Aluminium Rear)	09-16	JTF1423		17	JTA486BLK	42	520	114
1000	Suzuki	GSX-R1000 A - L7,L8,L9,M0,M1	17-21	JTF444		17	JTR1876	45	525	120
1000	Suzuki	GSX-R1000 A - L7,L8,L9,M0,M1 <<< 520 Chain Conversion	17-21	JTF1444		17	JTR486	45	520	120
1000	Suzuki	GSX-R1000 A - L7,L8,L9,M0,M1 <<< 520 Chain Conversion (Aluminium Rear)	17-21	JTF1444		17	JTA486BLK	45	520	120
1000	Suzuki	GSX-R1000 A - M2,M3,M4	22-24	JTF444		17	JTR1876	45	525	120
1000	Suzuki	GSX-R1000 A - M2,M3,M4 <<< 520 Chain Conversion	22-24	JTF1444		17	JTR486	45	520	120
1000	Suzuki	GSX-R1000 A - M2,M3,M4 <<< 520 Chain Conversion (Aluminium Rear)	22-24	JTF1444		17	JTA486BLK	45	520	120
1000	Suzuki	GSX-R1000 RA-L9,M0,M1,M2,M3,M4	19-24	JTF444		17	JTR1876	45	525	120
1000	Suzuki	GSX-R1000 RA-L9,M0,M1,M2,M3,M4 <<< 520 Chain Conversion	19-24	JTF1444		17	JTR486	45	520	120
1000	Suzuki	GSX-R1000 RA-L9,M0,M1,M2,M3,M4 <<< 520 Chain Conversion (Aluminium Rear)	19-24	JTF1444		17	JTA486BLK	45	520	120
1000	Suzuki	GSX-R1000 R-L7	17	JTF444		17	JTR1876	45	525	120
1000	Suzuki	GSX-R1000 R-L7 <<< 520 Chain Conversion	17	JTF1444		17	JTR486	45	520	120
1000	Suzuki	GSX-R1000 R-L7 <<< 520 Chain Conversion (Aluminium Rear)	17	JTF1444		17	JTA486BLK	45	520	120
1000	Suzuki	GSX-R1000 RZ-L7	17	JTF444		17	JTR1876	45	525	120
1000	Suzuki	GSX-R1000 RZ-L7 <<< 520 Chain Conversion	17	JTF1444		17	JTR486	45	520	120
1000	Suzuki	GSX-R1000 RZ-L7 <<< 520 Chain Conversion (Aluminium Rear)	17	JTF1444		17	JTA486BLK	45	520	120
1000	Suzuki	GSX-R1000 RZA-L8	18	JTF444		17	JTR1876	45	525	120
1000	Suzuki	GSX-R1000 RZA-L8 <<< 520 Chain Conversion	18	JTF1444		17	JTR486	45	520	120
1000	Suzuki	GSX-R1000 RZA-L8 <<< 520 Chain Conversion (Aluminium Rear)	18	JTF1444		17	JTA486BLK	45	520	120
1000	Suzuki	GSX-R1000 RZA-M1,M2,M3,M4	21-24	JTF444		17	JTR1876	45	525	120
1000	Suzuki	GSX-R1000 RZA-M1,M2,M3,M4 <<< 520 Chain Conversion	21-24	JTF1444		17	JTR486	45	520	120
1000	Suzuki	GSX-R1000 RZA-M1,M2,M3,M4 <<< 520 Chain Conversion (Aluminium Rear)	21-24	JTF1444		17	JTA486BLK	45	520	120
1000	Suzuki	GSX-R1000 ZA-M1	21	JTF444		17	JTR1876	45	525	120
1000	Suzuki	GSX-R1000 ZA-M1 <<< 520 Chain Conversion	21	JTF1444		17	JTR486	45	520	120

CC	Make	Model	Year	Front Sprocket			Rear		Chain	
				Normal	Special	T	Steel Sprocket	T	Pitch	Length
1000	Suzuki	GSX-R1000 ZA-M1 <<< 520 Chain Conversion (Aluminium Rear)	21	JTF1444		17	JTA486BLK	45	520	120
1000	Suzuki	GSX-R1000 1 Million Commemorative Edition USA	13	JTF423	JTF423RB	17	JTR479	42	530	114
1000	Suzuki	GSX-R1000 Commemorative Edition	16	JTF423	JTF423RB	17	JTR479	42	530	114
1000	Suzuki	GSX-R1000 Moto GP	16	JTF423	JTF423RB	17	JTR479	42	530	114
1000	Suzuki	GSX-S1000 L5,L6,L7,L8	15-18	JTF520	JTF520RB	17	JTR1876	44	525	116
1000	Suzuki	GSX-S1000 A-L9 ABS	19	JTF520	JTF520RB	17	JTR1876	44	525	116
1000	Suzuki	GSX-S1000 A-M0 ABS	20	JTF520	JTF520RB	17	JTR1876	44	525	116
1000	Suzuki	GSX-S1000 A-M1 ABS	21	JTF520	JTF520RB	17	JTR1876	44	525	116
1000	Suzuki	GSX-S1000 AZ-L9 ABS	19	JTF520	JTF520RB	17	JTR1876	44	525	116
1000	Suzuki	GSX-S1000 AZ-M0,M1 ABS	20-21	JTF520	JTF520RB	17	JTR1876	44	525	116
1000	Suzuki	GSX-S1000 F-L5,L6,L7,L8	15-18	JTF520	JTF520RB	17	JTR1876	44	525	116
1000	Suzuki	GSX-S1000 FA-L9	19	JTF520	JTF520RB	17	JTR1876	44	525	116
1000	Suzuki	GSX-S1000 FA M0-M2	20-22	JTF520	JTF520RB	17	JTR1876	44	525	116
1000	Suzuki	GSX-S1000 FZA-L9,M0	19-20	JTF520	JTF520RB	17	JTR1876	44	525	116
1000	Suzuki	GSX-S1000 Z/ZA-L9,M0-M4	18-24	JTF520	JTF520RB	17	JTR1876	44	525	116
1000	Suzuki	GSX-S1000 SRQ-M0 Katana	19	JTF520	JTF520RB	17	JTR1876	44	525	116
1000	Suzuki	GSX-S1000 SRQ-M0 Katana	20	JTF520	JTF520RB	17	JTR1876	44	525	116
1000	Suzuki	GSX-S1000 SRQ-M1 Katana	21	JTF520	JTF520RB	17	JTR1876	44	525	116
1000	Suzuki	GSX-S1000 SRQ-M2 Katana	22	JTF520	JTF520RB	17	JTR1876	44	525	116
1000	Suzuki	GSX-S1000 SRQ-M3 Katana	23	JTF520	JTF520RB	17	JTR1876	44	525	116
1000	Suzuki	GSX-S1000 SRQ-M4 Katana	24	JTF520	JTF520RB	17	JTR1876	44	525	116
1000	Suzuki	GSX-S1000 S GTA ABS	24	JTF520	JTF520RB	17	JTR1876	44	525	116
1000	Suzuki	GSX-S1000 S GT	22-24	JTF520	JTF520RB	17	JTR1876	44	525	116
1000	Suzuki	GSX-S1000 S GT+	24	JTF520	JTF520RB	17	JTR1876	44	525	116
1000	Suzuki	GSX-S1000 S GX+	24	JTF520	JTF520RB	17	JTR1876	44	525	116
1000	Suzuki	RE5 Requires JTF518B front sprocket spacer	75-77	JTF518		15	JTR818	42	630	96
1000	Suzuki	SV1000 K3,K4,K5,K6,K7	03-07	JTF513	JTF513RB	17	JTR1800	40	530	110
1000	Suzuki	SV1000 S-K3,K4,K5,K6,K7	03-07	JTF513	JTF513RB	17	JTR1800	40	530	108
1000	Suzuki	TL1000 S-V,W,X,Y	97-00	JTF513	JTF513RB	17	JTR499	38	530	104
1000	Suzuki	TL1000 R-W,X,Y,K1,K2	98-02	JTF513	JTF513RB	17	JTR499	39	530	104
1050	Suzuki	DL1050 RQ-M0-M1 V-Strom	20-21	JTF520	JTF520RB	17	JTR1792	42	525	120
1050	Suzuki	DL1050 RC-M0 V-Strom XT	20	JTF520	JTF520RB	17	JTR1792	42	525	120
1050	Suzuki	DL1050 UC-M1 V-Strom XT	21	JTF520	JTF520RB	17	JTR1792	42	525	120
1050	Suzuki	DL1050 RC-M2 V-Strom XT	22	JTF520	JTF520RB	17	JTR1792	42	525	120
1050	Suzuki	DL1050 RJ-M3 V-Strom XT	23	JTF520	JTF520RB	17	JTR1792	45	525	120
1050	Suzuki	DL1050 RJ-M4 V-Strom XT	24	JTF520	JTF520RB	17	JTR1792	45	525	120
1050	Suzuki	DL1050 RR-M3 V-Strom DE	23	JTF520	JTF520RB	17	JTR1792	45	525	120
1050	Suzuki	DL1050 RR-M4 V-Strom DE	24	JTF520	JTF520RB	17	JTR1792	45	525	120
1050	Suzuki	DL1050 M4 V-Strom DE Adventure	24	JTF520	JTF520RB	17	JTR1792	45	525	120
1100	Suzuki	GS1100 E-L,ES Requires JTF518B front sprocket spacer	80-83	JTF518		15	JTR818	42	630	96
1100	Suzuki	GS1100 E,ES Requires JTF518B front sprocket spacer	84-86	JTF518		15	JTR818	42	630	102
1100	Suzuki	GSX1100 SZ,SD Katana Requires JTF518B front sprocket spacer	81-85	JTF518		15	JTR818	42	630	96
1100	Suzuki	GSX1100 ET,EX Requires JTF518B front sprocket spacer		JTF518		15	JTR818	42	630	96
1100	Suzuki	GSX1100 EZ,ESD Requires JTF518B front sprocket spacer	80-85	JTF518		15	JTR818	42	630	98
1100	Suzuki	GSX1100 EF,EG Requires JTF518B front sprocket spacer	85-88	JTF518		15	JTR818	42	630	102
1100	Suzuki	GSX1100 F-J,K	88-89	JTF440		15	JTR827	52	532	118
1100	Suzuki	GSX1100 F-J,K <<< 530 Chain Conversion	88-89	JTF513	JTF513RB	15	JTR816	52	530	118
1100	Suzuki	GSX1100 F-L,M,N,P,R,S,T	90-96	JTF440		15	JTR827	52	532	122
1100	Suzuki	GSX1100 F-L,M,N,P,R,S,T <<< 530 Chain Conversion	90-96	JTF513	JTF513RB	15	JTR816	52	530	122
1100	Suzuki	GSX-R1100 G,H,J	86-88	JTF440		14	JTR830	46	532	114
1100	Suzuki	GSX-R1100 G,H,J <<< 530 Chain Conversion	86-88	JTF513		14	JTR829	46	530	114

CC	Make	Model	Year	Front Sprocket			Rear		Chain		
				Normal	Special	T	Steel Sprocket	T	Pitch	Length	
1100	Suzuki	GSX-R1100 G,H	Australia	86-87	JTF440		14	JTR830	47	532	114
1100	Suzuki	GSX-R1100 G,H <<< 530 Chain Conversion	Australia	86-87	JTF513		14	JTR829	47	530	114
1100	Suzuki	GSX-R1100 G,H	USA	86-87	JTF440		14	JTR830	47	532	114
1100	Suzuki	GSX-R1100 G,H <<< 530 Chain Conversion	USA	86-87	JTF513		14	JTR829	47	530	114
1100	Suzuki	GSX-R1100 J	Germany	88	JTF440		14	JTR830	45	532	114
1100	Suzuki	GSX-R1100 J <<< 530 Chain Conversion	Germany	88	JTF513		14	JTR829	45	530	114
1100	Suzuki	GSX-R1100 K		89	JTF440		15	JTR827	48	532	114
1100	Suzuki	GSX-R1100 K <<< 530 Chain Conversion		89	JTF513	JTF513RB	15	JTR816	48	530	114
1100	Suzuki	GSX-R1100 K <<< 520 Chain Conversion		89	JTF308	JTF308RB	15	JTR1825	48	520	114
1100	Suzuki	GSX-R1100 L,M,WN		90-92	JTF440		15	JTR827	48	532	118
1100	Suzuki	GSX-R1100 L,M,WN <<< 530 Chain Conversion		90-92	JTF513	JTF513RB	15	JTR816	48	530	118
1100	Suzuki	GSX-R1100 L,M,WN <<< 520 Chain Conversion		90-92	JTF308	JTF308RB	15	JTR1825	48	520	118
1100	Suzuki	GSX-R1100 WP,WR		93-94	JTF440		15	JTR827	42	532	114
1100	Suzuki	GSX-R1100 WP,WR <<< 530 Chain Conversion		93-94	JTF513	JTF513RB	15	JTR816	42	530	114
1100	Suzuki	GSX-R1100 WP,WR <<< 520 Chain Conversion		93-94	JTF308	JTF308RB	15	JTR1825	42	520	114
1100	Suzuki	GSX-R1100 WS/WT/WV/WW		95-98	JTF440		16	JTR827	44	532	116
1100	Suzuki	GSX-R1100 WS/WT/WV/WW <<< 530 Chain Conversion		95-98	JTF513	JTF513RB	16	JTR816	44	530	116
1100	Suzuki	GSX-R1100 WT/WV	France	96-97	JTF440		15	JTR827	42	532	116
1100	Suzuki	GSX-R1100 WT/WV <<< 530 Chain Conversion	France	96-97	JTF513	JTF513RB	15	JTR816	42	530	116
1150	Suzuki	GS1150 ES3,ESE,EF,ESF,EF2,EG,ESG Requires JTF518B front sprocket spacer	USA	84-86	JTF518		15	JTR818	42	630	102
1200	Suzuki	GSF1200 T,V,W,X,Y,K1,K2,K3,K4,K5 Bandit		95-05	JTF513	JTF513RB	15	JTR816	45	530	110
1200	Suzuki	GSF1200 K6 Bandit		06	JTF513	JTF513RB	15	JTR1800	45	530	116
1200	Suzuki	GSF1200 S-T,V,W,X,Y,K1,K2,K3,K4,K5 Bandit		95-05	JTF513	JTF513RB	15	JTR816	45	530	110
1200	Suzuki	GSF1200 SA-K6 Bandit		06	JTF513	JTF513RB	15	JTR1800	45	530	116
1200	Suzuki	GSX1200 Inazuma		99-00	JTF513	JTF513RB	15	JTR816	44	530	112
1250	Suzuki	GSF1250 K7,K8,K9 Bandit (ABS)		07-09	JTF513	JTF513RB	18	JTR1800	43	530	118
1250	Suzuki	GSF1250 A-L0,L1,L2 Bandit (ABS)		10-12	JTF513	JTF513RB	18	JTR1800	43	530	118
1250	Suzuki	GSF1250 S-K7,K8,K9,L0,L1-L6 Bandit (ABS)		07-16	JTF513	JTF513RB	18	JTR1800	43	530	118
1250	Suzuki	GSF1250 SA-K7,K8,K9,L0,L1-L6 Bandit (ABS)		07-16	JTF513	JTF513RB	18	JTR1800	43	530	118
1250	Suzuki	GSF1250 SA-L0 Bandit Traveller(ABS)		10	JTF513	JTF513RB	18	JTR1800	43	530	118
1250	Suzuki	GSX1250 F / FA L0-L6		10-16	JTF513	JTF513RB	18	JTR1800	43	530	120
1250	Suzuki	GSX1250 FA Z		16	JTF513	JTF513RB	18	JTR1800	43	530	120
1250	Suzuki	GSX1250 FA-L1 ST		11	JTF513	JTF513RB	18	JTR1800	43	530	120
1300	Suzuki	GSX1300 BK-K8,K9,L0,L1 BK B-King		08-11	JTF423	JTF423RB	18	JTR1800	43	530	118
1300	Suzuki	GSX1300 BK-L2 BK B-King		12	JTF423	JTF423RB	18	JTR1800	43	530	118
1300	Suzuki	GSX-R1300 R-X,Y,K1,K2,K3,K4,K5,K6,K7 Hayabusa		99-07	JTF513	JTF513RB	17	JTR499	40	530	112
1300	Suzuki	GSX-R1300 R-K7 Hayabusa Ltd.		07	JTF513	JTF513RB	17	JTR499	40	530	112
1300	Suzuki	GSX-R1300 R-K8,K9,L0,L1,L2,L3,L5,L6,L7,L8 Hayabusa		08-18	JTF423	JTF423RB	18	JTR1800	43	530	118
1300	Suzuki	GSX-R1300 R-L9 Hayabusa		19	JTF423	JTF423RB	18	JTR1800	43	530	118
1300	Suzuki	GSX-R1300 R -M0,M1 Hayabusa	USA	20-21	JTF423	JTF423RB	18	JTR1800	43	530	118
1300	Suzuki	GSX-R1300 RRQ-M2 Hayabusa		22	JTF423	JTF423RB	18	JTR1800	43	530	118
1300	Suzuki	GSX-R1300 RRQ-M3 Hayabusa		23	JTF423	JTF423RB	18	JTR1800	43	530	118
1300	Suzuki	GSX-R1300 RRQ-M4 Hayabusa		24	JTF423	JTF423RB	18	JTR1800	43	530	118
1300	Suzuki	GSX-R1300 RRQ2-M4 Hayabusa		24	JTF423	JTF423RB	18	JTR1800	43	530	118
1300	Suzuki	GSX-R1300 RA-L9 Hayabusa		19	JTF423	JTF423RB	18	JTR1800	43	530	118
1300	Suzuki	GSX-R1300 RZ-K3,K4 Hayabusa		03-04	JTF513	JTF513RB	17	JTR499	40	530	112
1300	Suzuki	GSX-R1300 RZ-L6 Hayabusa		16	JTF423	JTF423RB	18	JTR1800	43	530	118
1400	Suzuki	GSX1400 K1,K2,K3,K4,K5,K6,K7,K8		01-08	JTF513	JTF513RB	18	JTR1797	41	530	116
SYM Bikes											
125	SYM	VF125	Greece / SE Asia		JTF273		15	JTR1212	37	428	106
125	SYM	XS125			JTF259		15	JTR838	38	428	
185	SYM	VF185 (Euro 4)	Greece / SE Asia	18-20	JTF1263		15	JTR930	48	428	124
185	SYM	VF185 (Euro 5)	Greece / SE Asia	21-23	JTF1263		15	JTR930	48	428	124

CC	Make	Model	Year	Front Sprocket			Rear		Chain		
				Normal	Special	T	Steel Sprocket	T	Pitch	Length	
Triumph Road Bikes											
600	Triumph	600 TT	00-03	JTF1182		14	JTR1792	42	525	106	
600	Triumph	600 TT (from VIN No:165717)	04	JTF1182		15	JTR1792	45	525	106	
600	Triumph	600 Daytona	03-04	JTF1182		14	JTR1792	45	525	108	
600	Triumph	600 Speed Four	03-05	JTF1182		14	JTR1792	42	525	106	
650	Triumph	650 Daytona	05	JTF1182		14	JTR1792	45	525	108	
660	Triumph	660 Daytona	24	JTF565	JTF565RB	15	JTR2020	51	520	102	
660	Triumph	660 Street Triple S A2 Licence	17-22	JTF520	JTF520RB	16	JTR2014	46	525	118	
660	Triumph	660 Tiger Sport	21-24	JTF565	JTF565RB	16	JTR2020	51	520	122	
660	Triumph	660 Trident	21-24	JTF565	JTF565RB	16	JTR2020	51	520	120	
675	Triumph	675 Daytona	06-17	JTF520	JTF520RB	16	JTR2014	47	525	116	
675	Triumph	675 Daytona R	11-17	JTF520	JTF520RB	16	JTR2014	47	525	116	
675	Triumph	675 Street Triple	08-16	JTF520	JTF520RB	16	JTR2014	47	525	118	
675	Triumph	675 Street Triple R	10-16	JTF520	JTF520RB	16	JTR2014	47	525	118	
750	Triumph	750 Daytona	91-95	JTF1180	JTF1180RB	17	JTR2010	48	530	114	
750	Triumph	750 Daytona	MK1 France	93	JTF1180	JTF1180RB	17	JTR2010	46	530	112
750	Triumph	750 Daytona	MK2 France	93	JTF1180	JTF1180RB	17	JTR2010	43	530	110
750	Triumph	750 Thunderbird	95	JTF1180	JTF1180RB	17	JTR2010	43	530	110	
750	Triumph	750 Trident	91-97	JTF1180	JTF1180RB	17	JTR2010	48	530	114	
765	Triumph	765 Street Triple R	17-22	JTF520	JTF520RB	16	JTR2014	46	525	118	
765	Triumph	765 Street Triple R	23	JTF520	JTF520RB	15	JTR2014	48	525	118	
765	Triumph	765 Street Triple R Low	18-20	JTF520	JTF520RB	16	JTR2014	46	525	118	
765	Triumph	765 Street Triple RS	17-22	JTF520	JTF520RB	16	JTR2014	46	525	118	
765	Triumph	765 Street Triple RS	23	JTF520	JTF520RB	15	JTR2014	48	525	118	
765	Triumph	765 Street Triple S	17-21	JTF520	JTF520RB	16	JTR2014	46	525	118	
800	Triumph	800 America	0	03-06	JTF1183		17	JTR1332	42	525	112
800	Triumph	800 Bonneville	02-06	JTF1183		17	JTR1792	43	525	104	
800	Triumph	800 Bonneville T100 Centennial Edition	02	JTF1183		17	JTR1792	43	525	104	
800	Triumph	800 Bonneville T100	03-05	JTF1183		17	JTR1792	43	525	104	
800	Triumph	800 Speedmaster	03-05	JTF1183		17	JTR1332	42	525	112	
800	Triumph	800 Tiger	11-16	JTF520	JTF520RB	16	JTR2014	50	525	122	
800	Triumph	800 Tiger XC	11-16	JTF520	JTF520RB	16	JTR2014	50	525	124	
800	Triumph	800 Tiger XCA	16-20	JTF520	JTF520RB	16	JTR2014	50	525	124	
800	Triumph	800 Tiger XCX	15-20	JTF520	JTF520RB	16	JTR2014	50	525	124	
800	Triumph	800 Tiger XR	15-20	JTF520	JTF520RB	16	JTR2014	50	525	124	
800	Triumph	800 Tiger XRT	16-20	JTF520	JTF520RB	16	JTR2014	50	525	124	
800	Triumph	800 Tiger XRX	15-20	JTF520	JTF520RB	16	JTR2014	50	525	124	
888	Triumph	850 Tiger Sport	21-24	JTF520	JTF520RB	16	JTR2015	50	525	122	
865	Triumph	865 America	07-12	JTF1183		17	JTR1332	42	525	112	
865	Triumph	865 America	13-15	JTF1183	JTF1183RB	18	JTR1332	42	525	112	
865	Triumph	865 America (OEM 520 Chain)	15-17	JTF1184		18	JTR2012	42	520	112	
865	Triumph	865 America LT	14-15	JTF1183		17	JTR1332	42	525	112	
865	Triumph	865 America LT (OEM 520 Chain)	14-17	JTF1184		18	JTR2012	42	520	112	
865	Triumph	865 Bonneville	07-15	JTF1183	JTF1183RB	18	JTR1792	43	525	104	
865	Triumph	865 Bonneville (OEM 520 Chain)	15-16	JTF1184		18	JTR1793	43	520	104	
865	Triumph	865 Bonneville Black	07	JTF1183	JTF1183RB	18	JTR1792	43	525	104	
865	Triumph	865 Bonneville SE	10-12	JTF1183	JTF1183RB	18	JTR1792	43	525	104	
865	Triumph	865 Bonneville Steve Mc Queen Edition	13-14	JTF1183	JTF1183RB	18	JTR1792	43	525	104	
865	Triumph	865 Bonneville Newchurch Special	15	JTF1183	JTF1183RB	18	JTR1792	43	525	104	
865	Triumph	865 Bonneville Land Speed Special Edition	15	JTF1183	JTF1183RB	18	JTR1792	43	525	104	
865	Triumph	865 Bonneville T100	06-15	JTF1183	JTF1183RB	18	JTR1792	43	525	104	
865	Triumph	865 Bonneville T100 (OEM 520 Chain)	15-16	JTF1184		18	JTR1793	43	520	104	
865	Triumph	865 Bonneville T100 Black	15	JTF1183	JTF1183RB	18	JTR1792	43	525	104	
865	Triumph	865 Bonneville T100 110th Anniversary Edition	13-14	JTF1183	JTF1183RB	18	JTR1792	43	525	104	
865	Triumph	865 Bonneville T100 Spirit Special	15	JTF1183	JTF1183RB	18	JTR1792	43	525	104	
865	Triumph	865 Scrambler	06-15	JTF1183	JTF1183RB	18	JTR1792	43	525	106	
865	Triumph	865 Scrambler	16-17	JTF1184		18	JTR1793	43	520	106	
865	Triumph	865 Speedmaster	06-15	JTF1183	JTF1183RB	18	JTR1332	42	525	112	

CC	Make	Model	Year	Front Sprocket			Rear		Chain	
				Normal	Special	T	Steel Sprocket	T	Pitch	Length
865	Triumph	865 Speedmaster	16-17	JTF1184		18	JTR2012	42	520	112
800	Triumph	865 Thruxton	07-15	JTF1183	JTF1183RB	18	JTR1792	43	525	104
865	Triumph	865 Thruxton (OEM 520 Chain)	15-16	JTF1184		18	JTR1793	43	520	
865	Triumph	865 Thruxton Ace Cafe	15	JTF1183	JTF1183RB	18	JTR1792	43	525	104
900	Triumph	900 Adventurer	96-98	JTF1180	JTF1180RB	17	JTR2010	43	530	110
900	Triumph	900 Adventurer	99-01	JTF1180	JTF1180RB	18	JTR2010	43	530	114
900	Triumph	900 Bonneville T100	17-19	JTF1185	JTF1185RB	17	JTR2020	41	520	102
900	Triumph	900 Bonneville T100	20-23	JTF1185	JTF1185RB	17	JTR2020	41	520	102
900	Triumph	900 Bonneville T100 Black	17-18	JTF1185	JTF1185RB	17	JTR2020	41	520	102
900	Triumph	900 Bonneville T100 Black	20-21	JTF1185	JTF1185RB	17	JTR2020	41	520	102
900	Triumph	900 Bonneville T100 Bud Ekins	20	JTF1185	JTF1185RB	17	JTR2020	41	520	102
900	Triumph	900 Daytona	94-97	JTF1180	JTF1180RB	17	JTR2010	46	530	112
900	Triumph	900 Daytona Super III	96	JTF1180	JTF1180RB	17	JTR2010	43	530	110
900	Triumph	900 Legend TT	99-00	JTF1180	JTF1180RB	17	JTR2010	43	530	114
900	Triumph	900 Legend Deluxe	01	JTF1180	JTF1180RB	17	JTR2010	43	530	114
900	Triumph	900 Scrambler	23-24	JTF1185	JTF1185RB	17	JTR2020	41	520	102
900	Triumph	900 Speed Triple	94-96	JTF1180	JTF1180RB	17	JTR2010	43	530	110
900	Triumph	900 Speed Twin	23-24	JTF1185	JTF1185RB	17	JTR2020	41	520	102
900	Triumph	900 Sprint	93-97	JTF1180	JTF1180RB	17	JTR2010	46	530	112
900	Triumph	900 Sprint Sport	98	JTF1180	JTF1180RB	17	JTR2010	46	530	110
900	Triumph	900 Sprint FT	99	JTF1180	JTF1180RB	17	JTR2010	43	530	110
900	Triumph	900 Street Twin	16-22	JTF1185	JTF1185RB	17	JTR2020	41	520	102
900	Triumph	900 Street Cup	16-19	JTF1185	JTF1185RB	17	JTR2020	41	520	102
900	Triumph	900 Street Scrambler	16-19	JTF1185	JTF1185RB	17	JTR2020	41	520	102
900	Triumph	900 Street Scrambler	20-21	JTF1185	JTF1185RB	17	JTR2020	41	520	102
900	Triumph	900 Street Twin	20-21	JTF1185	JTF1185RB	17	JTR2020	41	520	102
900	Triumph	900 Thunderbird	95-03	JTF1180	JTF1180RB	17	JTR2010	43	530	110
900	Triumph	900 Thunderbird Sport	98	JTF1180	JTF1180RB	17	JTR2010	43	530	110
900	Triumph	900 Thunderbird Sport	99-00	JTF1180	JTF1180RB	18	JTR2010	43	530	114
900	Triumph	900 Thunderbird Sport	01-04	JTF1180	JTF1180RB	17	JTR2010	43	530	114
900	Triumph	900 Tiger	91-00	JTF1180	JTF1180RB	18	JTR2010	48	530	114
900	Triumph	900 Tiger	20	JTF520	JTF520RB	16	JTR2015	50	525	
900	Triumph	900 Tiger GT	20-23	JTF520	JTF520RB	16	JTR2015	50	525	
900	Triumph	900 Tiger GT pro	20-23	JTF520	JTF520RB	16	JTR2015	50	525	
900	Triumph	900 Tiger Rally	20	JTF520	JTF520RB	16	JTR2015	50	525	
900	Triumph	900 Tiger Rally pro	20-23	JTF520	JTF520RB	16	JTR2015	50	525	
900	Triumph	900 Trident	91-98	JTF1180	JTF1180RB	17	JTR2010	46	530	114
900	Triumph	900 Trophy	91-95	JTF1180	JTF1180RB	17	JTR2010	46	530	112
900	Triumph	900 Trophy	96-97	JTF1180	JTF1180RB	17	JTR2010	42	530	110
900	Triumph	900 Trophy	98	JTF1180	JTF1180RB	17	JTR2010	43	530	110
900	Triumph	900 Trophy	99	JTF1180	JTF1180RB	17	JTR2010	44	530	110
900	Triumph	900 Trophy	00-01	JTF1180	JTF1180RB	18	JTR2010	43	530	110
955	Triumph	T595 Daytona	97-98	JTF1180	JTF1180RB	18	JTR2011	43	530	108
955	Triumph	955i Daytona	99-01	JTF1180	JTF1180RB	18	JTR2011	42	530	106
955	Triumph	955i Daytona (March 2001 >)	01-02	JTF1180	JTF1180RB	19	JTR1800	44	530	106
955	Triumph	955i Daytona Centennial Edition	02	JTF1180	JTF1180RB	19	JTR2011	42	530	106
955	Triumph	955i Daytona	03-06	JTF1180	JTF1180RB	18	JTR2011	42	530	106
955	Triumph	955i Daytona (Special Edition)	04	JTF1180	JTF1180RB	18	JTR2011	42	530	106
955	Triumph	T509 Speed Triple	97-98	JTF1180	JTF1180RB	18	JTR2011	43	530	108
955	Triumph	955 Speed Triple	99-01	JTF1180	JTF1180RB	18	JTR2011	43	530	108
955	Triumph	955 Speed Triple	02-04	JTF1180	JTF1180RB	18	JTR2011	42	530	106
955	Triumph	955 Sprint RS	00-03	JTF1180	JTF1180RB	19	JTR1800	43	530	108
955	Triumph	955 Sprint ST	99-04	JTF1180	JTF1180RB	18	JTR2011	43	530	108
955	Triumph	955 Tiger	01-04	JTF1180	JTF1180RB	18	JTR2010	46	530	114
955	Triumph	955 Tiger	05-06	JTF1180	JTF1180RB	18	JTR1800	46	530	114
1000	Triumph	1000 Daytona	91-95	JTF1180	JTF1180RB	17	JTR2010	48	530	112
1000	Triumph	1000 Daytona	Germany 91-94	JTF1180	JTF1180RB	17	JTR2010	48	530	110

CC	Make	Model	Year	Front Sprocket			Rear		Chain	
				Normal	Special	T	Steel Sprocket	T	Pitch	Length
1050	Triumph	1050 Speed Triple	05-11	JTF1180	JTF1180RB	18	JTR2011	42	530	106
1050	Triumph	1050 Speed Triple	12-15	JTF1180	JTF1180RB	18	JTR2011	43	530	108
1050	Triumph	1050 Speed Triple R	12-16	JTF1180	JTF1180RB	18	JTR2011	43	530	108
1050	Triumph	1050 Speed Triple R	16-19	JTF1180	JTF1180RB	18	JTR2011	43	530	108
1050	Triumph	1050 Speed Triple R	17	JTF1180	JTF1180RB	18	JTR2011	43	530	108
1050	Triumph	1050 Speed Triple R	18	JTF1180	JTF1180RB	18	JTR2011	43	530	108
1050	Triumph	1050 Speed Triple RS	18-21	JTF1180	JTF1180RB	18	JTR2011	43	530	108
1050	Triumph	1050 Speed Triple S	16-20	JTF1180	JTF1180RB	18	JTR2011	43	530	108
1050	Triumph	1050 Speed Triple S	20-21	JTF1180	JTF1180RB	18	JTR2011	43	530	108
1050	Triumph	1050 Speed 94	16	JTF1180	JTF1180RB	18	JTR2011	43	530	108
1050	Triumph	1050 Speed 94 R	16	JTF1180	JTF1180RB	18	JTR2011	43	530	108
1050	Triumph	1050 Sprint GT / SE	11-17	JTF1180	JTF1180RB	19	JTR2011	42	530	116
1050	Triumph	1050 Sprint GT / SE	18	JTF1180	JTF1180RB	19	JTR2011	42	530	116
1050	Triumph	1050 Sprint ST	05-11	JTF1180	JTF1180RB	19	JTR2011	42	530	106
1050	Triumph	1050 Tiger	07-14	JTF1180	JTF1180RB	18	JTR1800	44	530	114
1050	Triumph	1050 Tiger SE	09-14	JTF1180	JTF1180RB	18	JTR1800	44	530	114
1050	Triumph	1050 Tiger Sport	14-19	JTF1180	JTF1180RB	18	JTR2011	45	530	120
1050	Triumph	1050 Tiger Sport	20-21	JTF1180	JTF1180RB	18	JTR2011	45	530	120
1200	Triumph	1200 Bonneville T120	16-23	JTF1186	JTF1186RB	17	JTR2014	37	525	100
1200	Triumph	1200 Bonneville T120 Black	16-23	JTF1186	JTF1186RB	17	JTR2014	37	525	100
1200	Triumph	1200 Bonneville T120 Bud Ekins	20	JTF1186	JTF1186RB	17	JTR2014	37	525	100
1200	Triumph	1200 Bonneville Bobber	17-23	JTF1186	JTF1186RB	17	JTR2014	37	525	108
1200	Triumph	1200 Bonneville Bobber Black	18-21	JTF1186	JTF1186RB	17	JTR2014	37	525	108
1200	Triumph	1200 Bonneville Speedmaster	18-23	JTF1186	JTF1186RB	17	JTR2014	37	525	108
1200	Triumph	1200 Daytona	93-96	JTF1180	JTF1180RB	18	JTR2010	43	530	110
1200	Triumph	1200 Daytona	97	JTF1180	JTF1180RB	18	JTR2010	42	530	110
1200	Triumph	1200 Scrambler XC	19-23	JTF1186	JTF1186RB	16	JTR2014	44	525	110
1200	Triumph	1200 Scrambler XE	19-23	JTF1186	JTF1186RB	16	JTR2014	44	525	114
1200	Triumph	1200 Speed Triple RR	21-23	JTF1186	JTF1186RB	17	JTR2016	44	525	118
1200	Triumph	1200 Speed Triple RS	21-23	JTF1186	JTF1186RB	17	JTR2016	44	525	118
1200	Triumph	1200 Speed Twin	19-24	JTF1186	JTF1186RB	16	JTR2014	42	525	102
1200	Triumph	1200 Thruxton	16-22	JTF1186	JTF1186RB	16	JTR2014	42	525	100
1200	Triumph	1200 Thruxton R	16-20	JTF1186	JTF1186RB	16	JTR2014	42	525	100
1200	Triumph	1200 Thruxton RS	20-23	JTF1186	JTF1186RB	16	JTR2014	42	525	100
1200	Triumph	1200 Trophy	91-96	JTF1180	JTF1180RB	18	JTR2010	45	530	112
1200	Triumph	1200 Trophy	97-99	JTF1180	JTF1180RB	18	JTR2010	42	530	110
1200	Triumph	1200 Trophy	00	JTF1180	JTF1180RB	18	JTR2010	40	530	110
1200	Triumph	1200 Trophy	01	JTF1180	JTF1180RB	19	JTR2010	40	530	110
1200	Triumph	1200 Trophy	02-03	JTF1180	JTF1180RB	18	JTR2010	40	530	110

Voge Road Bikes

125	Voge	125 R Brivado	23-	JTF1264		15		52	428	130
300	Voge	300 AC Trofeo	20-23	JTF565	JTF565RB	14		40	520	106
300	Voge	300 GY Rally Valico	23-	JTF565	JTF565RB	14		48	520	110
300	Voge	300 R Brivado	21-23	JTF565	JTF565RB	14		40	520	106
500	Voge	500 R Brivado	21-23	JTF1381	JTF1381RB	15		45	520	118
500	Voge	DS500 LX Valico	21-23	JTF1381	JTF1381RB	15		45	520	118
500	Voge	DS500 X LX Valico	22-23	JTF1381	JTF1381RB	15		45	520	118
500	Voge	500 AC Trofeo	22-23	JTF1381	JTF1381RB	15		45	520	118

Yamaha Road Bikes

50	Yamaha	DT50	17W	Japan	91	JTF546		12	JTR832	48	420	112
50	Yamaha	DT50 M			78-80	JTF563		11	JTR832	45	420	104
50	Yamaha	DT50 M		Germany	78-80	JTF562		10	JTR832	52	420	108
50	Yamaha	DT50 M End.		Norway	78-82	JTF563		11	JTR832	42	420	102
50	Yamaha	DT50 MX			81-87	JTF563		11	JTR832	48	420	110
50	Yamaha	DT50 MX Auto		France	-86	JTF563		14	JTR832	42	420	106
50	Yamaha	DT50 MX Auto		France	86-88	JTF563		12	JTR832	38	420	104
50	Yamaha	DT50 MX-I,II		Norway	83-87	JTF563		11	JTR832	48	420	112
50	Yamaha	DT50 MX-II		Norway	88-	JTF563		11	JTR832	49	420	112

CC	Make	Model	Year	Front Sprocket			Rear		Chain		
				Normal	Special	T	Steel Sprocket	T	Pitch	Length	
50	Yamaha	DT50 MX-S	Germany	86-94	JTF563		10	JTR832	48	420	112
50	Yamaha	DT50 MX-S		88-95	JTF563		11	JTR832	48	420	112
50	Yamaha	DT50 U,W,A (DT-L/C)	USA	88-90	JTF546		13	JTR832	48	420	110
50	Yamaha	DT50 R		97-98	JTF1120		12	JTR832	52	420	128
50	Yamaha	DT50 R		99-02	JTF1120		12	JTR1832	52	420	128
50	Yamaha	DT50 R	2C21	03-06	JTF1120		11	JTR1131	50	420	126
50	Yamaha	DT50 R X-Limit		97-	JTF1120		12	JTR832	52	420	
50	Yamaha	DT50 SM Supermotard		02	JTF1120		12	JTR24	50	420	128
50	Yamaha	DT50 SM Supermotard	2C31	03-06	JTF1120		11	JTR1131	48	420	126
50	Yamaha	DT50 LC DE		00-01				JTR833	49	428	
50	Yamaha	DTR50 (DT50R)		88-90	JTF546		13	JTR832	45	420	120
50	Yamaha	DTR50 (DT50R)	Germany	89-94	JTF562		10	JTR832	48	420	122
50	Yamaha	DTR50 (DT50R)	Norway	89-	JTF563		11	JTR832	48	420	126
50	Yamaha	DTR50 (DT50R)		91-96	JTF546		13	JTR832	38	420	116
50	Yamaha	FS1			JTF563		13	JTR832	39	420	96
50	Yamaha	FS1 DX			JTF563		13	JTR832	39	420	96
50	Yamaha	FS1 DX	Germany	78	JTF563		11	JTR832	44	420	100
50	Yamaha	FS1 E		71-76	JTF563		14	JTR834	39	420	96
50	Yamaha	FS1 E DX			JTF563		14	JTR832	39	420	98
50	Yamaha	FS1 EA			JTF563		14	JTR832	39	420	96
50	Yamaha	FS1 SE			JTF563		13	JTR832	39	420	96
50	Yamaha	LB50 Chappy	France	-83	JTF546		14	JTR832	32	420	94
50	Yamaha	LB50 Chappy		-85	JTF546		14	JTR834	31	420	90
50	Yamaha	LB50 2M Chappy		86-94	JTF546		14	JTR834	32	420	94
50	Yamaha	LB50 3M Bop			JTF546		13	JTR834		420	
50	Yamaha	LB50 P E,F,G,H,J Chappy	USA	78-82	JTF546		14	JTR832	32	420	92
50	Yamaha	RD50		77-78	JTF563		13	JTR832	48	420	96
50	Yamaha	RD50 M Alloy Wheel		79-80	JTF563		11	JTR834	48	420	106
50	Yamaha	RD50 M Spoke Wheel		78	JTF563		12	JTR832	48	420	106
50	Yamaha	RD50 MX		79-80	JTF563		12	JTR834	48	420	106
50	Yamaha	RD50 MX		81-87	JTF563		12	JTR834	48	420	112
50	Yamaha	RD50 MX Auto	France		JTF563		12	JTR832	42	420	108
50	Yamaha	RX50 K,L Special	USA	83-84	JTF563		12	JTR832	47	420	110
50	Yamaha	RX50 M K,L Midnight Special	USA	83-84	JTF563		12	JTR832	47	420	110
50	Yamaha	RZ50	Japan		JTF546		13	JTR834	48	420	112
50	Yamaha	TDR50	3FY	Japan	88	JTF1263			46	428	106
50	Yamaha	TY50 M		78-81	JTF563		11	JTR832	46	420	104
50	Yamaha	TY50 M	Germany	78-81	JTF563		12	JTR832	52	420	108
50	Yamaha	TZR50 >>> 428 Chain Conversion	Spain		JTF1556		12	JTR835	47	428	134
50	Yamaha	TZR50 RR	5WX5	97-06	JTF1120		12	JTR1078	47	420	132
50	Yamaha	TZR50 X-Power		96-06	JTF1120		12	JTR1078	47	420	130
50	Yamaha	TZR50		07-12	JTF1120		11	JTR1078	60	420	
50	Yamaha	TZR50 50th Anniversary Ed.		12	JTF1120		11	JTR1078	60	420	
50	Yamaha	V50 M,P			JTF546		13	JTR834	39	420	100
50	Yamaha	YSR50	2AL	86-92	JTF563		12	JTR832	44	420	100
70	Yamaha	V70		76	JTF563		13	JTR834	36	420	102
75	Yamaha	V75		77	JTF546		13	JTR834	36	420	100
80	Yamaha	DT80 LC1	Germany	83-84	JTF1550		15	JTR843	48	428	120
80	Yamaha	DT80 LC1,LC2			JTF1550		15	JTR843	49	428	120
80	Yamaha	DT80 LC2	Germany	85-94	JTF1550		15	JTR843	51	428	126
80	Yamaha	DT80 M		-82	JTF563		15	JTR832	41	420	108
80	Yamaha	DT80 MX		83	JTF563		13	JTR832	41	420	108
80	Yamaha	DT80 MX-S		83-84	JTF542		13	JTR833	41	428	108
80	Yamaha	DT80 D,E,F,G,H,I,K	USA	77-83	JTF563		14	JTR832	41	420	106
80	Yamaha	FS80 SE			JTF546		15	JTR834	41	420	112
80	Yamaha	FZR80 RR		92-94	JTF555		15	JTR835	45	428	
80	Yamaha	GT80 A,B,C,D,E,F,G,H,J	USA	73-82	JTF563		14	JTR832	41	420	106

CC	Make	Model	Year	Front Sprocket			Rear		Chain		
				Normal	Special	T	Steel Sprocket	T	Pitch	Length	
80	Yamaha	LB80 Chappy		JTF546		15	JTR834	30	420	90	
80	Yamaha	LB80 Chappy	89-	JTF546		15	JTR834	32	420	92	
80	Yamaha	LB80	2AC,3D USA	76-77	JTF546		14	JTR834	36	420	92
80	Yamaha	LB80 II AD,AE	USA	77-78	JTF546		14	JTR834	31	420	88
80	Yamaha	RD80 LC 1		82	JTF546		15	JTR834	48	420	108
80	Yamaha	RD80 LC 1	Germany	82	JTF546		14	JTR834	48	420	108
80	Yamaha	RD80 LC 2		83-85	JTF555		14	JTR835	48	428	118
80	Yamaha	RD80 MX		82-85	JTF563		13	JTR834	41	420	108
80	Yamaha	RD80 MX	Europe	81-82	JTF561		15	JTR834	41	420	110
80	Yamaha	RD80	Norway		JTF563		14	JTR834	40	420	108
80	Yamaha	RX80 SE	Germany	82	JTF547		13	JTR834	39	420	106
80	Yamaha	RX80 SE Chopper	France		JTF547		13	JTR834	48	420	110
80	Yamaha	TZR80		92-95	JTF555		14	JTR835	48	428	
80	Yamaha	TZR80 R		96	JTF558		15	JTR1847	51	428	136
80	Yamaha	TZR80 RR		96	JTF1263		15	JTR835	46	428	126
80	Yamaha	V80			JTF546		13	JTR834	39	420	100
90	Yamaha	V90		75-78	JTF546		14	JTR834	36	420	100
100	Yamaha	AG100 F		79	JTF1606		14		47	428	112
100	Yamaha	AG100 G,H,I,FU,FW,B,D,E		80-93	JTF1606		14	JTR1925	51	428	118
100	Yamaha	DT100		76-80	JTF1263		16	JTR838	45	428	110
100	Yamaha	DT100 A,B,C	USA	74-76	JTF1263		14	JTR838	49	428	112
100	Yamaha	DT100 SD,E,F,G,H,J,MX	Australia	77-83	JTF546		14	JTR834	48	420	106
100	Yamaha	DT100 D,E,F,G,H,J,K	USA	77-83	JTF546		14	JTR834	45	420	102
100	Yamaha	RS100			JTF416		15	JTR838	36	428	110
100	Yamaha	RS100 B,C	USA	75-76	JTF1263		15	JTR838	36	428	102
100	Yamaha	RS100		76-80	JTF1263		16	JTR838	37	428	110
100	Yamaha	RS100	463 Norway	75-79	JTF418		14	JTR834	39	428	104
100	Yamaha	RS100	3LO Norway	80-82	JTF546		14	JTR834	44	420	114
100	Yamaha	RSX100 (RXS100)		83-94	JTF416		15	JTR838	37	428	110
100	Yamaha	RSX100 (RXS100)		95	JTF416		15	JTR838	36	428	110
100	Yamaha	RSX100 (RXS100)	Norway	84-	JTF546		14	JTR834	41	420	112
100	Yamaha	RX100		83-94	JTF416		15	JTR838	37	428	110
100	Yamaha	YB100		76-78	JTF563		16	JTR834	37	420	100
100	Yamaha	YB100		79-80	JTF546		15	JTR834	37	420	100
100	Yamaha	YB100 E		80-94	JTF546		15	JTR834	36	420	98
105	Yamaha	105 Crypton R	Greece / SE Asia	97-00	JTF1550		15	JTR838	37	428	100
110	Yamaha	F1Z 110	Greece / SE Asia		JTF1263		14	JTR838	39	428	100
110	Yamaha	T110 Crypton R	Greece / SE Asia	09-13	JTF1550		15	JTR838	36	428	100
115	Yamaha	115 Crypton R	Greece / SE Asia	05-07	JTF1550		15	JTR838	36	428	104
115	Yamaha	115 Crypton S	Greece / SE Asia	18-19	JTF546		14	JTR544	40	420	106
115	Yamaha	115 Crypton S >>> 428 Chain Conversion	Greece / SE Asia	18-19	JTF1550		14	JTR1544	40	428	106
125	Yamaha	DT125 E		74	JTF416		15	JTR1842	37	428	112
125	Yamaha	DT125 F		75-76	JTF416		15	JTR1842	45	428	110
125	Yamaha	DT125 A,B,C	USA	74-76	JTF1263		15	JTR1842	45	428	114
125	Yamaha	DT125 E	USA	77	JTF1263		15	JTR1842	49	428	118
125	Yamaha	DT125 F,G,H	USA	78-80	JTF1263		14	JTR1842	49	428	118
125	Yamaha	DT125 LC	France	87	JTF1263		16	JTR843	51	428	128
125	Yamaha	DT125 LC	France	88	JTF264		16	JTR843	50	428	130
125	Yamaha	DT125 LC 1 (4 F.H.)		84-87	JTF1263		15	JTR843	49	428	118
125	Yamaha	DT125 LC2, LC3		85-88	JTF1263		16	JTR843	53	428	126
125	Yamaha	DT125 MX (6 F.H.)	2A6/3YV	76-82	JTF416		15	JTR843	49	428	118
125	Yamaha	DT125 Tenere		89	JTF264		17	JTR843	50	428	126
125	Yamaha	DT125 Z		92-93	JTF264		16	JTR843	50	428	126
125	Yamaha	DTR125 (DT125R)		88-89	JTF558		17	JTR839	55	428	134

CC	Make	Model	Year	Front Sprocket			Rear		Chain	
				Normal	Special	T	Steel Sprocket	T	Pitch	Length
125	Yamaha	DTR125 (DT125R)	90-03	JTF558	JTF558RB	16	JTR839	57	428	134
125	Yamaha	DT125 RE	1001 04-06	JTF558	JTF558RB	16	JTR839	57	428	134
125	Yamaha	DT125 R Everts	05-06	JTF558	JTF558RB	16	JTR839	57	428	134
125	Yamaha	DT125 X	05-06	JTF558	JTF558RB	16	JTR839	57	428	134
125	Yamaha	DTR125 (DT125R)	France 92-94	JTF558		17	JTR839	57	428	134
125	Yamaha	MT125 (ABS)	BR3 15-19	JTF1550		14	JTR1844	48	428	132
125	Yamaha	MT125 (MTN125-A)	B6G 20-21	JTF1550		14	JTR1844	52	428	130
125	Yamaha	MT125 (MTN125-A)	B6G 22-23	JTF1550		14	JTR1844	52	428	130
125	Yamaha	MT125 (MTN125-A)	BSU 24	JTF1550		14	JTR1844	52	428	130
125	Yamaha	RD125 A,B,C	USA 74-76	JTF1263		14	JTR838	39	428	110
125	Yamaha	RD125	74-75	JTF416		14	JTR838	38	428	114
125	Yamaha	RD125	1E7 75-76	JTF416		15	JTR838	39	428	114
125	Yamaha	RD125 DX Spoke Wheel	2R6 75-77	JTF416		15	JTR837	39	428	112
125	Yamaha	RD125 DX Alloy Wheel	2R6 78-81	JTF416		15	JTR837	39	428	112
125	Yamaha	RD125 LC1	82-85	JTF1263		16	JTR835	46	428	118
125	Yamaha	RD125 LC2 YPVS	10W 85-87	JTF1263		16	JTR835	45	428	118
125	Yamaha	RDZ125	Japan 87-89	JTF1263		16	JTR835	45	428	118
125	Yamaha	RS125 DX	76-84	JTF416		15	JTR838	36	428	110
125	Yamaha	RS125 UR,MR	75	JTF1263		16	JTR838	35	428	104
125	Yamaha	RZ125	1GV Japan 85	JTF1263		16	JTR835	46	428	118
125	Yamaha	SR125	France -82	JTF1263		14	JTR843	49	428	120
125	Yamaha	SR125	Spain 82-97	JTF548		13	JTR835	49	428	120
125	Yamaha	SR125 SE	3MW 80-94	JTF1263		14	JTR843	49	428	120
125	Yamaha	SR125	3MW8 95-03	JTF1263		14	JTR835	49	428	120
125	Yamaha	TDR125	3XD 89-92	JTF558	JTF558RB	16	JTR839	53	428	136
125	Yamaha	TDR125	4FU 93-94	JTF558	JTF558RB	16	JTR1847	57	428	136
125	Yamaha	TDR125	4GW,4GX 93-94	JTF558	JTF558RB	16	JTR1847	57	428	136
125	Yamaha	TDR125	95-01	JTF558	JTF558RB	16	JTR1847	57	428	136
125	Yamaha	TW125	5EK 99-02	JTF1559		14	JTR1842	50	428	122
125	Yamaha	TW125	3XT,5RS 03-04	JTF1559		14	JTR1842	51	428	126
125	Yamaha	TZR125	88-93	JTF1263		16	JTR835	45	428	130
125	Yamaha	TZR125 R	Italy 93-94	JTF558	JTF558RB	16		47	428	130
125	Yamaha	TZR125 R	4DL Japan 93-95	JTF558	JTF558RB	16	JTR1847	47	428	136
125	Yamaha	TZR125 R	4HX/W,JG 93-96	JTF558	JTF558RB	16	JTR1870	46	428	140
125	Yamaha	TZR125 R	Germany 95-96	JTF558	JTF558RB	16	JTR1847	51	428	
125	Yamaha	TZR125 R (80 kmh)	Germany 97-99	JTF558	JTF558RB	16	JTR1870	46	428	140
125	Yamaha	TZR125 RR	96-00	JTF558		18	JTR1847	51	428	
125	Yamaha	WR125	98	JTF564			JTR853		520	
125	Yamaha	WR125 R-Y,Z,A,B,D,E,F	22B1/3 09-15	JTF1550		14	JTR839	53	428	134
125	Yamaha	WR125 X-Y,Z,A,B,D,E,F	22B2/4 09-15	JTF1550		14	JTR839	53	428	134
125	Yamaha	XSR125 (MTM125)	21-24	JTF1550		14	JTR1844	52	428	130
125	Yamaha	XSR125 Legacy (MTM125)	BLA2 23-24	JTF1550		14		52	428	130
125	Yamaha	XT125		JTF1263		14	JTR1842	50	428	118
125	Yamaha	XT125	France 82-87	JTF1263		14	JTR1842	49	428	118
125	Yamaha	XT125	2YE France 88-90	JTF1263		14	JTR843	53	428	120
125	Yamaha	XT125	2YU France 91-93	JTF1263		14	JTR1842	50	428	120
125	Yamaha	XT125 R	3D6,13D 05-07	JTF1263		14	JTR1134	50	428	128
125	Yamaha	XT125 R	08-11	JTF548		14	JTR1134	50	428	128
125	Yamaha	XT125 X	05-07	JTF1263		14	JTR1134	48	428	126
125	Yamaha	XT125 X	08-11	JTF548		14	JTR1134	48	428	126
125	Yamaha	XTZ125	02-04	JTF1263		14	JTR843	48	428	122
125	Yamaha	XV125 Virago	5AJ 97-01	JTF1573		13	JTR857	47	520	114
125	Yamaha	XV125 Virago (80 Kmh Version)	Germany 97-01	JTF1573		14	JTR857	45	520	114
125	Yamaha	XV5125 Drag Star	5JX 00-04	JTF558	JTF558RB	16	JTR1874	59	428	146
125	Yamaha	XV5125 Drag Star >>> 520 Chain Conversion	00-04	JTF564		13	JTR857	47	520	116
125	Yamaha	YB125	2CS 22	JTF548		14	JTR838	45	428	118
125	Yamaha	YBA125 Enticer	07-09	JTF555		14	JTR838	45	428	118

CC	Make	Model	Year	Front Sprocket			Rear		Chain		
				Normal	Special	T	Steel Sprocket	T	Pitch	Length	
125	Yamaha	YBR125	3D9	05-06	JTF1263		14	JTR838	45	428	118
125	Yamaha	YBR125	3D9,51D	07-15	JTF548		14	JTR838	45	428	118
125	Yamaha	YBR125 Custom	27S	08-15	JTF548		14	JTR838	43	428	118
125	Yamaha	YS125		17-19	JTF1559		14	JTR1844	43	428	126
125	Yamaha	YS125		19	JTF1559		14	JTR1844	43	428	126
125	Yamaha	YZF-R125		08-18	JTF1550		14	JTR1844	48	428	132
125	Yamaha	YZF-R125		19	JTF1550		14	JTR1844	52	428	130
125	Yamaha	YZF-R125		20	JTF1550		14	JTR1844	52	428	130
125	Yamaha	YZF-R125		21	JTF1550		14	JTR1844	52	428	130
125	Yamaha	YZF-R125	B5G	22	JTF1550		14	JTR1844	52	428	130
125	Yamaha	YZF-R125 50th Anniversary Edition		12	JTF1550		14	JTR1844	48	428	132
125	Yamaha	YZF-R125 Monster energy moto GP edition		20	JTF1550		14	JTR1844	52	428	130
125	Yamaha	YZF-R125 World GP 60th Anniversary Edition		22	JTF1550		14	JTR1844	52	428	130
125	Yamaha	Z125			JTF1263		14	JTR838	43	428	122
135	Yamaha	135 Crypton X		06-13	JTF1550		15	JTR838	39	428	112
150	Yamaha	M-SLAZ			JTF1550		15	JTR1844	47	428	
150	Yamaha	MT-15			JTF1550		14		54	428	
150	Yamaha	R15 V3			JTF1550		14		48	428	
160	Yamaha	FZ-16	India	08-	JTF1550		14	JTR1844	40	428	128
160	Yamaha	FZ-16	Brazil	08-	JTF1550		14	JTR1844	40	428	128
175	Yamaha	AG175 F			JTF1263		15	JTR1925	47	428	118
175	Yamaha	AG175 G,H,J,FU,B,D,E			JTF1263		14	JTR1925	47	428	118
175	Yamaha	DT175		74-77	JTF1263		16	JTR1842	37	428	114
175	Yamaha	DT175 A,B,C	USA	74-76	JTF1263		16	JTR1842	45	428	112
175	Yamaha	DT175 E,F,G,H	USA	77-81	JTF1263		16	JTR1842	49	428	118
175	Yamaha	DT175 MX (6 F.H.)		78-81	JTF416		15	JTR843	49	428	118
175	Yamaha	DT175 N,T,W,A,B,C,D,E,F,G,H		84-96	JTF1263		15	JTR843	49	428	118
185	Yamaha	SR185 H,J		81-82	JTF1263		15	JTR835	44	428	118
200	Yamaha	AG200 L,FU,FB,W,F		84-94	JTF1263		14	JTR1842	54	428	126
200	Yamaha	AG200	1FE Japan		JTF1263		15	JTR1842	45	428	118
200	Yamaha	DT200 L		85	JTF1554		13	JTR845	41	520	100
200	Yamaha	DT200 L	Australia	85	JTF1554		13		41	520	100
200	Yamaha	DT200 R		87	JTF264		16	JTR843	50	428	126
200	Yamaha	DT200 R	3ET	88	JTF558	JTF558RB	16	JTR839	53	428	126
200	Yamaha	DT200 R-W,D,E,F,G	2YY	89-95	JTF564		13	JTR853	43	520	106
200	Yamaha	DT200 WP,WR	3XP Japan	90	JTF564		13	JTR853	42	520	110
200	Yamaha	RD200 A,B,C	USA	70-76	JTF1263		14	JTR836	36	428	108
200	Yamaha	RD200 DX		75-77	JTF1263		16	JTR836	36	428	108
200	Yamaha	RD200 DX Alloy Wheel		78-81	JTF416		15	JTR837	39	428	112
200	Yamaha	RS200			JTF416		15	JTR836	39	428	112
200	Yamaha	TW200	3LY	89-	JTF1559		14	JTR1842	45	428	120
200	Yamaha	TW200 T,U,W,A,B,D,E,F	USA	87-94	JTF1559		14	JTR1842	50	428	126
200	Yamaha	TW200 G,H,K,L,M,N,P,R,S,T,V,W,X,Y,Z,A,B1,D1,E1,F1,G1,H1,I1,K1,L1		95-21	JTF1559		14	JTR1842	50	428	122
200	Yamaha	TW200 N1,P1,R1		22-24	JTF1559		14	JTR1842	50	428	122
200	Yamaha	TW200	Japan	91-17	JTF1559		14	JTR1842	45	428	120
200	Yamaha	XT200 J,K	47J Australia		JTF1263		15	JTR1842	48	428	118
200	Yamaha	XT200	47J Japan		JTF1263		15	JTR1842	45	428	118
200	Yamaha	XT200 J,K,CK	USA	82-83	JTF1263		15	JTR1842	47	428	118
225	Yamaha	TW225 E	Japan	02-07	JTF1559		14	JTR1842	45	428	120
225	Yamaha	XT225 (Disc Brake)	4JG	93-02	JTF1263		15		45	428	
225	Yamaha	XT225 D,E,F,L,M Serow (Drum Brake)		92-00	JTF1263		15	JTR1869	45	428	120
225	Yamaha	XT225 N,P,R,S,T,V,W Serow (Drum Brake)		01-07	JTF1263		15	JTR1869	45	428	120
240	Yamaha	XT240			JTF569		15	JTR845	46	520	102
250	Yamaha	DT250 MX		-80	JTF569		15	JTR853	43	520	104
250	Yamaha	DT250 MX		80-82	JTF569		16	JTR855	47	520	104
250	Yamaha	DT250 MX-D,E,F,G,H	Australia	77-82	JTF569		14	JTR855	47	520	104
250	Yamaha	FZR250 EXUP	3LN Japan	89-	JTF1263		17	JTR1847	56	428	130

CC	Make	Model	Year	Front Sprocket			Rear		Chain		
				Normal	Special	T	Steel Sprocket	T	Pitch	Length	
250	Yamaha	FZR250 Genesis	2KR,2RF Japan	89-	JTF1263		17	JTR1847	55	428	130
250	Yamaha	FZR250 Fazer	1HX,IKG Japan		JTF1263		17	JTR1847	52	428	130
250	Yamaha	MT-25	Japan	16-18	JTF565	JTF565RB	14	JTR486	43	520	112
250	Yamaha	RD250 A,B	USA	73-75	JTF513	JTF513RB	15	JTR848	39	530	92
250	Yamaha	RD250 DXC		76-77	JTF567		17	JTR848	39	530	96
250	Yamaha	RD250 DXD		77-78	JTF567		16	JTR849	38	530	96
250	Yamaha	RD250 DXE		78-80	JTF567		17	JTR854	38	530	96
250	Yamaha	RD250 LC	4L1	80-85	JTF567		16	JTR852	41	530	102
250	Yamaha	RZ250 L, FN, FS, T, W	Australia	84-91	JTF569		16	JTR846	40	520	106
250	Yamaha	RZ250 S, T, W	1AR	86-87	JTF569		16	JTR846	41	520	108
250	Yamaha	RZ250	4L3 Japan		JTF567		16	JTR852	41	530	102
250	Yamaha	RZ250 R	1XG Japan		JTF569		16	JTR846	41	520	110
250	Yamaha	RZZ250 RR	51L Japan		JTF569		16	JTR846	41	520	108
250	Yamaha	SR250 SE		79-84	JTF569		16	JTR845	45	520	102
250	Yamaha	SR250 H, J, K	Australia	80-84	JTF569		16	JTR845	46	520	104
250	Yamaha	SR250 G, H, J Exciter	USA	80-82	JTF569		16	JTR845	46	520	102
250	Yamaha	SR250 T H	USA	81	JTF569		16	JTR845	46	520	102
250	Yamaha	SR250	Spain	85-96	JTF569		14	JTR845	40	520	102
250	Yamaha	SR250		93-96	JTF569		16	JTR845	46	520	102
250	Yamaha	SRV250	Japan					JTR857	45	520	106
250	Yamaha	SRX250 N, T, CT		87	JTF1553		14	JTR845	43	520	106
250	Yamaha	TDR250	3CK,3CL	88-90	JTF565	JTF565RB	14	JTR846	45	520	108
250	Yamaha	TT-R250	USA	99-06	JTF583		13	JTR853	52	520	110
250	Yamaha	TZR250	1KT Japan	87-88	JTF565	JTF565RB	14	JTR846	41	520	110
250	Yamaha	TZR250	2MA,2XW	87-92	JTF565	JTF565RB	14	JTR846	41	520	110
250	Yamaha	TZR250 R V-Twin	3XV Japan	91-94	JTF565	JTF565RB	14		37	520	
250	Yamaha	TZR250 RC	3MA-1 Japan	89	JTF565	JTF565RB	14	JTR846	43	520	110
250	Yamaha	TZR250 RC Reverse Cylinder	3MA-3/5 Japan	90	JTF565	JTF565RB	14	JTR846	43	520	110
250	Yamaha	TZR250 SP Sports Production	3MA-4 Japan	90-	JTF565	JTF565RB	14	JTR846	43	520	110
250	Yamaha	XG250 Tricker		05-07	JTF1594		15		45	428	124
250	Yamaha	XS250	France		JTF567		16	JTR854	39	530	100
250	Yamaha	XS250 C Spoke Wheel		-78	JTF424		15	JTR854	43	530	106
250	Yamaha	XS250 Alloy Wheel		78	JTF424		15	JTR854	43	530	100
250	Yamaha	XS250 Alloy Wheel		79-80	JTF424		15	JTR854	43	530	106
250	Yamaha	XS250 SE, SG, SH, SK		80-82	JTF424		15	JTR854	41	530	104
250	Yamaha	XS250 RK, SK	Australia	82	JTF571		15	JTR840	38	530	100
250	Yamaha	XT250		81-90	JTF569		15	JTR845	46	520	98
250	Yamaha	XT250	3Y3 France		JTF569		16	JTR845	46	520	102
250	Yamaha	XT250 J		80	JTF569		15	JTR845	45	520	100
250	Yamaha	XT250 T	1EU Japan		JTF1588		19	JTR1842	52	428	128
250	Yamaha	XT250 TL	30X Australia	83-84	JTF431		15	JTR845	47	520	106
250	Yamaha	XT250 TL	30X Japan	83-84	JTF431		15	JTR845	48	520	106
250	Yamaha	XT250 G, H, J, K, W, A, B	Australia	80-92	JTF569		15	JTR845	47	520	98
250	Yamaha	XT250 TN, TS, TT	48Y Australia	85-87	JTF1553		15	JTR845	47	520	106
250	Yamaha	XT250 X, Y, Z, A, B, D, E, F, G, H, J, K, L, M		08-21	JTF1594		15	JTR1847	48	428	128
250	Yamaha	XT250 N, P, R		22-24	JTF1594		15	JTR1847	48	428	128
250	Yamaha	XT250 X Serrow	3C5 Japan		JTF1594		15	JTR1847	48	428	128
250	Yamaha	XV250	3LW/5, KF	89-94	JTF569		16	JTR857	45	520	114
250	Yamaha	XV250 S Virago		95-08	JTF569		16	JTR857	45	520	114
250	Yamaha	XV250 U, W, A Route 66	USA	88-90	JTF569		16	JTR857	45	520	114
250	Yamaha	XV250 C U, W, A Route 66	USA	88-90	JTF569		16	JTR857	45	520	114
250	Yamaha	XV250 G, H, J, K, L, M, N, P, R, S, T, V, W Virago Route 66	USA	95-07	JTF569		16	JTR857	45	520	114
250	Yamaha	XV250 C G, H, J, K, L, M, N, P, R, S, T, V, W Virago Route 66	USA	95-07	JTF569		16	JTR857	45	520	114
250	Yamaha	XV250 X, Y, Z, A1, B1, D1, E, F, G, H, J, K, L1 V-Star	USA	08-20	JTF569		16	JTR857	45	520	114
250	Yamaha	XV250 C X, Y, Z, A1, B1, D1, E, F, G, H, J, K, L1 V-Star	USA	08-20	JTF569		16	JTR857	45	520	114
250	Yamaha	XV250 M1 V-Star	USA	21	JTF569		16	JTR857	45	520	114
250	Yamaha	XV250 N1 V-Star	USA	22	JTF569		16	JTR857	45	520	114

CC	Make	Model	Year	Front Sprocket			Rear		Chain		
				Normal	Special	T	Steel Sprocket	T	Pitch	Length	
250	Yamaha	XV250 P1 V-Star	USA	23	JTF569		16	JTR857	45	520	114
250	Yamaha	XV250 V-Star		08-17	JTF569		16	JTR857	45	520	114
250	Yamaha	XV5250 Drag Star		01-04	JTF558		20	JTR1874	56	428	146
250	Yamaha	YBR250		07-11	JTF1594		15	JTR1870	44	428	132
250	Yamaha	YD250	3NU1/2 Japan		JTF569		16	JTR845	45	520	102
250	Yamaha	YZF-R25	Japan	15-18	JTF565	JTF565RB	14	JTR486	43	520	112
321	Yamaha	MT-03 (MTN320-A)	B082	16-20	JTF565	JTF565RB	14	JTR486	43	520	112
321	Yamaha	MT-03 (MTN320-A)		21	JTF565	JTF565RB	14	JTR486	43	520	112
321	Yamaha	MT-03 (MTN320-A)	BEV	22-23	JTF565	JTF565RB	14	JTR486	43	520	112
321	Yamaha	MT-03 (MTN320-A)	BEV	24	JTF565	JTF565RB	14	JTR486	43	520	112
321	Yamaha	YZF-R3		15-20	JTF565	JTF565RB	14	JTR486	43	520	112
321	Yamaha	YZF-R3 (YZF320-A)		21	JTF565	JTF565RB	14	JTR486	43	520	112
321	Yamaha	YZF-R3 (YZF320-A)		22-23	JTF565	JTF565RB	14	JTR486	43	520	112
321	Yamaha	YZF-R3 (YZF320-A)	B2X	24	JTF565	JTF565RB	14	JTR486	43	520	112
321	Yamaha	YZF-R3 Monster Energy Moto GP Edition	USA	20-21	JTF565	JTF565RB	14	JTR486	43	520	112
321	Yamaha	YZF-R3 World GP 60th Anniversary (YZFR3ANW)		22	JTF565	JTF565RB	14	JTR486	43	520	112
350	Yamaha	RD350 A,B	USA	73-75	JTF513	JTF513RB	15	JTR848	39	530	92
350	Yamaha	RD350 A,B		74-76	JTF513	JTF513RB	17	JTR848	37	530	92
350	Yamaha	RD350 LC	4L0	80-82	JTF567		16	JTR848	39	530	102
350	Yamaha	RD350 YPVS 1WX,1WW,31K,1JF,1JG		83-95	JTF569		17	JTR846	39	520	106
350	Yamaha	RZ350 K,L, FN, FS	Australia	83-87	JTF569		17	JTR846	40	520	106
350	Yamaha	RZ350 L/N	USA	84-85	JTF569		17	JTR846	40	520	106
350	Yamaha	RZ350 C N	USA	85	JTF569		17	JTR846	40	520	106
350	Yamaha	RZ350 F/N	USA	86-88	JTF569		17	JTR846	40	520	106
350	Yamaha	XT350 N,S,T,U,W,A,B,D,E,F,G,H,J,K,L,M	55V,3YT	85-00	JTF576		19	JTR1842	52	428	128
350	Yamaha	XT350 N,S,T,U,W,A,B,D,E,F,G,H,J,K,L,M	USA	85-00	JTF576		19	JTR1842	55	428	130
350	Yamaha	XT350 C N,S,T,U,W,A,B,D,E,F,G,H,J,K,L,M	USA	85-00	JTF576		19	JTR1842	55	428	130
360	Yamaha	X5360 C/D/2D	USA	76-77	JTF424		16	JTR849	40	530	100
400	Yamaha	DT400		75-76	JTF565	JTF565RB	16		43	520	100
400	Yamaha	DT400 MX		77-78	JTF569		17	JTR853	43	520	102
400	Yamaha	FZ400	4YR Japan	97	JTF565	JTF565RB	14	JTR245/3	47	520	110
400	Yamaha	FZ400 R	46X Japan	84-87	JTF575		16	JTR846	45	520	104
400	Yamaha	FZR400 Genesis	1WG Japan	88			15	JTR844	44	525	104
400	Yamaha	FZR400 Genesis <<< 520 Chain Conversion	1WG Japan	88	JTF578		15	JTR846	44	520	104
400	Yamaha	FZR400 R EXUP MK1,MK2	1WG Japan	88-89	JTF1587		19	JTR1847	55	428	130
400	Yamaha	FZR400 RR EXUP	3TJ1		JTF1587		19	JTR1847	55	428	130
400	Yamaha	FZR400 RR EXUP	3TJ2-7		JTF1587		19	JTR1847	52	428	128
400	Yamaha	FZR400 RR EXUP	4DX1/2	90-95	JTF1587		19	JTR1847	55	428	130
400	Yamaha	FZR400 RR EXUP >>> 520 Chain Conversion	4DX1/2	90-95	JTF578		15	JTR846	43	520	104
400	Yamaha	FZR400 SP EXUP <<< 520 Chain Conversion	1WG Japan		JTF578		15	JTR846	41	520	104
400	Yamaha	FZR400 U,W,A	USA	88-90	JTF1587		16	JTR1847	55	428	130
400	Yamaha	FZR400 SC U,W,A	USA	88-90	JTF1587		19	JTR1847	55	428	130
400	Yamaha	FZR400 RRSP,RR	USA	91-92	JTF1587		19	JTR1847	55	428	130
400	Yamaha	RD400 DX		76-77	JTF567		17	JTR849	38	530	96
400	Yamaha	RD400 DXE Alloy Wheel		78-80	JTF567		17	JTR854	38	530	96
400	Yamaha	RD400 C,D,E	USA	76-78	JTF424		17	JTR849	38	530	96
400	Yamaha	RD400 F Daytona	USA	79	JTF424		16	JTR854	37	530	96
400	Yamaha	SR400 E,EC,F,FC,G,GC,H,HC	2RD	14-17	JTF1587		19	JTR1839	56	428	130
400	Yamaha	SR400	Japan	88-13	JTF1587		19	JTR1839	56	428	130
400	Yamaha	SRX400	Japan		JTF1589		19	JTR1847	50	428	
400	Yamaha	SRX400	1JL035439 Japan		JTF577		14	JTR846	41	520	106
400	Yamaha	XJ400		82	JTF571		16	JTR856	45	530	104
400	Yamaha	XJ400	4G0 Japan		JTF571		16	JTR856	46	530	104
400	Yamaha	XJ400 Z,ZS	33M,35J Japan		JTF571		16	JTR862	46	530	104
400	Yamaha	XJR400	Japan	93-08	JTF582		15	JTR846	45	520	110
400	Yamaha	XJR400 R	Japan	93-07	JTF582		15	JTR846	45	520	110

CC	Make	Model	Year	Front Sprocket			Rear		Chain		
				Normal	Special	T	Steel Sprocket	T	Pitch	Length	
400	Yamaha	XJR400 R2	Japan	96	JTF582		15	JTR846	45	520	110
400	Yamaha	XJR400 S	Japan	94	JTF582		15	JTR846	45	520	110
400	Yamaha	XS400 Alloy Wheel		79-80	JTF567		16	JTR854	39	530	104
400	Yamaha	XS400 Alloy Wheel		78	JTF567		17	JTR854	38	530	98
400	Yamaha	XS400 DOHC		82	JTF571		16	JTR840	38	530	102
400	Yamaha	XS400 SE		80-82	JTF567		16	JTR854	36	530	104
400	Yamaha	XS400 D,2E	USA	77-78	JTF424		16	JTR854	37	530	96
400	Yamaha	XS400 E,F,2F	USA	78-79	JTF424		16	JTR854	39	530	102
400	Yamaha	XS400 G,H Heritage	USA	80-81	JTF424		16	JTR854	37	530	102
400	Yamaha	XS400 S G,H Maxim	USA	80-81	JTF424		16	JTR1911	37	530	102
400	Yamaha	XS400 S J Seca	USA	82	JTF424		16	JTR1911	37	530	102
400	Yamaha	XS400 J,K	USA	82-83	JTF571		16	JTR840	35	530	100
400	Yamaha	XS400 R J,K Maxim	USA	82-83	JTF571		16	JTR840	38	530	102
400	Yamaha	XT400		81-82	JTF565	JTF565RB	16	JTR853	46	520	102
400	Yamaha	XT400 4 Valve		83-84	JTF575		15	JTR857	45	520	102
500	Yamaha	FZR500 H,M,N		89-90	JTF513	JTF513RB	15	JTR865	49	530	106
500	Yamaha	RD500 LC	47X,1GE	84-87	JTF579		15	JTR862	38	530	102
500	Yamaha	RZV500 R	1GG Japan		JTF579		15	JTR862	38	530	102
500	Yamaha	RZ500 F L,N,S	USA	84-86	JTF579		15		40	530	
500	Yamaha	SR500 2J2,48U,4E6,4F9,1RU,48T,3EB1		78-91	JTF513	JTF513RB	16	JTR841	42	530	104
500	Yamaha	SR500 E,F,G,H	USA	78-81	JTF513	JTF513RB	16	JTR841	42	530	104
500	Yamaha	SR500		91-00	JTF1587		20	JTR1839	55	428	130
500	Yamaha	SR500 >>> 520 Chain Conversion		91-00	JTF578		15	JTR853	41	520	104
500	Yamaha	TT500 D,E,F,G		77-80	JTF565	JTF565RB	15	JTR853	52	520	100
500	Yamaha	TX500/TX 500 A	USA	73-74	JTF513	JTF513RB	17	JTR850	43	530	108
500	Yamaha	XS500 A,B Spoke Wheel		75-77	JTF568		17	JTR850	40	530	106
500	Yamaha	XS500 A,B	USA	74-75	JTF513	JTF513RB	17	JTR850	43	530	108
500	Yamaha	XS500 C Alloy Wheel		76-77	JTF568		16	JTR854	43	530	108
500	Yamaha	XS500 D Alloy Wheel		78-80	JTF513	JTF513RB	17	JTR854	41	530	106
500	Yamaha	XS500 C,D,E	USA	76-78	JTF513	JTF513RB	16	JTR854	42	530	106
500	Yamaha	XT500 D,E,F,G,H		77-85	JTF565	JTF565RB	16	JTR853	43	520	100
500	Yamaha	XT500	Germany	86-	JTF565	JTF565RB	16	JTR853	42	520	100
500	Yamaha	XT500 >>> 530 Chain Conversion		78	JTF570		16	JTR841	42	530	102
550	Yamaha	XJ550		81-85	JTF571		16	JTR856	45	530	104
550	Yamaha	XJ550 H,J,K Maxim	USA	81-83	JTF571		16	JTR856	45	530	104
550	Yamaha	XJ550 R H Seca	USA	81	JTF571		16	JTR856	46	530	104
550	Yamaha	XJ550 R J,K Seca	USA	82-83	JTF571		16	JTR856	45	530	104
550	Yamaha	XT550		82-83	JTF575		15	JTR857	39	520	98
600	Yamaha	FJ600 L,LC,N,NC	USA	84-85	JTF571		16	JTR862	45	530	106
600	Yamaha	FZ600		87-89	JTF571		16	JTR862	45	530	104
600	Yamaha	FZ600	France	86-88	JTF571		16	JTR862	44	530	104
600	Yamaha	FZ600 S,T,U	USA	86-88	JTF571		16	JTR862	46	530	104
600	Yamaha	FZ600 C S,T,U	USA	86-88	JTF571		16	JTR862	46	530	104
600	Yamaha	FZ6	1B3	04-09	JTF580	JTF580RB	16	JTR479	46	530	118
600	Yamaha	FZ6 <<< 520 Chain Conversion		04-09	JTF1581		16	JTR486	46	520	118
600	Yamaha	FZ6 <<< 520 Chain Conversion (Aluminium Rear)		04-09	JTF1581		16	JTA486BLK	46	520	118
600	Yamaha	FZ6 YCB, YCL, YL (FZ56)	USA	09	JTF580	JTF580RB	16	JTR479	46	530	118
600	Yamaha	FZ6 RYCB, RYCL (FZ6R) (California Edition)	USA	09	JTF1595	JTF1595RB	16	JTR305	46	520	118
600	Yamaha	FZ6 RYL (FZ6R)	USA	09	JTF1595	JTF1595RB	16	JTR305	46	520	118
600	Yamaha	FZ6R RYW, RYY	USA	09	JTF1595	JTF1595RB	16	JTR305	46	520	118
600	Yamaha	FZ6R RYCW, RYCY (California Edition)	USA	09	JTF1595	JTF1595RB	16	JTR305	46	520	118
600	Yamaha	FZ-6R RZB, RZCB, RZCL, RZCR, RZCW, RZL, RZR, RZW	USA	10	JTF1595	JTF1595RB	16	JTR305	46	520	118
600	Yamaha	FZ-6R RAB, RACB, RBB, RBCB, RBCW, RBW, REB, RER, RGB, RGCB, RBS, RHCS	USA	11-17	JTF1595	JTF1595RB	16	JTR305	46	520	118
600	Yamaha	FZ6 Fazer	5VX, 4P5	04-08	JTF580	JTF580RB	16	JTR479	46	530	118
600	Yamaha	FZ6 Fazer <<< 520 Chain Conversion		04-08	JTF1581		16	JTR486	46	520	118
600	Yamaha	FZ6 Fazer <<< 520 Chain Conversion (Aluminium Rear)		04-08	JTF1581		16	JTA486BLK	46	520	118
600	Yamaha	FZ6 Fazer S2 ABS	4S8, 5S2	07-09	JTF580	JTF580RB	16	JTR479	46	530	118

RB - OEM Technology Rubber Cushioned Front Sprocket

CC	Make	Model	Year	Front Sprocket			Rear		Chain	
				Normal	Special	T	Steel Sprocket	T	Pitch	Length
600	Yamaha	FZ6 Fazer S2 ABS <<< 520 Chain Conversion	07-09	JTF1581		16	JTR486	46	520	118
600	Yamaha	FZ6 Fazer S2 ABS <<< 520 Chain Conversion (Aluminium Rear)	07-09	JTF1581		16	JTA486BLK	46	520	118
600	Yamaha	FZ6 S2 555	07-09	JTF580	JTF580RB	16	JTR479	46	530	118
600	Yamaha	FZ6 S2 <<< 520 Chain Conversion	07-09	JTF1581		16	JTR486	46	520	118
600	Yamaha	FZ6 S2 <<< 520 Chain Conversion (Aluminium Rear)	07-09	JTF1581		16	JTA486BLK	46	520	118
600	Yamaha	FZR600 D,E 3HE	92-93	JTF513	JTF513RB	15	JTR865	45	530	106
600	Yamaha	FZR600 W,A,B 3RG,3RH	89-91	JTF513	JTF513RB	15	JTR865	46	530	106
600	Yamaha	FZR600 R/RC-A,B,D,E,F,G,H,I,K,L USA	90-99	JTF513	JTF513RB	15	JTR865	45	530	106
600	Yamaha	FZR600 RF (YZF600) 4JH	94-95	JTF513	JTF513RB	15	JTR859	47	530	108
600	Yamaha	FZS600 Fazer 5DM,5RT	98-03	JTF513	JTF513RB	15	JTR859	48	530	110
600	Yamaha	FZS600 SP Fazer 5DM	00-01	JTF513	JTF513RB	15	JTR859	48	530	110
600	Yamaha	SRX600 35X Japan	90-			16	JTR1847	47	428	138
600	Yamaha	SRX600 1XL,1XM	86-94	JTF575		15	JTR846	37	520	104
600	Yamaha	TT600 L,N,S,T,A,B,D	83-92	JTF575		14	JTR853	50	520	116
600	Yamaha	TT600 E France	96-97	JTF575		14	JTR1857	47	520	110
600	Yamaha	TT600 E	96-00	JTF575		15	JTR853	47	520	110
600	Yamaha	TT600 R	98-03	JTF577	JTF577RB	15	JTR853	44	520	112
600	Yamaha	TT600 RE 5CH5 Fit front sprocket with original 6mm spacer	04	JTF1577		15	JTR857	47	520	114
600	Yamaha	XJ600	86-88	JTF571		16	JTR862	45	530	106
600	Yamaha	XJ600	91-92	JTF571		17	JTR862	44	530	106
600	Yamaha	XJ600 51H,51J	84-85	JTF571		16	JTR862	44	530	106
600	Yamaha	XJ600 H,N	89-90	JTF571		16	JTR862	44	530	106
600	Yamaha	XJ600 S/SC- D,E,F,G,H,I,K Seca II USA	92-98	JTF582	JTF582RB	16	JTR855	48	520	110
600	Yamaha	XJ600 S-D,E,F,G,H,I,K,L,M,N,P,R Diversion 4BRA,B	92-03	JTF582	JTF582RB	16	JTR855	48	520	110
600	Yamaha	XJ600 S-L,M Diversion 4DG	99-00	JTF582	JTF582RB	16	JTR855	46	520	110
600	Yamaha	XJ600 N 4KE,4MB	95-03	JTF582	JTF582RB	16	JTR855	48	520	110
600	Yamaha	XJ600 N 4KF5	98-00	JTF582	JTF582RB	16	JTR855	46	520	108
600	Yamaha	XJ6 20S	09-15	JTF1595	JTF1595RB	16	JTR305	46	520	118
600	Yamaha	XJ6 SP	13	JTF1595	JTF1595RB	16	JTR305	46	520	118
600	Yamaha	XJ6 ABS 36B	09-15	JTF1595	JTF1595RB	16	JTR305	46	520	118
600	Yamaha	XJ6 Diversion 36C	09-15	JTF1595	JTF1595RB	16	JTR305	46	520	118
600	Yamaha	XJ6 Diversion ABS 36D	09-15	JTF1595	JTF1595RB	16	JTR305	46	520	118
600	Yamaha	XJ6 Diversion F ABS 1DG,1CW	10-15	JTF1595	JTF1595RB	16	JTR305	46	520	118
600	Yamaha	XT600	83-84	JTF575		15	JTR857	39	520	104
600	Yamaha	XT600	85-86	JTF575		15	JTR857	40	520	104
600	Yamaha	XT600 D,E 87	87	JTF577	JTF577RB	15	JTR857	40	520	104
600	Yamaha	XT600 H 87-89	87-89	JTF577	JTF577RB	15	JTR857	39	520	104
600	Yamaha	XT600 K 91-94	91-94	JTF577	JTF577RB	15	JTR857	39	520	102
600	Yamaha	XT600 E 89-98	89-98	JTF577	JTF577RB	15	JTR857	45	520	106
600	Yamaha	XT600 E 4PT/45L Fit front sprocket with original 6mm spacer	99-03	JTF1577		15	JTR857	45	520	106
600	Yamaha	XT600 E (Lightweight Rear Sprocket) 4PT/45L Fit front sprocket with original 6mm spacer	99-03	JTF1577		15	JTR1857	45	520	106
600	Yamaha	XT600 Tenere 84	84	JTF575		15	JTR857	39	520	104
600	Yamaha	XT600 H,N,D,E,Z Tenere 85-88	85-88	JTF575		15	JTR857	40	520	104
600	Yamaha	XT600 Z Tenere 89-94	89-94	JTF577	JTF577RB	15	JTR857	45	520	106
600	Yamaha	XT600 L,N,S,T,U,W USA	84-89	JTF575		15	JTR857	42	520	104
600	Yamaha	XT600 C-L,N,S,T,U,W USA	84-89	JTF575		15	JTR857	42	520	104
600	Yamaha	XT600 E,EC-A,B,D,E,F,G USA	90-95	JTF577	JTF577RB	15	JTR857	45	520	106
600	Yamaha	XT600 E,EC-A,B,D,E,F,G (Lightweight Rear Sprocket) USA	90-95	JTF577	JTF577RB	15	JTR1857	45	520	106
600	Yamaha	YX600 C-S,T Radian USA	86-87	JTF571		16	JTR862	44	530	104
600	Yamaha	YX600 C-U,W,A Radian USA	88-90	JTF571		16	JTR862	45	530	104

CC	Make	Model	Year	Front Sprocket			Rear		Chain	
				Normal	Special	T	Steel Sprocket	T	Pitch	Length
600	Yamaha	YZF600R Thunder Cat 4TV/4WE	96-03	JTF513	JTF513RB	15	JTR859	47	530	108
600	Yamaha	YZF600R Thunder Cat <<< 520 Chain Conversion	96-03	JTF512	JTF512RB	15	JTR245/3	47	520	108
600	Yamaha	YZF600R-T,V,W	05-07	JTF513	JTF513RB	15	JTR859	47	530	108
600	Yamaha	YZF600R-T,V,W <<< 520 Chain Conversion	05-07	JTF512	JTF512RB	15	JTR245/3	47	520	108
600	Yamaha	YZF-R6 5EB	99-02	JTF584		16	JTR1873	48	532	116
600	Yamaha	YZF-R6 <<< 530 Chain Conversion	99-02	JTF580	JTF580RB	16	JTR1871	48	530	116
600	Yamaha	YZF-R6 <<< 520 Chain Conversion	99-02	JTF1581		16	JTR1303	48	520	116
600	Yamaha	YZF-R6 <<< 520 Chain Conversion (Aluminium Rear)	99-02	JTF1581		16	JTA1303BLK	48	520	116
600	Yamaha	YZF-R6 5SL	03-05	JTF584		16	JTR1875	48	532	116
600	Yamaha	YZF-R6 <<< 530 Chain Conversion	03-05	JTF580	JTF580RB	16	JTR479	48	530	116
600	Yamaha	YZF-R6 <<< 520 Chain Conversion	03-05	JTF1581		16	JTR486	48	520	116
600	Yamaha	YZF-R6 <<< 520 Chain Conversion (Aluminium Rear)	03-05	JTF1581		16	JTA486BLK	48	520	116
600	Yamaha	YZF-R6 13S,1J5,2CX	06-20	JTF1586	JTF1586RB	16	JTR1876	45	525	114
600	Yamaha	YZF-R6 >>> 530 Chain Conversion	06-20	JTF580	JTF580RB	16	JTR479	45	530	114
600	Yamaha	YZF-R6 <<< 520 Chain Conversion	06-20	JTF1581		16	JTR486	45	520	114
600	Yamaha	YZF-R6 <<< 520 Chain Conversion (Aluminium Rear)	06-20	JTF1581		16	JTA486BLK	45	520	114
600	Yamaha	YZF-R6 GYTR	22-24	JTF1586	JTF1586RB	16	JTR1876	45	525	114
600	Yamaha	YZF-R6 GYTR >>> 530 Chain Conversion	22-24	JTF580	JTF580RB	16	JTR479	45	530	114
600	Yamaha	YZF-R6 GYTR <<< 520 Chain Conversion	22-24	JTF1581		16	JTR486	45	520	114
600	Yamaha	YZF-R6 GYTR <<< 520 Chain Conversion (Aluminium Rear)	22-24	JTF1581		16	JTA486BLK	45	520	114
600	Yamaha	YZF-R6 Racebase	23-24	JTF1586	JTF1586RB	16	JTR1876	45	525	114
600	Yamaha	YZF-R6 Racebase >>> 530 Chain Conversion	23-24	JTF580	JTF580RB	16	JTR479	45	530	114
600	Yamaha	YZF-R6 Racebase <<< 520 Chain Conversion	23-24	JTF1581		16	JTR486	45	520	114
600	Yamaha	YZF-R6 Racebase <<< 520 Chain Conversion (Aluminium Rear)	23-24	JTF1581		16	JTA486BLK	45	520	114
600	Yamaha	YZF-R6 50th Anniversary Edition	12	JTF1586	JTF1586RB	16	JTR1876	45	525	114
600	Yamaha	YZF-R6 50th Anniversary Edition >>> 530 Chain Conversion	12	JTF580	JTF580RB	16	JTR479	45	530	114
600	Yamaha	YZF-R6 50th Anniversary Edition <<< 520 Chain Conversion	12	JTF1581		16	JTR486	45	520	114
600	Yamaha	YZF-R6 50th Anniversary Edition <<< 520 Chain Conversion (Aluminium Rear)	12	JTF1581		16	JTA486BLK	45	520	114
600	Yamaha	YZF-R6 60th Anniversary Edition	16	JTF1586	JTF1586RB	16	JTR1876	45	525	114
600	Yamaha	YZF-R6 60th Anniversary Edition >>> 530 Chain Conversion	16	JTF580	JTF580RB	16	JTR479	45	530	114
600	Yamaha	YZF-R6 60th Anniversary Edition <<< 520 Chain Conversion	16	JTF1581		16	JTR486	45	520	114
600	Yamaha	YZF-R6 60th Anniversary Edition <<< 520 Chain Conversion (Aluminium Rear)	16	JTF1581		16	JTA486BLK	45	520	114
600	Yamaha	YZF-R6 S	06-10	JTF584		16	JTR1875	48	532	116
600	Yamaha	YZF-R6 S <<< 530 Chain Conversion	06-10	JTF580	JTF580RB	16	JTR479	48	530	116
600	Yamaha	YZF-R6 S <<< 520 Chain Conversion	06-10	JTF1581		16	JTR486	48	520	116
600	Yamaha	YZF-R6 S <<< 520 Chain Conversion (Aluminium Rear)	06-10	JTF1581		16	JTA486BLK	48	520	116
650	Yamaha	TX650 USA	72-74	JTF568		17	JTR850	34	530	104
650	Yamaha	X5650	75-81	JTF568		17	JTR850	33	530	104
650	Yamaha	X5650 B,C,D,E,F,G,H,2F USA	74-81	JTF568		17	JTR850	34	530	104
650	Yamaha	X5650 S E,F,G,H,J,K Heritage USA	78-83	JTF568		17	JTR850	34	530	104
660	Yamaha	MT-03 5YK	06-12	JTF308	JTF308RB	15	JTR855	47	520	112
660	Yamaha	SZR660	96-98	JTF577	JTF577RB	15	JTR846	39	520	110
660	Yamaha	XT660 R 5VK	04-15	JTF308	JTF308RB	15	JTR855	45	520	110
660	Yamaha	XT660 X Super Motard 1D2,10S	04-15	JTF308	JTF308RB	15	JTR855	45	520	110
660	Yamaha	XTZ660 Tenere 3YF	91-95	JTF577	JTF577RB	15	JTR857	45	520	110
660	Yamaha	XTZ660 Tenere	96-98	JTF577	JTF577RB	15	JTR857	46	520	110
660	Yamaha	XTZ660 Z Tenere 11D	08-15	JTF308	JTF308RB	15	JTR855	45	520	110
660	Yamaha	XTZ660 Z Tenere ABS 11D	11-15	JTF308	JTF308RB	15	JTR855	45	520	110
700	Yamaha	FZ700 T Genesis USA	87	JTF580	JTF580RB	16	JTR865	46	530	112
690	Yamaha	FZ-07 F,FC,G,GC	15-17	JTF1591	JTF1591RB	16	JTR1876	43	525	108
700	Yamaha	FZX700 S,T,CS,CT Fazer USA	86-87	JTF580	JTF580RB	16	JTR865	44	530	108
690	Yamaha	MT-07 (ABS) (MTN690-A) 1WS,1XB	14-19	JTF1591	JTF1591RB	16	JTR1876	43	525	108
690	Yamaha	MT-07 (ABS) (MTN690-A)	20	JTF1591	JTF1591RB	16	JTR1876	43	525	108
690	Yamaha	MT-07 (MTN690-A)	21	JTF1591	JTF1591RB	16	JTR1876	43	525	108
690	Yamaha	MT-07 (MTN690-A)	22-23	JTF1591	JTF1591RB	16	JTR1876	43	525	108

RB - OEM Technology Rubber Cushioned Front Sprocket

CC	Make	Model	Year	Front Sprocket			Rear		Chain	
				Normal	Special	T	Steel Sprocket	T	Pitch	Length
700	Yamaha	MT-07 (MTN690-A)	24	JTF1591	JTF1591RB	16	JTR1876	43	525	108
690	Yamaha	MT-07 Motocage (ABS)	15-16	JTF1591	JTF1591RB	16	JTR1876	43	525	108
690	Yamaha	Tracer 700	17-19	JTF1591	JTF1591RB	16	JTR1876	43	525	114
690	Yamaha	Tracer 700 (MTT690-A)	20	JTF1591	JTF1591RB	16	JTR1876	45	525	116
690	Yamaha	Tracer 7 (MTT690)	21-23	JTF1591	JTF1591RB	16	JTR1876	45	525	116
690	Yamaha	Tracer 7 (MTT690)	24	JTF1591	JTF1591RB	16	JTR1876	45	525	116
690	Yamaha	Tracer 7 GT (MTT690)	21-24	JTF1591	JTF1591RB	16	JTR1876	45	525	116
690	Yamaha	XSR700 G,H,J	16-18	JTF1591	JTF1591RB	16	JTR1876	43	525	108
690	Yamaha	XSR700 K,L	19-20	JTF1591	JTF1591RB	16	JTR1876	43	525	108
690	Yamaha	XSR700 (MTM690)	21-23	JTF1591	JTF1591RB	16	JTR1876	43	525	108
690	Yamaha	XSR700 (MTM690)	24	JTF1591	JTF1591RB	16	JTR1876	43	525	108
690	Yamaha	XSR700 Legacy (MTM690)	24	JTF1591	JTF1591RB	16	JTR1876	43	525	108
690	Yamaha	700 Tenere (XTZ690)	20-24	JTF1591	JTF1591RB	15	JTR1876	46	525	122
690	Yamaha	700 Tenere Rally Edition ABS (XTZ690B)	20-24	JTF1591	JTF1591RB	15	JTR1876	46	525	122
690	Yamaha	700 Tenere World Raid (XTZ690D)	22-24	JTF1591	JTF1591RB	15	JTR1876	46	525	122
690	Yamaha	YZF-R7 (YZF690)	22-23	JTF1591	JTF1591RB	16	JTR1876	42	525	108
700	Yamaha	YZF-R7 (YZF690U)	24	JTF1591	JTF1591RB	16	JTR1876	42	525	108
750	Yamaha	FZ750 N,S	85-86	JTF580	JTF580RB	16	JTR865	44	530	110
750	Yamaha	FZ750 Genesis	87-91	JTF580	JTF580RB	16	JTR865	43	530	110
750	Yamaha	FZ750	Germany 91-93	JTF580	JTF580RB	17	JTR865	43	530	110
750	Yamaha	FZR750 RT Genesis	88-89	JTF580	JTF580RB	17	JTR859	42	530	108
750	Yamaha	FZR750R	3FV Japan 89	JTF584		17	JTR866	43	532	
750	Yamaha	FZR750R <<< 530 Chain Conversion	3FV Japan 89	JTF580	JTF580RB	17	JTR859	43	530	
750	Yamaha	FZR750 (OW01)	90-92	JTF584		17	JTR866	46	532	108
750	Yamaha	FZR750 (OW01) <<< 530 Chain Conversion	90-92	JTF580	JTF580RB	17	JTR859	46	530	108
750	Yamaha	FZX750	86-97	JTF580	JTF580RB	17	JTR865	39	530	106
750	Yamaha	FZX750	3XF Japan 90-97	JTF580	JTF580RB	17	JTR865	43	530	108
750	Yamaha	XTZ750 Super Tenere	3LD 90-98	JTF578		16	JTR855	46	520	112
750	Yamaha	YZF750 R	93-97	JTF584		16	JTR866	43	532	106
750	Yamaha	YZF750 R <<< 530 Chain Conversion	93-97	JTF580	JTF580RB	16	JTR859	43	530	106
750	Yamaha	YZF750 R <<< 520 Chain Conversion	93-97	JTF1581		16	JTR245/3	43	520	106
750	Yamaha	YZF750 SP	93-97	JTF584		16	JTR866	39	532	104
750	Yamaha	YZF750 SP <<< 530 Chain Conversion	93-97	JTF580	JTF580RB	16	JTR859	39	530	104
750	Yamaha	YZF-R7	OWO2 99-01	JTF580	JTF580RB	17	JTR479	43	530	118
750	Yamaha	YZF R7 <<< 520 Chain Conversion	99-01	JTF1581		17	JTR486	43	520	118
750	Yamaha	YZF R7 <<< 520 Chain Conversion (Aluminium Rear)	99-01	JTF1581		17	JTA486BLK	43	520	118
800	Yamaha	FZ8 N/NA	39P 10-15	JTF1591	JTF1591RB	16	JTR300	46	525	122
800	Yamaha	FZ8 S/SA Fazer 8	42P 10-15	JTF1591	JTF1591RB	16	JTR300	46	525	122
850	Yamaha	FJ-09 F,F,C,G,GC	1RC USA 16-17	JTF1591	JTF1591RB	16	JTR1876	45	525	110
850	Yamaha	FZ-09 E,E,C,F,FC,G,GC	1RC USA 14-16	JTF1591	JTF1591RB	16	JTR1876	45	525	110
850	Yamaha	MT-09 (MTN850 A)	1RC,25C 14-20	JTF1591	JTF1591RB	16	JTR1876	45	525	110
850	Yamaha	MT-09 SP (MTN850 D)	1RC,25C 18	JTF1591	JTF1591RB	16	JTR1876	45	525	110
850	Yamaha	MT-09 SR Street Rally (ABS)	14-16	JTF1591	JTF1591RB	16	JTR1876	45	525	110
850	Yamaha	MT-09 Sport Tracker (ABS)	15-16	JTF1591	JTF1591RB	16	JTR1876	45	525	110
850	Yamaha	MT-09 Tracer	25C 16-17	JTF1591	JTF1591RB	16	JTR1876	45	525	110
850	Yamaha	TDM850	3VD 91-95	JTF520	JTF520RB	16	JTR867	44	525	114
850	Yamaha	TDM850	4TXL 96-98	JTF1586	JTF1586RB	17	JTR867	42	525	114
850	Yamaha	TDM850	4TX 99-01	JTF520	JTF520RB	16	JTR867	43	525	114
850	Yamaha	TRX850	96-00	JTF1586	JTF1586RB	17	JTR300	39	525	110
850	Yamaha	XSR900 (MTM850)	B901 16-20	JTF1591	JTF1591RB	16	JTR1876	45	525	110
850	Yamaha	XSR900 (MTM890)	BAE 21-24	JTF1591	JTF1591RB	16	JTR1876	45	525	110
889	Yamaha	XSR900 GP (MTM890D)	BMG 24	JTF1591	JTF1591RB	16	JTR1877	45	525	118
850	Yamaha	900 Tracer (MTT850)	19	JTF1591	JTF1591RB	16	JTR1876	45	525	118
850	Yamaha	900 Tracer (MTT850)	20	JTF1591	JTF1591RB	16	JTR1876	45	525	118
850	Yamaha	900 Tracer GT (MTT850)	19	JTF1591	JTF1591RB	16	JTR1876	45	525	118
850	Yamaha	900 Tracer GT (MTT850)	20	JTF1591	JTF1591RB	16	JTR1876	45	525	118
850	Yamaha	900 Nikken (MXT850)	18-19	JTF1591	JTF1591RB	16	JTR1877	47	525	114
850	Yamaha	900 Nikken (MXT850)	20	JTF1591	JTF1591RB	16	JTR1877	47	525	114
850	Yamaha	900 Nikken GT (MXT850D)	20	JTF1591	JTF1591RB	16	JTR1877	47	525	114

CC	Make	Model	Year	Front Sprocket			Rear		Chain	
				Normal	Special	T	Steel Sprocket	T	Pitch	Length
889	Yamaha	MT-09 (MTN890)	21-22	JTF1591	JTF1591RB	16	JTR1877	45	525	110
889	Yamaha	MT-09 (MTN890) BME	24	JTF1591	JTF1591RB	16	JTR1877	45	525	110
889	Yamaha	MT-09 SP (MTN890D)	21-22	JTF1591	JTF1591RB	16	JTR1877	45	525	110
889	Yamaha	MT-09 SP (MTN890D) BMM	24	JTF1591	JTF1591RB	16	JTR1877	45	525	110
889	Yamaha	Tracer 9 (MTT890)	21-23	JTF1591	JTF1591RB	16	JTR1877	45	525	118
889	Yamaha	Tracer 9 GT (MTT890D)	21-23	JTF1591	JTF1591RB	16	JTR1877	45	525	118
889	Yamaha	Tracer 9 GT+ (MTT890D-K) BLG	23-24	JTF1591	JTF1591RB	16	JTR1877	45	525	118
900	Yamaha	TDM900 5PS	02-13	JTF1591	JTF1591RB	16	JTR300	42	525	118
900	Yamaha	TDM900 A ABS 1B0	05-13	JTF1591	JTF1591RB	16	JTR300	42	525	118
920	Yamaha	XV920 R H/J USA	81-82	JTF574		16	JTR858	35	630	90
1000	Yamaha	FZR1000 T,U,CT,CU Genesis	87-88	JTF584		16	JTR866	46	532	110
1000	Yamaha	FZR1000 T,U,CT,CU Genesis <<< 530 Chain Conversion	87-88	JTF580	JTF580RB	16	JTR859	46	530	110
1000	Yamaha	FZR1000 R W,A,B,D,E,F,G (EXUP)	89-95	JTF584		17	JTR866	47	532	110
1000	Yamaha	FZR1000 R W,A,B,D,E,F,G (EXUP) <<< 530 Chain Conversion	89-95	JTF580	JTF580RB	17	JTR859	47	530	110
1000	Yamaha	FZS1000 Fazer 1C2,5LV	01-05	JTF579	JTF579RB	16	JTR479	44	530	116
1000	Yamaha	FZ1 2D1,1CA USA	01-05	JTF579	JTF579RB	16	JTR479	44	530	116
1000	Yamaha	FZ1 N,NA 22C,1EC	06-14	JTF579	JTF579RB	17	JTR479	45	530	122
1000	Yamaha	FZ1 S,SA,SZ Fazer ABS 3C3,5D0	06-14	JTF579	JTF579RB	17	JTR479	45	530	122
1000	Yamaha	FZ1 Fazer (ABS)	15	JTF579	JTF579RB	17	JTR479	45	530	122
1000	Yamaha	FZ1 E (FZS1000) USA	14	JTF579	JTF579RB	17	JTR479	45	530	122
1000	Yamaha	FZ1 YCG (California Ed.) USA	09	JTF1595	JTF1595RB	16	JTR305	46	520	122
1000	Yamaha	FZ1 YG,YL,YCL USA	09	JTF579	JTF579RB	17	JTR479	45	530	122
1000	Yamaha	FZ-1 ZB/ZCB/ZCR/ZR/AS/ACS/BW/BCW/E/EC/FC USA	10-15	JTF579	JTF579RB	17	JTR479	45	530	122
1000	Yamaha	FZ-1 ZB/ZCB/ZCR/ZR/AS/ACS/BW/BCW/E/EC/FC <<< 520 Chain Conversion USA	10-15	JTF1579		17	JTR1486	45	520	122
1000	Yamaha	FZ-10 H/HC USA	17	JTF1591	JTF1591RB	16	JTR1876	43	525	114
1000	Yamaha	GTS1000 A/AC - E,F	93-00	JTF584		17	JTR866	47	532	118
1000	Yamaha	GTS1000 A/AC - E,F <<< 530 Chain Conversion	93-00	JTF580	JTF580RB	17	JTR859	47	530	118
1000	Yamaha	MT-10 (MTN1000)	16-19	JTF1591	JTF1591RB	16	JTR1876	43	525	114
1000	Yamaha	MT-10 (MTN1000)	20	JTF1591	JTF1591RB	16	JTR1876	43	525	114
1000	Yamaha	MT-10 (MTN1000)	21	JTF1591	JTF1591RB	16	JTR1876	43	525	114
1000	Yamaha	MT-10 (MTN1000)	22-24	JTF1591	JTF1591RB	16	JTR1876	42	525	114
1000	Yamaha	MT-10 SP (MTN1000D)	17-19	JTF1591	JTF1591RB	16	JTR1876	43	525	114
1000	Yamaha	MT-10 SP (MTN1000D)	22	JTF1591	JTF1591RB	16	JTR1876	42	525	114
1000	Yamaha	MT-10 SP (MTN1000D)	24	JTF1591	JTF1591RB	16	JTR1876	42	525	114
1000	Yamaha	TR1 (TR1000)	81-85	JTF574		16	JTR858	35	630	90
1000	Yamaha	XV1000	81-82	JTF574		16	JTR858	35	630	90
1000	Yamaha	YZF 1000 R Thunder Ace 4SV,4VF	96-02	JTF584		17	JTR866	46	532	110
1000	Yamaha	YZF 1000 R Thunder Ace <<< 530 Chain Conversion 4SV,4VF	96-02	JTF580	JTF580RB	17	JTR859	46	530	110
1000	Yamaha	YZF 1000 R Thunder Ace 4VD	98-00	JTF584		17	JTR866	47	532	110
1000	Yamaha	YZF 1000 R Thunder Ace <<< 530 Chain Conversion 4VD	98-00	JTF580	JTF580RB	17	JTR859	47	530	110
1000	Yamaha	YZF R1 4XV,5PW	98-03	JTF579	JTF579RB	16	JTR479	43	530	114
1000	Yamaha	YZF R1 <<< 520 Chain Conversion	98-03	JTF1579		16	JTR486	43	520	114
1000	Yamaha	YZF R1 <<< 520 Chain Conversion (Aluminium Rear)	98-03	JTF1579		16	JTA486BLK	43	520	114
1000	Yamaha	YZF R1 5VY	04-05	JTF579	JTF579RB	17	JTR479	45	530	116
1000	Yamaha	YZF R1 <<< 520 Chain Conversion	04-05	JTF1579		17	JTR486	45	520	116
1000	Yamaha	YZF R1 <<< 520 Chain Conversion (Aluminium Rear)	04-05	JTF1579		17	JTA486BLK	45	520	116
1000	Yamaha	YZF R1	06-08	JTF579	JTF579RB	17	JTR479	45	530	118
1000	Yamaha	YZF R1 <<< 520 Chain Conversion	06-08	JTF1579		17	JTR486	45	520	118
1000	Yamaha	YZF R1 <<< 520 Chain Conversion (Aluminium Rear)	06-08	JTF1579		17	JTA486BLK	45	520	118
1000	Yamaha	YZF R1 14B,1KB	09-14	JTF579	JTF579RB	17	JTR1479	47	530	120
1000	Yamaha	YZF R1 <<< 520 Chain Conversion	09-14	JTF1579		17	JTR486	47	520	120
1000	Yamaha	YZF R1 <<< 520 Chain Conversion (Aluminium Rear)	09-14	JTF1579		17	JTA486BLK	47	520	120
1000	Yamaha	YZF R1	15-21	JTF1591	JTF1591RB	16	JTR1877	41	525	114
1000	Yamaha	YZF R1 <<< 520 Chain Conversion	15-21	JTF1579		16	JTR1303	41	520	114

RB - OEM Technology Rubber Cushioned Front Sprocket

CC	Make	Model	Year	Front Sprocket			Rear		Chain	
				Normal	Special	T	Steel Sprocket	T	Pitch	Length
1000	Yamaha	YZF R1 <<< 520 Chain Conversion (Aluminium Rear)	15-21	JTF1579		16	JTA1303BLK	41	520	114
1000	Yamaha	YZF R1 (YZF1000) BMP	22-24	JTF1591	JTF1591RB	16	JTR1877	41	525	114
1000	Yamaha	YZF R1 (YZF1000) <<< 520 Chain Conversion	22-24	JTF1579		16	JTR1303	41	520	114
1000	Yamaha	YZF R1 (YZF1000) <<< 520 Chain Conversion (Aluminium Rear)	22-24	JTF1579		16	JTA1303BLK	41	520	114
1000	Yamaha	YZF R1 M	15-21	JTF1591	JTF1591RB	16	JTR1877	41	525	114
1000	Yamaha	YZF R1 M <<< 520 Chain Conversion	15-21	JTF1579		16	JTR1303	41	520	114
1000	Yamaha	YZF R1 M <<< 520 Chain Conversion (Aluminium Rear)	15-21	JTF1579		16	JTA1303BLK	41	520	114
1000	Yamaha	YZF R1 M (YZF1000D)	22-24	JTF1591	JTF1591RB	16	JTR1877	41	525	114
1000	Yamaha	YZF R1 M (YZF1000D) <<< 520 Chain Conversion	22-24	JTF1579		16	JTR1303	41	520	114
1000	Yamaha	YZF R1 M (YZF1000D) <<< 520 Chain Conversion (Aluminium Rear)	22-24	JTF1579		16	JTA1303BLK	41	520	114
1000	Yamaha	YZF R1 World GP 50th Anniversary Edition	12	JTF579	JTF579RB	17	JTR1479	47	530	120
1000	Yamaha	YZF R1 World GP 50th Anniv. Ed. <<< 520 Chain Conversion	12	JTF1579		17	JTR486	47	520	120
1000	Yamaha	YZF R1 World GP 50th Anniv. Ed. <<< 520 Chain Conversion (Aluminium Rear)	12	JTF1579		17	JTA486BLK	47	520	120
1000	Yamaha	YZF R1 World GP 60th Anniversary Edition	22	JTF1591	JTF1591RB	16	JTR1877	41	525	114
1000	Yamaha	YZF R1 World GP 60th Anniv. Ed. <<< 520 Chain Conversion	22	JTF1579		16	JTR1303	41	520	114
1000	Yamaha	YZF R1 World GP 60th Anniv. Ed. <<< 520 Chain Conversion (Aluminium Rear)	22	JTF1579		16	JTA1303BLK	41	520	114
1000	Yamaha	YZF R1 60th Anniversary Edition	16	JTF1591	JTF1591RB	16	JTR1876	41	525	114
1000	Yamaha	YZF R1 60th Anniv. Ed. <<< 520 Chain Conversion	16	JTF1579		16	JTR486	41	525	114
1000	Yamaha	YZF-R1 LE USA	10	JTF579	JTF579RB	17	JTR1479	47	530	120
1000	Yamaha	YZF-R1 LE <<<<< 520 Chain Conversion USA	10	JTF1579		17	JTR486	47	520	120
1000	Yamaha	YZF-R1 LE <<<<< 520 Chain Conversion (Aluminium Rear) USA	10	JTF1579		17	JTA486BLK	47	520	120
1000	Yamaha	YZF R1 SP	06	JTF579	JTF579RB	17	JTR479	45	530	118
1000	Yamaha	YZF R1 SP <<< 520 Chain Conversion	06	JTF1579		17	JTR486	45	520	118
1000	Yamaha	YZF R1 SP <<< 520 Chain Conversion (Aluminium Rear)	06	JTF1579		17	JTA486BLK	45	520	118
1000	Yamaha	YZF R1 S	16	JTF1591	JTF1591RB	16	JTR1876	41	525	114
1000	Yamaha	YZF R1 S <<< 520 Chain Conversion	16	JTF1579		16	JTR486	41	525	114
1100	Yamaha	FJ1100 L,N	84-85	JTF579	JTF579RB	17	JTR859	41	530	110
1100	Yamaha	FJ1100 L,N,CN,CL USA	84-85	JTF579	JTF579RB	17	JTR859	42	530	110
1200	Yamaha	FJ1200	86-90	JTF579	JTF579RB	17	JTR859	40	530	110
1200	Yamaha	FJ1200 3XW,YA	91-94	JTF579	JTF579RB	17	JTR859	39	530	110
1200	Yamaha	FJ1200 S,T,CS,CT USA	86-87	JTF579	JTF579RB	17	JTR859	41	530	110
1200	Yamaha	FJ1200 W,A,B,D,CW,CA,CB,CD,AD,AE,ACD,ACE USA	89-93	JTF579	JTF579RB	17	JTR859	40	530	110
1200	Yamaha	FJ1200/FJ1200 A	95-96	JTF579	JTF579RB	17	JTR859	39	530	110
1200	Yamaha	XJR1200 4PU/4RB	95-98	JTF585		17	JTR866	38	532	110
1200	Yamaha	XJR1200 <<< 530 Chain Conversion 4PU/4RB	95-98	JTF579	JTF579RB	17	JTR859	38	530	110
1200	Yamaha	XJR1200 Japan	98-02	JTF579	JTF579RB	17	JTR859	38	530	110
1200	Yamaha	XJR1200 R Japan	98-02	JTF579	JTF579RB	17	JTR859	38	530	110
1200	Yamaha	XJR1200 SP Japan	98-02	JTF579	JTF579RB	17	JTR859	38	530	110
1300	Yamaha	XJR1300 5EA	99-01	JTF579	JTF579RB	17	JTR859	38	530	110
1300	Yamaha	XJR1300 Japan	98-02	JTF579	JTF579RB	17	JTR859	38	530	110
1300	Yamaha	XJR1300 5EAT/5WMM	02-03	JTF579	JTF579RB	18	JTR859	39	530	112
1300	Yamaha	XJR1300 5WM	04-06	JTF579	JTF579RB	18	JTR479	39	530	112
1300	Yamaha	XJR1300 5WM	07-15	JTF579	JTF579RB	17	JTR479	38	530	110
1300	Yamaha	XJR1300 C Racer	15-17	JTF579	JTF579RB	17	JTR479	38	530	110
1300	Yamaha	XJR1300 SP 5EA	99-01	JTF579	JTF579RB	17	JTR859	38	530	110
1670	Yamaha	MT-01 5YU	05-11	JTF579	JTF579RB	17	JTR479	39	530	114
Zontes Road Bikes										
125	Zontes	125 G1 ABS	21-23	JTF910		14	JTR911	46	520	112
125	Zontes	125 GK ABS	22-23	JTF910		14	JTR911	46	520	112
125	Zontes	125 U ABS	21-23	JTF910		14	JTR911	46	520	112

CC	Make	Model	Year	Front Sprocket			Rear Sprocket			Chain		
				Normal	Special	T	Steel	RaceLite Aluminium	T	Pitch	Length	
Aprilia Off Road Bikes												
200	Aprilia	Rotax (Large Spline)	87-88	JTF402		13			38	520		
240	Aprilia	TXR240M	88	JTF402		13			38	520	98	
240	Aprilia	Climber 240/280/300	89-96	JTF394		11			42	520	98	
300	Aprilia	TX300 Rotax (Small Spline)	85-86	JTF393		13			38	520	98	
311	Aprilia	TX311	86-87	JTF402		13			38	520	94	
312	Aprilia	TXR312M	88-90	JTF402		13			38	520	98	
Betamotor Off Road Bikes												
250	Betamotor	250 RR	05-12	JTF1901	JTF1901SC	14	JTR822	JTA822BLK	52	520	114	
250	Betamotor	250 RR 2T	13-17	JTF1901	JTF1901SC	13	JTR210SC	JTA210BLK	49	520	114	
250	Betamotor	250 RR 2T	18-21	JTF1901	JTF1901SC	14	JTR210SC	JTA210BLK	49	520	114	
300	Betamotor	300 RR 2T	13-16	JTF1901	JTF1901SC	13	JTR210SC	JTA210BLK	49	520	114	
300	Betamotor	300 RR 2T	17-19	JTF1901	JTF1901SC	14	JTR210SC	JTA210BLK	49	520	114	
300	Betamotor	300 RR 2T	20-24	JTF1901	JTF1901SC	14	JTR210SC	JTA210BLK	48	520	114	
350	Betamotor	350 RR	11-12	JTF1901	JTF1901SC	13	JTR822	JTA822BLK	50	520	114	
350	Betamotor	350 RR	13-24	JTF1901	JTF1901SC	13	JTR210SC	JTA210BLK	50	520	114	
350	Betamotor	350 RR-5	18-21	JTF1901	JTF1901SC	13	JTR210SC	JTA210BLK	48	520	114	
390	Betamotor	390 RR	15-21	JTF1901	JTF1901SC	13	JTR210SC	JTA210BLK	49	520	114	
390	Betamotor	390 RR-5	18-20	JTF1901	JTF1901SC	13	JTR210SC	JTA210BLK	48	520	114	
390	Betamotor	390 RS	15-16	JTF1901	JTF1901SC	13	JTR210SC	JTA210BLK	49	520	114	
400	Betamotor	400 RR	05-09	JTF1901	JTF1901SC	14	JTR822	JTA822BLK	50	520	114	
400	Betamotor	400 RR	10-12	JTF1901	JTF1901SC	13	JTR822	JTA822BLK	50	520	114	
400	Betamotor	400 RR	13-16	JTF1901	JTF1901SC	13	JTR210SC	JTA210BLK	50	520	114	
430	Betamotor	430 RR	15-19	JTF1901	JTF1901SC	13	JTR210SC	JTA210BLK	48	520	112	
430	Betamotor	430 RR	20-21	JTF1901	JTF1901SC	13	JTR210SC	JTA210BLK	49	520	116	
430	Betamotor	430 RR-5	18-21	JTF1901	JTF1901SC	13	JTR210SC	JTA210BLK	48	520	114	
430	Betamotor	430 RS	15-16	JTF1901	JTF1901SC	13	JTR210SC	JTA210BLK	48	520	112	
450	Betamotor	450 RR	05-09	JTF1901	JTF1901SC	14	JTR822	JTA822BLK	50	520	114	
450	Betamotor	450 RR	10-12	JTF1901	JTF1901SC	13	JTR822	JTA822BLK	48	520	112	
450	Betamotor	450 RR	13-14	JTF1901	JTF1901SC	13	JTR210SC	JTA210BLK	48	520	112	
480	Betamotor	480 RR	15-19	JTF1901	JTF1901SC	13	JTR210SC	JTA210BLK	48	520	112	
480	Betamotor	480 RR	20-21	JTF1901	JTF1901SC	13	JTR210SC	JTA210BLK	49	520	116	
498	Betamotor	498 RR	12	JTF1901	JTF1901SC	13	JTR822	JTA822BLK	48	520	112	
498	Betamotor	498 RR	13-16	JTF1901	JTF1901SC	13	JTR210SC	JTA210BLK	48	520	112	
520	Betamotor	520 RR	10-14	JTF1901	JTF1901SC	13	JTR822	JTA822BLK	48	520	112	
525	Betamotor	525 RR	05-09	JTF1901	JTF1901SC	14	JTR822	JTA822BLK	50	520	114	
BMW Off Road Bikes												
450	BMW	G450 X	K16	08-09	JTF403		15	JTR8		48	520	114
450	BMW	G450 X	K16	10-11	JTF403		15	JTR8		48	520	114
Cagiva Off Road Bikes												
125	Cagiva	125 Enduro	81-82	JTF422		12			48	520	116	
125	Cagiva	125 WMX	82	JTF422		13			48	520	108	
125	Cagiva	125 WMX	83-84	JTF422		13			49	520	116	
125	Cagiva	125 WMX GP	85-88	JTF422		12	JTR510		52	520	112	
125	Cagiva	125 WMX GP	89-92	JTF718		12	JTR822	JTA822BLK	50	520	114	
250	Cagiva	250 WMX	83-84	JTF422		13			49	520	108	
250	Cagiva	250 WMX	87-88	JTF718		13	JTR510		48	520	116	
250	Cagiva	250 WMX	89-92	JTF507		14	JTR822	JTA822BLK	46	520	116	
500	Cagiva	500 WMX	85	JTF422		13				520	120	
Gas Gas Off Road Bikes												
50	Gas Gas	50 Rookie	02-05			12	JTR1131		52	420	130	
65	Gas Gas	65 MC	21-23	JTF1906		14	JTR894	JTA894BLK	48	420	112	
65	Gas Gas	65 MC	24			14	JTR894	JTA894BLK	46	420	112	
85	Gas Gas	85 MC 17/14	22-24	JTF1905		13	JTR895	JTA895BLK	46	428	124	
85	Gas Gas	85 MC 19/16	22-24	JTF1905		13	JTR895	JTA895BLK	49	428	124	

Black (BLK) is the standard colour for all RaceLite 7075-T6 aluminium rear sprockets. See page 124 for full alternative colour options

CC	Make	Model	Year	Front Sprocket			Rear Sprocket			Chain	
				Normal	Special	T	Steel	RaceLite Aluminium	T	Pitch	Length
125	Gas Gas	125 Enduro	00-02			13	JTR822	JTA822BLK	52	520	118
125	Gas Gas	125 EC	03-12	JTF564		13	JTR822	JTA822BLK	48	520	112
125	Gas Gas	125 EC Racing	13	JTF564		13	JTR822	JTA822BLK	50	520	112
125	Gas Gas	125 EC R	14	JTF564		13	JTR822	JTA822BLK	50	520	112
125	Gas Gas	125 EC R	15	JTF564		13	JTR822	JTA822BLK	46	520	112
125	Gas Gas	125 MC	20-23	JTF1901	JTF1901SC	13	JTR897SC	JTA897BLK	51	520	118
125	Gas Gas	125 MC	24	JTF1901	JTF1901SC	13	JTR897SC	JTA897BLK	51	520	118
200	Gas Gas	200 EC	00-02	JTF715		13	JTR822	JTA822BLK	51	520	116
200	Gas Gas	200 EC	03-14	JTF715		13	JTR822	JTA822BLK	48	520	114
200	Gas Gas	200 EC R	03-15	JTF715		13	JTR822	JTA822BLK	48	520	114
250	Gas Gas	250 EC	00	JTF715		13	JTR822	JTA822BLK	47	520	114
250	Gas Gas	250 EC / MC	01-10	JTF715		13	JTR822	JTA822BLK	48	520	112
250	Gas Gas	250 EC 2T	11-18	JTF715		13	JTR822	JTA822BLK	48	520	112
250	Gas Gas	250 EC	20-23	JTF1901	JTF1901SC	14	JTR897SC	JTA897BLK	52	520	118
250	Gas Gas	250 EC	24	JTF1901	JTF1901SC	14	JTR897SC	JTA897BLK	45	520	118
250	Gas Gas	250 EC F	20-23	JTF1901	JTF1901SC	14	JTR897SC	JTA897BLK	52	520	118
250	Gas Gas	250 EC F	24	JTF1901	JTF1901SC	14	JTR897SC	JTA897BLK	52	520	118
250	Gas Gas	250 EC E	12	JTF715		13	JTR822	JTA822BLK	48	520	112
250	Gas Gas	250 EC E	13	JTF715		13	JTR822	JTA822BLK	50	520	112
250	Gas Gas	250 EC E	14	JTF715		13	JTR822	JTA822BLK	48	520	112
250	Gas Gas	250 EC E R	14-15	JTF715		13	JTR822	JTA822BLK	48	520	112
250	Gas Gas	250 EC R	14-15	JTF715		13	JTR822	JTA822BLK	48	520	112
250	Gas Gas	250 EC 2T Replica / Racing	12-14	JTF715		13	JTR822	JTA822BLK	48	520	112
250	Gas Gas	250 EC 4T	11-12	JTF1590	JTF1590SC	13	JTR822	JTA822BLK	48	520	114
250	Gas Gas	250 EC F 4T	12	JTF1590	JTF1590SC	13	JTR822	JTA822BLK	50	520	114
250	Gas Gas	250 EC F 4T	13-15	JTF1590	JTF1590SC	13	JTR822	JTA822BLK	48	520	114
250	Gas Gas	250 EC Six Days	11-12	JTF1590	JTF1590SC	13	JTR822	JTA822BLK	48	520	114
250	Gas Gas	250 EX	24	JTF1901	JTF1901SC	14	JTR897SC	JTA897BLK	49	520	118
250	Gas Gas	250 EX F Cross Country	21-23	JTF1901	JTF1901SC	13	JTR897SC	JTA897BLK	51	520	118
250	Gas Gas	250 EX F Cross Country	24	JTF1901	JTF1901SC	13	JTR897SC	JTA897BLK	52	520	118
250	Gas Gas	250 MC	22-24	JTF1901	JTF1901SC	14	JTR897SC	JTA897BLK	49	520	118
250	Gas Gas	250 MC F	21-23	JTF1901	JTF1901SC	14	JTR897SC	JTA897BLK	51	520	118
250	Gas Gas	250 MC F	24	JTF1901	JTF1901SC	14	JTR897SC	JTA897BLK	52	520	118
300	Gas Gas	300 EC	00	JTF715		13	JTR822	JTA822BLK	47	520	114
300	Gas Gas	300 EC / MC / E	01-12	JTF715		13	JTR822	JTA822BLK	48	520	114
300	Gas Gas	300 EC E	13-14	JTF715		13	JTR822	JTA822BLK	50	520	114
300	Gas Gas	300 EC E R	14	JTF715		13	JTR822	JTA822BLK	48	520	114
300	Gas Gas	300 EC R	14	JTF715		13	JTR822	JTA822BLK	48	520	114
300	Gas Gas	300 EC Replica	12-14	JTF715		13	JTR822	JTA822BLK	48	520	114
300	Gas Gas	300 EC Racing	12	JTF715		13	JTR822	JTA822BLK	48	520	114
300	Gas Gas	300 EC	21-23	JTF1901	JTF1901SC	14	JTR897SC	JTA897BLK	50	520	118
300	Gas Gas	300 EC	24	JTF1901	JTF1901SC	14	JTR897SC	JTA897BLK	45	520	118
300	Gas Gas	300 EX	24	JTF1901	JTF1901SC	14	JTR897SC	JTA897BLK	49	520	118
300	Gas Gas	300 EX F Cross Country	21-23	JTF1901	JTF1901SC	13	JTR897SC	JTA897BLK	51	520	118
300	Gas Gas	300 EC F	13-15	JTF1590	JTF1590SC	13	JTR822	JTA822BLK	48	520	114
300	Gas Gas	300 EC F Six Days 4T	12	JTF1590	JTF1590SC	13	JTR822	JTA822BLK	50	520	114
350	Gas Gas	350 EC F	21-23	JTF1901	JTF1901SC	14	JTR897SC	JTA897BLK	52	520	118
350	Gas Gas	350 EC F	24	JTF1901	JTF1901SC	14	JTR897SC	JTA897BLK	46	520	118
350	Gas Gas	350 ES	24	JTF1901	JTF1901SC	14	JTR897SC	JTA897BLK	48	520	118
350	Gas Gas	350 EX F Cross Country	21-23	JTF1901	JTF1901SC	14	JTR897SC	JTA897BLK	51	520	118
350	Gas Gas	350 EX F Cross Country	24	JTF1901	JTF1901SC	13	JTR897SC	JTA897BLK	47	520	118
350	Gas Gas	350 MC F	22-24	JTF1901	JTF1901SC	14	JTR897SC	JTA897BLK	52	520	118
400	Gas Gas	400 EC FSE	00	JTF715		13	JTR822	JTA822BLK	48	520	116
400	Gas Gas	400 SM FSE	03-04	JTF715		13	JTR822	JTA822BLK	42	520	112
450	Gas Gas	450 EC FSE	03-11	JTF715		13	JTR822	JTA822BLK	48	520	116
450	Gas Gas	450 EC F	13-15	JTF1590	JTF1590SC	13	JTR822	JTA822BLK	48	520	114
450	Gas Gas	450 EC F	24	JTF1901	JTF1901SC	13	JTR897SC	JTA897BLK	52	520	118
450	Gas Gas	450 EX F Cross Country	21-23	JTF1901	JTF1901SC	13	JTR897SC	JTA897BLK	50	520	118
450	Gas Gas	450 EX F Cross Country	24	JTF1901	JTF1901SC	13	JTR897SC	JTA897BLK	52	520	118

CC	Make	Model	Year	Front Sprocket			Rear Sprocket			Chain	
				Normal	Special	T	Steel	RaceLite Aluminium	T	Pitch	Length
450	Gas Gas	450 MC F	21-23	JTF1901	JTF1901SC	13	JTR897SC	JTA897BLK	49	520	118
450	Gas Gas	450 MC F	24	JTF1901	JTF1901SC	13	JTR897SC	JTA897BLK	51	520	118
450	Gas Gas	450 RX -F Replica	24	JTF1901	JTF1901SC	14	JTR897SC	JTA897BLK	51	520	118
450	Gas Gas	450 SM FSE	03-04	JTF715		13	JTR822	JTA822BLK	42	520	112
450	Gas Gas	450 SM	09	JTF715		13	JTR822	JTA822BLK	42	520	108
500	Gas Gas	500 EC F	24	JTF1901	JTF1901SC	14	JTR897SC	JTA897BLK	50	520	118
500	Gas Gas	500 ES	24	JTF1901	JTF1901SC	14	JTR897SC	JTA897BLK	48	520	118
500	Gas Gas	500 EW F	24	JTF1901	JTF1901SC	14	JTR897SC	JTA897BLK	48	520	118
515	Gas Gas	515 EC	09	JTF715		13	JTR822	JTA822BLK	48	520	
515	Gas Gas	515 SM	09	JTF715		13	JTR822	JTA822BLK	42	520	108
500	Gas Gas	700 SM	22-24	JTF1902	JTF1902RB	16	JTR897	JTA897BLK	42	520	118
500	Gas Gas	700 ES	22-24	JTF1902	JTF1902RB	15	JTR897	JTA897BLK	46	520	118
Honda Off Road Bikes											
50	Honda	CR50	83-85	JTF253		14	JTR1214		47	420	108
50	Honda	CRF50 F-4,5,6,7,8,9,A,B,C	04-12	JTF1256		14	JTR1213		37	420	78
50	Honda	CRF50 F-D,E,F,G,H,J,K,L	13-20	JTF1256		14	JTR1213		37	420	78
50	Honda	CRF50 F-M	21	JTF1256		14	JTR1213		37	420	78
50	Honda	CRF50 F-N	22	JTF1256		14	JTR1213		37	420	78
50	Honda	CRF50 F-P	23	JTF1256		14	JTR1213		37	420	78
50	Honda	CRF50 F-R	24	JTF1256		14	JTR1213		37	420	78
50	Honda	XR50	00-04	JTF1256		14	JTR1213		37	420	118
50	Honda	Z50 R	USA 79-81	JTF252		12	JTR255		37	420	76
50	Honda	Z50 R	USA 82-87	JTF252		13	JTR255		37	420	76
50	Honda	Z50 RD	USA 86	JTF252		13	JTR255		37	420	76
50	Honda	Z50 R	USA 88-99	JTF252		14			37	420	76
50	Honda	Z50 RD	USA 92-93	JTF252		14			37	420	76
60	Honda	CR60 R	USA 83-84	JTF253		14	JTR1214		45	420	104
60	Honda	CR60	85-86	JTF253		14	JTR1214		45	420	104
70	Honda	CL70	USA 77-82	JTF253		15	JTR256		35	420	86
70	Honda	CRF70 F-4,5,6,7,8,9,A,B,C	04-12	JTF1256		15	JTR1214		36	420	86
70	Honda	CT70	USA 69-82	JTF253		15	JTR256		35	420	86
70	Honda	CT70	USA 91-94	JTF253		15	JTR256		35	420	86
70	Honda	XR70 RV,RW,RX	97-99	JTF253		15	JTR1214		36	420	86
70	Honda	XR70 RY,R-1,R-2,R-3	00-03	JTF1256		15	JTR1214		36	420	86
75	Honda	XR75 K1-K5	74-78	JTF252		14	JTR256		46	420	100
80	Honda	CR80 RA Elsinore	80	JTF253		14	JTR239		47	420	108
80	Honda	CR80 RB Elsinore	81	JTF253		14	JTR239		47	420	112
80	Honda	CR80 RC	82	JTF253		14	JTR1214		47	420	114
80	Honda	CR80 RD,RE	83-84	JTF253		14	JTR1214		49	420	116
80	Honda	CR80 RF	85	JTF253		15	JTR215	JTA215BLK	49	420	114
80	Honda	CR80 R2F	85	JTF253		14	JTR239		54	420	128
80	Honda	CR80 RG	86	JTF1256		15	JTR215	JTA215BLK	49	420	114
80	Honda	CR80 RG >>> 428 Chain Conversion	86	JTF1257		15	JTR217	JTA217	49	428	114
80	Honda	CR80 R2G	86	JTF1256		14	JTR239		54	420	128
80	Honda	CR80 RH,RJ,RK,RL,RM	87-91	JTF1256		15	JTR215	JTA215BLK	49	420	114
80	Honda	CR80 R >>> 428 Chain Conversion	87-91	JTF1257		15	JTR217	JTA217	49	428	114
80	Honda	CR80 RN,RP,RR,RS	92-95	JTF1256		15	JTR215	JTA215BLK	49	420	114
80	Honda	CR80 R >>> 428 Chain Conversion	92-95	JTF1257		15	JTR217	JTA217	49	428	114
80	Honda	CR80 RT,RV,RW,RX,RY,R-1,R-2	96-02	JTF1256		15	JTR215	JTA215BLK	49	420	116
80	Honda	CR80 R >>> 428 Chain Conversion	96-02	JTF1257		15	JTR217	JTA217	49	428	116
80	Honda	CR80 R2-T,V,W,X,Y,1,2 Expert	96-02	JTF1256		15	JTR215	JTA215BLK	55	420	126
80	Honda	CR80 R2 Expert >>> 428 Chain Conversion	96-02	JTF1257		15	JTR217	JTA217	55	428	126
80	Honda	CRF80 F-4,5,6,7,8,9,A,B,C,D	04-13	JTF252		14	JTR1214		46	420	110
80	Honda	XR80 R-A,B,C,D,E	79-84	JTF252		14	JTR256		46	420	100
80	Honda	XR80 R-F,G,H,J,K,L,M,N,P,R,S,T,V,X,Y,1,2,3	85-03	JTF252		14	JTR1214		46	420	110
85	Honda	CR85 R-3,4	03-04	JTF1256		15	JTR215	JTA215BLK	50	420	116
85	Honda	CR85 R-3,4 >>> 428 Chain Conversion	03-04	JTF1257		15	JTR217	JTA217	50	428	116

Black (BLK) is the standard colour for all RaceLite 7075-T6 aluminium rear sprockets. See page 124 for full alternative colour options

CC	Make	Model	Year	Front Sprocket			Rear Sprocket			Chain	
				Normal	Special	T	Steel	RaceLite Aluminium	T	Pitch	Length
85	Honda	CR85 R-5,6,7	05-07	JTF1256		15	JTR215	JTA215BLK	49	420	116
85	Honda	CR85 R-5,6,7 >>> 428 Chain Conversion	05-07	JTF1257		15	JTR217	JTA217	49	428	116
85	Honda	CR85 RB-3,4 Expert	03-04	JTF1256		15	JTR215	JTA215BLK	56	420	124
85	Honda	CR85 RB-3,4 Expert >>> 428 Chain Conversion	03-04	JTF1257		15	JTR217	JTA217	56	428	124
85	Honda	CR85 RB-5,6,7 Expert	05-07	JTF1256		15	JTR215	JTA215BLK	55	420	124
85	Honda	CR85 RB-5,6,7 Expert >>> 428 Chain Conversion	05-07	JTF1257		15	JTR217	JTA217	55	428	124
100	Honda	CRF100 F-4,5,6,7,8,9,A,B,C,D	04-13	JTF274		14	JTR1204		50	428	118
100	Honda	XR100 USA	81-84	JTF274		14	JTR999		50	428	112
100	Honda	XR100 R-F,G,H,I,K,L,M,N,P,R,S,T,V,W,X,Y,1,2,3	85-03	JTF274		14	JTR1204		50	428	118
110	Honda	CRF110 F-D,E,F,G,H,I,K	13-19	JTF253		14	JTR1214		38	420	86
110	Honda	CRF110 F-L	20	JTF253		14	JTR1214		38	420	86
110	Honda	CRF110 F-M	21	JTF253		14	JTR1214		38	420	86
110	Honda	CRF110 F-N	22	JTF253		14	JTR1214		38	420	86
110	Honda	CRF110 F-P	23	JTF253		14	JTR1214		38	420	86
110	Honda	CRF110 F-R	24	JTF253		14	JTR1214		38	420	86
125	Honda	CR125 RZ	79	JTF266		13			51	520	110
125	Honda	CR125 RA,RB	80-81	JTF266		13			51	520	110
125	Honda	CR125 RC	82	JTF266		13			51	520	112
125	Honda	CR125 RD,RE	83-84	JTF266		13	JTR210SC	JTA210BLK	51	520	112
125	Honda	CR125 RF	85	JTF266		13	JTR210SC	JTA210BLK	51	520	114
125	Honda	CR125 RG	86	JTF268		13	JTR210SC	JTA210BLK	51	520	114
125	Honda	CR125 RH,RJ,RK,RL,RM,RN,RP,RR	87-94	JTF326		13	JTR210SC	JTA210BLK	51	520	114
125	Honda	CR125 RS,RT	95-96	JTF326		13	JTR210SC	JTA210BLK	51	520	114
125	Honda	CR125 RV	97	JTF326		12	JTR210SC	JTA210BLK	49	520	112
125	Honda	CR125 RW,RX	98-99	JTF326		13	JTR210SC	JTA210BLK	51	520	114
125	Honda	CR125 RY,R-1	00-01	JTF326		13	JTR210SC	JTA210BLK	52	520	114
125	Honda	CR125 R-2	02	JTF326		13	JTR210SC	JTA210BLK	51	520	114
125	Honda	CR125 R-3	03	JTF326		13	JTR210SC	JTA210BLK	52	520	116
125	Honda	CR125 R-4,5,6,7	04-07	JTF1323	JTF1323SC	13	JTR210SC	JTA210BLK	52	520	116
125	Honda	CRF125 F-E,F,G,H,I,K	14-19	JTF277		13	JTR1204		46	428	112
125	Honda	CRF125 F-L	20	JTF277		13	JTR1204		46	428	112
125	Honda	CRF125 F-M	21	JTF277		13	JTR1204		46	428	112
125	Honda	CRF125 F-N	22	JTF277		13	JTR1204		46	428	112
125	Honda	CRF125 F-P	23	JTF277		13	JTR1204		46	428	112
125	Honda	CRF125 F-R	24	JTF277		13	JTR1204		46	428	112
125	Honda	CRF125 FB-F,G,H,I,K,L	15-20	JTF277		13	JTR1204		49	428	118
125	Honda	CRF125 FB-M	21	JTF277		13	JTR1204		49	428	118
125	Honda	CRF125 FB-N	22	JTF277		13	JTR1204		49	428	118
125	Honda	CRF125 FB-P	23	JTF277		13	JTR1204		49	428	118
125	Honda	CRF125 FB-R	24	JTF277		13	JTR1204		49	428	118
125	Honda	CRM125	90-93	JTF327		14	JTR604		38	520	106
125	Honda	TL125 S/K2 USA	73-76	JTF259		15	JTR269		60	428	120
150	Honda	CRF150 F-3,4,5	03-05	JTF327		13	JTR210SC	JTA210BLK	48	520	112
150	Honda	CRF150 F-6,7,8,9,A,B,C,D,E,F,G,H,I	06-18	JTF327		13	JTR210SC	JTA210BLK	47	520	104
150	Honda	CRF150 L		JTF1310	JTF1310SC	15	JTR215	JTA215BLK	50	420	
150	Honda	CRF150 R-7,8,9,A,B,C,D,E,F,G,H,I,K	07-19	JTF1310	JTF1310SC	15	JTR215	JTA215BLK	50	420	120
150	Honda	CRF150 R-L	20	JTF1310	JTF1310SC	15	JTR215	JTA215BLK	50	420	120
150	Honda	CRF150 R-M	21	JTF1310	JTF1310SC	15	JTR215	JTA215BLK	50	420	120
150	Honda	CRF150 R-N	22	JTF1310	JTF1310SC	15	JTR215	JTA215BLK	50	420	120
150	Honda	CRF150 R-P	23	JTF1310	JTF1310SC	15	JTR215	JTA215BLK	50	420	120
150	Honda	CRF150 R-R	24	JTF1310	JTF1310SC	15	JTR215	JTA215BLK	50	420	120
150	Honda	CRF150 RB-7,8,9,A,B,C,D,E,F,G,H,I,K,L	07-20	JTF1310	JTF1310SC	15	JTR215	JTA215BLK	56	420	126
150	Honda	CRF150 RB-M	21	JTF1310	JTF1310SC	15	JTR215	JTA215BLK	56	420	126
150	Honda	CRF150 RB-N	22	JTF1310	JTF1310SC	15	JTR215	JTA215BLK	56	420	126
150	Honda	CRF150 RB-P	23	JTF1310	JTF1310SC	15	JTR215	JTA215BLK	56	420	126
150	Honda	CRF150 RB-R	24	JTF1310	JTF1310SC	15	JTR215	JTA215BLK	56	420	126
200	Honda	TLM200 RF MD15 Japan		JTF329		13			37	520	96
200	Honda	TLM200 RH MD15 Japan		JTF329		13			34	520	94

CC	Make	Model	Year	Front Sprocket			Rear Sprocket			Chain	
				Normal	Special	T	Steel	RaceLite Aluminium	T	Pitch	Length
200	Honda	TLR200 D	83	JTF329		13	JTR1208		44	520	96
200	Honda	TLR200 Reflex	USA 86-87	JTF328		13	JTR1208		44	520	96
200	Honda	TR200 Fatcat	USA 86-87	JTF1352		13	JTR1207		39	520	100
200	Honda	XR200 RA,RB	80-81	JTF328		13	JTR1977		48	520	102
200	Honda	XR200 RC,RD Pro Link	81-83	JTF328		13	JTR254		50	520	106
200	Honda	XR200 RE,RF	84-85	JTF328		13	JTR245/2		50	520	108
200	Honda	XR200 R	USA 86-02	JTF328		13	JTR245/2		47	520	108
200	Honda	XR200 RG,RH	Australia 86-87	JTF287		13	JTR245/2		46	520	108
200	Honda	XR200 RL,RN	Australia 89-92	JTF287		13	JTR245/2		46	520	108
200	Honda	XR200 RP,RR	Australia 93-94	JTF287		13	JTR245/2		48	520	108
220	Honda	TLM220 RJ,RL	MD23 Japan	JTF329		13			31	520	92
230	Honda	CRF230 F-3,4,5,6,7,8,9,A,B,C,D,E,F,G,H,J,K	03-19	JTF327		13	JTR210SC	JTA210BLK	50	520	110
230	Honda	CRF230 L-8,9	08-09	JTF287		13	JTR210	JTA210BLK	39	520	100
250	Honda	CR250 M	USA 73-74			14	JTR1977		48	520	104
250	Honda	CR250 RZ,RA	79-80	JTF337		14			49	520	108
250	Honda	CR250 RB,RC,RD	81-83	JTF337		14			54	520	114
250	Honda	CR250 RE,RF	84-85	JTF337		14	JTR210SC	JTA210BLK	51	520	114
250	Honda	CR250 RG	86	JTF285		14	JTR210SC	JTA210BLK	51	520	114
250	Honda	CR250 RH	87	JTF285		14	JTR210SC	JTA210BLK	53	520	116
250	Honda	CR250 RJ,RK	88-89	JTF284	JTF284SC	14	JTR210SC	JTA210BLK	51	520	116
250	Honda	CR250 RL,RM	90-91	JTF284	JTF284SC	14	JTR210SC	JTA210BLK	53	520	116
250	Honda	CR250 RN,RP	92-93	JTF284	JTF284SC	13	JTR210SC	JTA210BLK	49	520	112
250	Honda	CR250 RR	94	JTF284	JTF284SC	13	JTR210SC	JTA210BLK	49	520	114
250	Honda	CR250 RS	95	JTF284	JTF284SC	13	JTR210SC	JTA210BLK	49	520	114
250	Honda	CR250 RT	96	JTF284	JTF284SC	13	JTR210SC	JTA210BLK	50	520	114
250	Honda	CR250 RV,RW,RX,RY,R-1	97-01	JTF284	JTF284SC	13	JTR210SC	JTA210BLK	50	520	114
250	Honda	CR250 R-2	02	JTF284	JTF284SC	13	JTR210SC	JTA210BLK	50	520	114
250	Honda	CR250 R-3	03	JTF284	JTF284SC	13	JTR210SC	JTA210BLK	48	520	114
250	Honda	CR250 R-4	04	JTF284	JTF284SC	13	JTR210SC	JTA210BLK	50	520	114
250	Honda	CR250 R-5	05	JTF284	JTF284SC	13	JTR210SC	JTA210BLK	49	520	116
250	Honda	CR250 R-6,7,8	06-08	JTF284	JTF284SC	13	JTR210SC	JTA210BLK	49	520	114
250	Honda	CRF250 L/LA-D,E,F,G,H,J,K,M	13-21	JTF1321		14	JTR301		40	520	106
250	Honda	CRF250 L Rally	20	JTF1321		14	JTR301		40	520	120
250	Honda	CRF250 L Rally ABS	20	JTF1321		14	JTR301		40	520	120
250	Honda	CRF250 F-K,L	19-20	JTF1321		13	JTR210SC	JTA210BLK	50	520	120
250	Honda	CRF250 F-M	21	JTF1321		13	JTR210SC	JTA210BLK	50	520	120
250	Honda	CRF250 F-N	22	JTF1321		13	JTR210SC	JTA210BLK	50	520	120
250	Honda	CRF250 F-P	23	JTF1321		13	JTR210SC	JTA210BLK	50	520	120
250	Honda	CRF250 F-R	24	JTF1321		13	JTR210SC	JTA210BLK	50	520	120
250	Honda	CRF250 R-4,5,6,7,8,9,A	04-10	JTF1323	JTF1323SC	13	JTR210SC	JTA210BLK	51	520	114
250	Honda	CRF250 R-B,C,D,E	11-14	JTF1323	JTF1323SC	13	JTR210SC	JTA210BLK	49	520	116
250	Honda	CRF250 R-F,G,H	15-17	JTF1323	JTF1323SC	13	JTR210SC	JTA210BLK	49	520	116
250	Honda	CRF250 R-J	18	JTF1344	JTF1344SC	13	JTR210SC	JTA210BLK	49	520	116
250	Honda	CRF250 R-K,L,M	19-21	JTF1344	JTF1344SC	13	JTR210SC	JTA210BLK	48	520	120
250	Honda	CRF250 R-N	22	JTF284	JTF284SC	13	JTR210SC	JTA210BLK	50	520	120
250	Honda	CRF250 R-P	23	JTF284	JTF284SC	13	JTR210SC	JTA210BLK	50	520	120
250	Honda	CRF250 R-R	24	JTF284	JTF284SC	13	JTR210SC	JTA210BLK	50	520	120
250	Honda	CRF250 RX-K,L,M	19-21	JTF1344	JTF1344SC	13	JTR210SC	JTA210BLK	48	520	120
250	Honda	CRF250 RX-N	22	JTF284	JTF284SC	13	JTR210SC	JTA210BLK	50	520	120
250	Honda	CRF250 RX-P	23	JTF284	JTF284SC	13	JTR210SC	JTA210BLK	50	520	120
250	Honda	CRF250 RX-R	24	JTF284	JTF284SC	13	JTR210SC	JTA210BLK	50	520	120
250	Honda	CRF250 R-A	USA 10	JTF1323	JTF1323SC	13	JTR210SC	JTA210BLK	48	520	116
250	Honda	CRF250 X-4,5,6,7,8,9,A,B,C,D,E,F,G,H	04-17	JTF1323	JTF1323SC	14	JTR210SC	JTA210BLK	53	520	116
250	Honda	CRF250 RL/RLA-H,J	17-18	JTF1321		14	JTR301		40	520	106
250	Honda	CRF250 Rally	17	JTF1321		14	JTR301		40	520	106
250	Honda	CR250	France 97	JTF284	JTF284SC	13	JTR210SC	JTA210BLK	49	520	114
250	Honda	CRM250 K,K2,L	Japan 91	JTF284	JTF284SC	14	JTR210	JTA210BLK	40	520	108

Black (BLK) is the standard colour for all RaceLite 7075-T6 aluminium rear sprockets. See page 124 for full alternative colour options

CC	Make	Model	Year	Front Sprocket			Rear Sprocket			Chain		
				Normal	Special	T	Steel	RaceLite Aluminium	T	Pitch	Length	
250	Honda	CRM250 RK,RM MD24	Japan		JTF284	JTF284SC	14	JTR301		40	520	108
250	Honda	CRM250 M,M2,N,P,R,S	Japan	91-95	JTF1322		14	JTR301		42	520	110
250	Honda	CRM250 RP2 MD24	Japan		JTF1322		14	JTR210	JTA210BLK	42	520	110
250	Honda	CRM250 AR MD32	Japan	97-99	JTF1322		14	JTR210	JTA210BLK	42	520	110
250	Honda	TLR250		85-87	JTF1329		10			39	520	96
250	Honda	XR250 RC,RD		82-83	JTF281		13	JTR245/2		53	520	104
250	Honda	XR250 RE,RF		84-85	JTF328		13	JTR245/2		50	520	108
250	Honda	XR250 RG,RH		86-87	JTF328		13	JTR245/2		48	520	108
250	Honda	XR250 RG,RH	Australia	86-87	JTF287		13	JTR245/2		48	520	108
250	Honda	XR250 RJ,RK		88-89	JTF327		13	JTR245/2		48	520	108
250	Honda	XR250 RL, RM, RN, RP, RR, RS		90-95	JTF327		13	JTR301		48	520	108
250	Honda	XR250 RL, RM, RN, RP, RR, RS	Australia	90-95	JTF327		13	JTR301		40	520	
250	Honda	XR250 RT, RV, RW, RX, RY, R-1, R-2, R-3, R-4		96-04	JTF1321		13	JTR210SC	JTA210BLK	48	520	106
250	Honda	XR250 III S (Baja)		96	JTF1321		13	JTR210	JTA210BLK	39	520	
250	Honda	XR250 Baja	Japan	97-07	JTF1321		13	JTR210	JTA210BLK	40	520	104
300	Honda	CRF300 L/LA		21-22	JTF1321		14	JTR1301		40	520	106
300	Honda	CRF300 L/LA		23-24	JTF1321		14	JTR1301		40	520	108
300	Honda	CRF300 LR/LRA-M,N Rally		21-22	JTF1321		14	JTR1301		40	520	108
300	Honda	CRF300 LR/LRA-P Rally		23-24	JTF1321		14	JTR1301		40	520	108
350	Honda	XR350 RD,RE		83-84	JTF287		14	JTR245/2		42	520	104
350	Honda	XR350 RF, RG, RH		85-87	JTF1336		14	JTR245/2		42	520	106
400	Honda	XR400 RT, RV, RW, RX, RY, R-1, R-2, R-3, R-4		96-04	JTF1322		15	JTR210SC	JTA210BLK	45	520	108
450	Honda	CR450 RB		81	JTF337		14			54	520	116
450	Honda	CRF450 L-K		19	JTF1345	JTF1345RB	13	JTR210SC	JTA210BLK	51	520	116
450	Honda	CRF450 L-L		20	JTF1345	JTF1345RB	13	JTR210SC	JTA210BLK	51	520	116
450	Honda	CRF450 L-M		21	JTF1345	JTF1345RB	13	JTR210SC	JTA210BLK	51	520	116
450	Honda	CRF450 L-N		22	JTF1345	JTF1345RB	13	JTR210SC	JTA210BLK	51	520	116
450	Honda	CRF450 R-2, R-3		02-03	JTF284	JTF284SC	13	JTR210SC	JTA210BLK	50	520	114
450	Honda	CRF450 R-4, 5, 6, 7, 8, 9, A, B, C, D, E		04-14	JTF284	JTF284SC	13	JTR210SC	JTA210BLK	48	520	116
450	Honda	CRF450 R-F, G, H, J, K, L		15-18	JTF284	JTF284SC	13	JTR210SC	JTA210BLK	48	520	116
450	Honda	CRF450 R-K		19-20	JTF284	JTF284SC	13	JTR210SC	JTA210BLK	49	520	114
450	Honda	CRF450 R-L	USA	20	JTF284	JTF284SC	13	JTR210SC	JTA210BLK	48	520	114
450	Honda	CRF450 R-M		21	JTF284	JTF284SC	13	JTR210SC	JTA210BLK	49	520	114
450	Honda	CRF450 R-N		22	JTF284	JTF284SC	13	JTR210SC	JTA210BLK	49	520	114
450	Honda	CRF450 R-P		23	JTF284	JTF284SC	13	JTR210SC	JTA210BLK	49	520	114
450	Honda	CRF450 R-R		24	JTF284	JTF284SC	13	JTR210SC	JTA210BLK	49	520	114
450	Honda	CRF450 R-Rs	USA	24	JTF284	JTF284SC	13	JTR210SC	JTA210BLK	49	520	114
450	Honda	CRF450 RL-M		21	JTF1345	JTF1345RB	13	JTR210SC	JTA210BLK	51	520	114
450	Honda	CRF450 RL-N		22	JTF1345	JTF1345RB	13	JTR210SC	JTA210BLK	51	520	114
450	Honda	CRF450 RL-P		23	JTF1345	JTF1345RB	13	JTR210SC	JTA210BLK	51	520	114
450	Honda	CRF450 RL-R		24	JTF1345	JTF1345RB	13	JTR210SC	JTA210BLK	51	520	114
450	Honda	CRF450 RWE-K, L, M	USA	19-21	JTF284	JTF284SC	13	JTR210SC	JTA210BLK	49	520	114
450	Honda	CRF450 RWE-N	USA	22	JTF284	JTF284SC	13	JTR210SC	JTA210BLK	49	520	114
450	Honda	CRF450 RWE-P	USA	23	JTF284	JTF284SC	13	JTR210SC	JTA210BLK	49	520	114
450	Honda	CRF450 RWE-R		24	JTF284	JTF284SC	13	JTR210SC	JTA210BLK	49	520	114
450	Honda	CRF450 RX-H, J, K, L, M		17-21	JTF284	JTF284SC	13	JTR210SC	JTA210BLK	48	520	116
450	Honda	CRF450 RX-L	USA	19-20	JTF284	JTF284SC	13	JTR210SC	JTA210BLK	49	520	114
450	Honda	CRF450 RX-M	USA	21	JTF284	JTF284SC	13	JTR210SC	JTA210BLK	49	520	114
450	Honda	CRF450 RX-N		22	JTF284	JTF284SC	13	JTR210SC	JTA210BLK	49	520	114
450	Honda	CRF450 RX-P		23	JTF284	JTF284SC	13	JTR210SC	JTA210BLK	49	520	114
450	Honda	CRF450 RX-R		24	JTF284	JTF284SC	13	JTR210SC	JTA210BLK	49	520	114
450	Honda	CRF450 X-5, 6, 7, 8, 9, A, B, C, D, E, F, G, H		05-16	JTF284	JTF284SC	13	JTR210SC	JTA210BLK	51	520	114
450	Honda	CRF450 X-J, K		17-18	JTF284	JTF284SC	13	JTR210SC	JTA210BLK	51	520	114
450	Honda	CRF450 X-K, L		19-20	JTF1345	JTF1345RB	13	JTR210SC	JTA210BLK	51	520	114
450	Honda	CRF450 X-M		21	JTF1345	JTF1345RB	13	JTR210SC	JTA210BLK	51	520	114
450	Honda	CRF450 X-N		22	JTF1345	JTF1345RB	13	JTR210SC	JTA210BLK	51	520	114
450	Honda	CRF450 X-P		23	JTF1345	JTF1345RB	13	JTR210SC	JTA210BLK	51	520	114
450	Honda	CRF450 X-R		24	JTF1345	JTF1345RB	13	JTR210SC	JTA210BLK	51	520	114
480	Honda	CR480 RC, RD		82-83	JTF337		14			54	520	118

CC	Make	Model	Year	Front Sprocket			Rear Sprocket			Chain	
				Normal	Special	T	Steel	RaceLite Aluminium	T	Pitch	Length
500	Honda	CR500 RE,RF	84-85	JTF337		14	JTR210SC	JTA210BLK	51	520	116
500	Honda	CR500 RG,RH	86-87	JTF285		14	JTR210SC	JTA210BLK	51	520	116
500	Honda	CR500 RJ,RK,RL,RM	88-91	JTF284	JTF284SC	14	JTR210SC	JTA210BLK	51	520	116
500	Honda	CR500 RN,RP,RR	92-94	JTF284	JTF284SC	14	JTR210SC	JTA210BLK	49	520	114
500	Honda	CR500 RS,RT,RV,RW	95-97	JTF284	JTF284SC	14	JTR210SC	JTA210BLK	49	520	114
500	Honda	CR500 RW,RX,RY,R-1	98-01	JTF284	JTF284SC	14	JTR210SC	JTA210BLK	49	520	114
500	Honda	XR500 SA,SZ	79-80	JTF281		14	JTR245/2		48	520	104
500	Honda	XR500 RB,RC	81-82	JTF281		14	JTR245/2		48	520	104
500	Honda	XR500 RD,RE,RF	83-85	JTF281		14	JTR245/2		48	520	108
600	Honda	XR600 RF,RG,RH	85-87	JTF281		14	JTR245/2		48	520	110
600	Honda	XR600 RJ,RK,RL	88-90	JTF281		14	JTR245/3		50	520	112
600	Honda	XR600 RM,RN,RP,RR,RS,RT,RV,RW,RX,RY	91-00	JTF1309		14	JTR301		48	520	110
600	Honda	XR600 RP,RR	Australia 93-94	JTF1309		14	JTR301		40	520	108
650	Honda	XR650 R-Y,1,2,3,4,5,6,7	00-07	JTF1307		14	JTR210SC	JTA210BLK	48	520	110

Husaberg Off Road Bikes

125	Husaberg	TE125	12-13	JTF1901	JTF1901SC	13	JTR897SC	JTA897BLK	50	520	
250	Husaberg	FE250	13-14	JTF1901	JTF1901SC	14	JTR897SC	JTA897BLK	50	520	118
250	Husaberg	TE250	11-14	JTF1901	JTF1901SC	13	JTR897SC	JTA897BLK	50	520	118
300	Husaberg	TE300	11-14	JTF1901	JTF1901SC	13	JTR897SC	JTA897BLK	50	520	118
350	Husaberg	350 Enduro	92-95	JTF823		14	JTR1950		48	520	120
350	Husaberg	FC350 4 Speed	96-99	JTF823		15	JTR1950		44	520	120
350	Husaberg	FC350 4 Speed	00-01	JTF823		15	JTR897	JTA897BLK	44	520	120
350	Husaberg	FC350 6 Speed	96	JTF823		14	JTR1950		48	520	120
350	Husaberg	FC350 6 Speed	97-99	JTF823		15	JTR1950		48	520	120
350	Husaberg	FC350 6 Speed	00-01	JTF823		15	JTR897SC	JTA897BLK	48	520	120
350	Husaberg	FE350	96-99	JTF823		14	JTR1950		48	520	120
350	Husaberg	FE350	00-01	JTF823		14	JTR897SC	JTA897BLK	48	520	120
350	Husaberg	FE350	13	JTF1901	JTF1901SC	13	JTR897SC	JTA897BLK	52	520	118
350	Husaberg	MX350	95	JTF823		14	JTR1950		48	520	120
390	Husaberg	FE390 Enduro	10-12	JTF1901	JTF1901SC	13	JTR897SC	JTA897BLK	52	520	118
400	Husaberg	FC400 4 Speed	96-99	JTF823		15	JTR1950		44	520	120
400	Husaberg	FC400 4 Speed	00-01	JTF823		15	JTR897	JTA897BLK	44	520	120
400	Husaberg	FC400 6 Speed	96	JTF823		14	JTR1950		48	520	120
400	Husaberg	FC400 6 Speed	97-99	JTF823		15	JTR1950		48	520	120
400	Husaberg	FC400 6 Speed	00-01	JTF823		15	JTR897SC	JTA897BLK	48	520	120
400	Husaberg	FE400	96-99	JTF823		14	JTR1950		48	520	120
400	Husaberg	FE400 e	00-03	JTF823		14	JTR897SC	JTA897BLK	48	520	120
450	Husaberg	FC450	04-06	JTF823		14	JTR897SC	JTA897BLK	48	520	116
450	Husaberg	FE450 e	04-08	JTF823		14	JTR897SC	JTA897BLK	48	520	116
450	Husaberg	FE450 Enduro	09-14	JTF1901	JTF1901SC	13	JTR897SC	JTA897BLK	52	520	118
450	Husaberg	FS450 e	04-08	JTF823		15	JTR897SC	JTA897BLK	42	520	120
450	Husaberg	FX450 Cross Country	10-12	JTF1901	JTF1901SC	13	JTR897SC	JTA897BLK	52	520	118
499	Husaberg	MX499 4 Speed	92-95	JTF823		15	JTR1950		44	520	120
499	Husaberg	MX499 6 Speed	92-95	JTF823		14	JTR1950		48	520	120
501	Husaberg	501 Enduro	90-95	JTF823		14	JTR1950		48	520	120
501	Husaberg	FC501 4 Speed	96-99	JTF823		15	JTR1950		44	520	120
501	Husaberg	FC501 6 Speed	96	JTF823		14	JTR1950		48	520	120
501	Husaberg	FC501 6 Speed	97-99	JTF823		15	JTR1950		48	520	120
501	Husaberg	FC501 6 Speed	00-01	JTF823		15	JTR897SC	JTA897BLK	48	520	120
501	Husaberg	FE501	96-99	JTF823		14	JTR1950		48	520	120
501	Husaberg	FE501	00-01	JTF823		14	JTR897SC	JTA897BLK	48	520	120
501	Husaberg	FE501	13-14	JTF1901	JTF1901SC	14	JTR897SC	JTA897BLK	52	520	120
501	Husaberg	MX501 4 Speed	92-95	JTF823		15	JTR1950		44	520	120
501	Husaberg	MX501 6 Speed	92-95	JTF823		14	JTR1950		48	520	120
550	Husaberg	FC550 6 Speed	03-04	JTF823		15	JTR897SC	JTA897BLK	42	520	
550	Husaberg	FC550	05-08	JTF823		14	JTR897SC	JTA897BLK	48	520	116
550	Husaberg	FE550 e	04-08	JTF823		15	JTR897SC	JTA897BLK	48	520	116

Black (BLK) is the standard colour for all RaceLite 7075-T6 aluminium rear sprockets. See page 124 for full alternative colour options

CC	Make	Model	Year	Front Sprocket			Rear Sprocket			Chain	
				Normal	Special	T	Steel	RaceLite Aluminium	T	Pitch	Length
550	Husaberg	F550 e	07	JTF823			JTR897	JTA897BLK		520	
570	Husaberg	FE570	09-12	JTF1901	JTF1901SC	13	JTR897SC	JTA897BLK	52	520	118
570	Husaberg	F5570 Supermoto	10-11	JTF1901	JTF1901SC	14	JTR897	JTA897BLK	38	520	118
600	Husaberg	600 Enduro	93-95	JTF823		14	JTR1950		48	520	
600	Husaberg	FC600 4 Speed	96-99	JTF823		15	JTR1950		44	520	
600	Husaberg	FC600 6 Speed	96-99	JTF823		15	JTR1950		48	520	
600	Husaberg	FC600 6 Speed	00-01	JTF823		15	JTR897SC	JTA897BLK	48	520	
600	Husaberg	FE600	96-99	JTF823		14	JTR1950		48	520	
600	Husaberg	FE600	00-01	JTF823		14	JTR897SC	JTA897BLK	48	520	
650	Husaberg	FE650 e	03-08	JTF823		15	JTR897SC	JTA897BLK	45	520	114
650	Husaberg	FS650 c	05-08	JTF823		15	JTR897SC	JTA897BLK	40	520	
650	Husaberg	FS650 e	03-08	JTF823		15	JTR897SC	JTA897BLK	40	520	

Husqvarna Off Road Bikes

65	Husqvarna	65 TC	17-21	JTF1906		14	JTR894	JTA894BLK	48	420	112	
65	Husqvarna	65 TC	22-23	JTF1906		14	JTR894	JTA894BLK	48	420	112	
65	Husqvarna	65 TC	24			14	JTR894	JTA894BLK	48	420	112	
85	Husqvarna	85 TC (17/14 Wheels)	15-17	JTF1907		14	JTR895	JTA895BLK	46	428	124	
85	Husqvarna	85 TC (17/14 Wheels)	18-21	JTF1905		13	JTR895	JTA895BLK	46	428	124	
85	Husqvarna	85 TC (17/14 Wheels)	22-23	JTF1905		13	JTR895	JTA895BLK	46	428	124	
85	Husqvarna	85 TC (17/14 Wheels)	24	JTF1905		13	JTR895	JTA895BLK	46	428	124	
85	Husqvarna	85 TC (19/16 Wheels)	15-17	JTF1907		14	JTR895	JTA895BLK	49	428	124	
85	Husqvarna	85 TC (19/16 Wheels)	18-21	JTF1905		13	JTR895	JTA895BLK	49	428	124	
85	Husqvarna	85 TC (19/16 Wheels)	22-23	JTF1905		13	JTR895	JTA895BLK	49	428	124	
85	Husqvarna	85 TC (19/16 Wheels)	24	JTF1905		13	JTR895	JTA895BLK	49	428	124	
125	Husqvarna	125 CR	84-87	JTF823		12	JTR223		52	520	116	
125	Husqvarna	125 CR	90-94	JTF718		12	JTR822	JTA822BLK	52	520	116	
125	Husqvarna	125 CR	95-98			13	JTR822	JTA822BLK	50	520	118	
125	Husqvarna	125 CR	99-09			13	JTR822	JTA822BLK	50	520	118	
125	Husqvarna	125 CR	10-12			13	JTR822	JTA822BLK	50	520	112	
125	Husqvarna	125 SMS	99			14	JTR822	JTA822BLK	50	520		
125	Husqvarna	125 SMS	00			14	JTR822	JTA822BLK	49	520		
125	Husqvarna	125 SMS	01-10			14	JTR822	JTA822BLK	49	520		
125	Husqvarna	125 SMS	11			14	JTR822	JTA822BLK	49	520		
125	Husqvarna	125 SMS	12			14	JTR822	JTA822BLK	49	520		
125	Husqvarna	125 SMS4	11	JTF1550		14			54	428		
125	Husqvarna	125 TC	14-17	JTF1901	JTF1901SC	13	JTR897SC	JTA897BLK	50	520	118	
125	Husqvarna	125 TC	18-19	JTF1901	JTF1901SC	13	JTR897SC	JTA897BLK	50	520	118	
125	Husqvarna	125 TC	20-21	JTF1901	JTF1901SC	13	JTR897SC	JTA897BLK	51	520	118	
125	Husqvarna	125 TC	22-23	JTF1901	JTF1901SC	13	JTR897SC	JTA897BLK	51	520	118	
125	Husqvarna	125 TC	24	JTF1901	JTF1901SC	13	JTR897SC	JTA897BLK	51	520	118	
125	Husqvarna	125 TC Heritage	23	JTF1901	JTF1901SC	13	JTR897SC	JTA897BLK	51	520	118	
125	Husqvarna	125 TE	11-13	JTF1550		14			59	428	138	
125	Husqvarna	125 TE	Europe	14-17	JTF1901	JTF1901SC	14	JTR897SC	JTA897BLK	50	520	118
125	Husqvarna	125 TE	USA	16-17	JTF1901	JTF1901SC	13	JTR897SC	JTA897BLK	50	520	118
125	Husqvarna	125 TX	17-19	JTF1901	JTF1901SC	13	JTR897SC	JTA897BLK	50	520	118	
125	Husqvarna	125 WR Enduro	83-84	JTF823		12	JTR223		48	520	110	
125	Husqvarna	125 WR Enduro	85-87	JTF823		12	JTR223		52	520	118	
125	Husqvarna	125 WRK Enduro	88-89	JTF823		12	JTR510		52	520	116	
125	Husqvarna	125 WR Enduro	90-94	JTF718		12	JTR822	JTA822BLK	52	520	116	
125	Husqvarna	125 WR	95-97			13	JTR822	JTA822BLK	52	520	116	
125	Husqvarna	125 WR	98-09			13	JTR822	JTA822BLK	50	520		
125	Husqvarna	125 WR	10-13			13	JTR822	JTA822BLK	50	520	114	
125	Husqvarna	125 WRE	95-98			13	JTR822	JTA822BLK	50	520	114	
125	Husqvarna	125 WRE	99-11			13	JTR822	JTA822BLK	52	520		
150	Husqvarna	150 TE	USA	17-19	JTF1901	JTF1901SC	13	JTR897SC	JTA897BLK	50	520	118
150	Husqvarna	150 TE i	USA	20-21	JTF1901	JTF1901SC	13	JTR897SC	JTA897BLK	50	520	118
150	Husqvarna	150 TE i	USA	22	JTF1901	JTF1901SC	13	JTR897SC	JTA897BLK	50	520	118
150	Husqvarna	150 TE i	Europe	20-21	JTF1901	JTF1901SC	13	JTR897SC	JTA897BLK	48	520	118

CC	Make	Model	Year	Front Sprocket			Rear Sprocket			Chain		
				Normal	Special	T	Steel	RaceLite Aluminium	T	Pitch	Length	
150	Husqvarna	150 TE i	Europe	22	JTF1901	JTF1901SC	13	JTR897SC	JTA897BLK	48	520	118
150	Husqvarna	150 TE	USA	23-24	JTF1901	JTF1901SC	13	JTR897SC	JTA897BLK	48	520	118
150	Husqvarna	150 TE	Europe	23-24	JTF1901	JTF1901SC	13	JTR897SC	JTA897BLK	48	520	118
240	Husqvarna	240 CR		84-88	JTF823		12	JTR223		52	520	116
240	Husqvarna	240 WR Enduro		85-88	JTF823		13	JTR223		52	520	116
240	Husqvarna	240 WR Enduro		90-91	JTF718		13	JTR822	JTA822BLK	46	520	116
250	Husqvarna	250 CR		84-88	JTF823		13	JTR223		52	520	116
250	Husqvarna	250 CR		90-91	JTF507		14	JTR822	JTA822BLK	50	520	120
250	Husqvarna	250 CR		92-94	JTF507		14	JTR822	JTA822BLK	48	520	120
250	Husqvarna	250 CR		95-97	JTF507		13	JTR822	JTA822BLK	48	520	120
250	Husqvarna	250 CR		99	JTF824		15	JTR822	JTA822BLK	50	520	
250	Husqvarna	250 CR		00-05	JTF824	JTF824SC	13	JTR822	JTA822BLK	48	520	
250	Husqvarna	250 FC		14-15	JTF1901	JTF1901SC	13	JTR897SC	JTA897BLK	52	520	118
250	Husqvarna	250 FC		16	JTF1901	JTF1901SC	13	JTR897SC	JTA897BLK	50	520	118
250	Husqvarna	250 FC		17-21	JTF1901	JTF1901SC	14	JTR897SC	JTA897BLK	51	520	118
250	Husqvarna	250 FC		22	JTF1901	JTF1901SC	14	JTR897SC	JTA897BLK	51	520	118
250	Husqvarna	250 FC Rockstar Edition	USA	22	JTF1901	JTF1901SC	14	JTR897SC	JTA897BLK	51	520	118
250	Husqvarna	250 FC	USA	23	JTF1901	JTF1901SC	14	JTR897SC	JTA897BLK	51	520	118
250	Husqvarna	250 FC	Europe	23	JTF1901	JTF1901SC	14	JTR897SC	JTA897BLK	52	520	118
250	Husqvarna	250 FC		24	JTF1901	JTF1901SC	14	JTR897SC	JTA897BLK	52	520	118
250	Husqvarna	250 FC Heritage	USA	23	JTF1901	JTF1901SC	14	JTR897SC	JTA897BLK	51	520	118
250	Husqvarna	250 FC Heritage	Europe	23	JTF1901	JTF1901SC	14	JTR897SC	JTA897BLK	52	520	118
250	Husqvarna	250 FE	Europe	14-15	JTF1901	JTF1901SC	13	JTR897SC	JTA897BLK	52	520	118
250	Husqvarna	250 FE	Europe	16-17	JTF1901	JTF1901SC	14	JTR897SC	JTA897BLK	52	520	118
250	Husqvarna	250 FE	Europe	18-19	JTF1901	JTF1901SC	14	JTR897SC	JTA897BLK	52	520	118
250	Husqvarna	250 FE	Europe	20-21	JTF1901	JTF1901SC	14	JTR897SC	JTA897BLK	52	520	118
250	Husqvarna	250 FE		22-24	JTF1901	JTF1901SC	14	JTR897SC	JTA897BLK	52	520	118
250	Husqvarna	250 FE Heritage		23	JTF1901	JTF1901SC	14	JTR897SC	JTA897BLK	52	520	118
250	Husqvarna	250 FE	Australia	16-17	JTF1901	JTF1901SC	14	JTR897SC	JTA897BLK	52	520	118
250	Husqvarna	250 FE	Australia	18	JTF1901	JTF1901SC	14	JTR897SC	JTA897BLK	52	520	118
250	Husqvarna	251 FE	USA	14-16	JTF1901	JTF1901SC	13	JTR897SC	JTA897BLK	52	520	118
250	Husqvarna	250 FE	USA	17	JTF1901	JTF1901SC	14	JTR897SC	JTA897BLK	52	520	118
250	Husqvarna	250 FE	USA	18	JTF1901	JTF1901SC	14	JTR897SC	JTA897BLK	49	520	118
250	Husqvarna	250 TC		02-03	JTF824	JTF824SC	14	JTR822	JTA822BLK	50	520	
250	Husqvarna	250 TC		04-05	JTF824	JTF824SC	13	JTR822	JTA822BLK	50	520	
250	Husqvarna	250 TC		06-08	JTF824		12	JTR822	JTA822BLK	50	520	114
250	Husqvarna	250 TC / R		09-13	JTF825		13	JTR822	JTA822BLK	50	520	112
250	Husqvarna	250 TC		14-15	JTF1901	JTF1901SC	13	JTR897SC	JTA897BLK	50	520	118
250	Husqvarna	250 TC		16	JTF1901	JTF1901SC	13	JTR897SC	JTA897BLK	48	520	118
250	Husqvarna	250 TC		17-20	JTF1901	JTF1901SC	14	JTR897SC	JTA897BLK	50	520	118
250	Husqvarna	250 TC		21	JTF1901	JTF1901SC	14	JTR897SC	JTA897BLK	51	520	118
250	Husqvarna	250 TC		22	JTF1901	JTF1901SC	14	JTR897SC	JTA897BLK	51	520	118
250	Husqvarna	250 TC		23	JTF1901	JTF1901SC	14	JTR897SC	JTA897BLK	49	520	118
250	Husqvarna	250 TC		24	JTF1901	JTF1901SC	14	JTR897SC	JTA897BLK	49	520	118
250	Husqvarna	250 TC Heritage		23	JTF1901	JTF1901SC	14	JTR897SC	JTA897BLK	49	520	118
250	Husqvarna	250 TE		02-03	JTF824	JTF824SC	14	JTR822	JTA822BLK	50	520	116
250	Husqvarna	250 TE		04-10	JTF824	JTF824SC	13	JTR822	JTA822BLK	50	520	116
250	Husqvarna	250 TE		11-13	JTF825		13	JTR822	JTA822BLK	50	520	112
250	Husqvarna	250 TE	Europe	14-17	JTF1901	JTF1901SC	14	JTR897SC	JTA897BLK	50	520	118
250	Husqvarna	250 TE	Australia	16-17	JTF1901	JTF1901SC	14	JTR897SC	JTA897BLK	50	520	118
250	Husqvarna	250 TE	Australia	18	JTF1901	JTF1901SC	14	JTR897SC	JTA897BLK	50	520	118
250	Husqvarna	250 TE	USA	14-18	JTF1901	JTF1901SC	13	JTR897SC	JTA897BLK	50	520	118
250	Husqvarna	250 TE i 2-Stroke	Europe	18-19	JTF1901	JTF1901SC	14	JTR897SC	JTA897BLK	50	520	118
250	Husqvarna	250 TE i 2-Stroke	Europe	20-21	JTF1901	JTF1901SC	14	JTR897SC	JTA897BLK	50	520	118
250	Husqvarna	250 TE i 2-Stroke	Europe	22	JTF1901	JTF1901SC	14	JTR897SC	JTA897BLK	50	520	118
250	Husqvarna	250 TE i 2-Stroke	USA	18-19	JTF1901	JTF1901SC	13	JTR897SC	JTA897BLK	50	520	118
250	Husqvarna	250 TE i 2-Stroke	USA	20-21	JTF1901	JTF1901SC	13	JTR897SC	JTA897BLK	50	520	118

Black (BLK) is the standard colour for all RaceLite 7075-T6 aluminium rear sprockets. See page 124 for full alternative colour options

CC	Make	Model	Year	Front Sprocket			Rear Sprocket			Chain		
				Normal	Special	T	Steel	RaceLite Aluminium	T	Pitch	Length	
250	Husqvarna	250 TE i 2-Stroke	USA	22	JTF1901	JTF1901SC	13	JTR8975C	JTA897BLK	52	520	118
250	Husqvarna	250 TE	Europe	23	JTF1901	JTF1901SC	14	JTR8975C	JTA897BLK	52	520	118
250	Husqvarna	250 TE	Europe	24	JTF1901	JTF1901SC	14	JTR8975C	JTA897BLK	45	520	118
250	Husqvarna	250 TE	USA	23	JTF1901	JTF1901SC	13	JTR8975C	JTA897BLK	52	520	118
250	Husqvarna	250 TE	USA	24	JTF1901	JTF1901SC	13	JTR8975C	JTA897BLK	48	520	118
250	Husqvarna	250 TE CKD	Canada	24	JTF1901	JTF1901SC	13	JTR8975C	JTA897BLK	45	520	118
250	Husqvarna	250 TE Heritage		23	JTF1901	JTF1901SC	13	JTR8975C	JTA897BLK	52	520	118
250	Husqvarna	250 TE Meo Replica		11	JTF825		13	JTR822	JTA822BLK	50	520	112
250	Husqvarna	250 TXC		08-10	JTF824	JTF824SC	13	JTR822	JTA822BLK	50	520	112
250	Husqvarna	250 TXC		11-12	JTF825		13	JTR822	JTA822BLK	50	520	112
250	Husqvarna	250 WR Enduro		83-84	JTF823		13	JTR223		53	520	114
250	Husqvarna	250 WR Enduro		85-88	JTF823		13	JTR223		52	520	118
250	Husqvarna	250 WR Enduro		92-98	JTF507		14	JTR822	JTA822BLK	48	520	112
250	Husqvarna	250 WR Enduro		99-09	JTF824	JTF824SC	13	JTR822	JTA822BLK	48	520	114
250	Husqvarna	250 WR Enduro		10-12	JTF824	JTF824SC	13	JTR822	JTA822BLK	48	520	112
250	Husqvarna	250 WR/CR		80	JTF813		12	JTR223		53	520	120
250	Husqvarna	250 WR/CR		90-93	JTF507		14	JTR822	JTA822BLK	48	520	112
250	Husqvarna	250-260 WRK Enduro		89	JTF823		13	JTR510		46	520	112
250	Husqvarna	250-260 WRK Enduro		90-94	JTF823		14	JTR822	JTA822BLK	50	520	120
300	Husqvarna	300 WR		09-10	JTF824	JTF824SC	13	JTR822	JTA822BLK	48	520	112
300	Husqvarna	300 WR		11-12	JTF824	JTF824SC	14	JTR822	JTA822BLK	48	520	112
300	Husqvarna	300 TE	Europe	14-17	JTF1901	JTF1901SC	14	JTR8975C	JTA897BLK	50	520	118
300	Husqvarna	300 TE	Australia	16-17	JTF1901	JTF1901SC	14	JTR8975C	JTA897BLK	50	520	118
300	Husqvarna	300 TE	Australia	18	JTF1901	JTF1901SC	14	JTR8975C	JTA897BLK	50	520	118
300	Husqvarna	300 TE	USA	14-17	JTF1901	JTF1901SC	13	JTR8975C	JTA897BLK	50	520	118
300	Husqvarna	300 TE	USA	18-21	JTF1901	JTF1901SC	13	JTR8975C	JTA897BLK	50	520	118
300	Husqvarna	300 TE i	Europe	18-19	JTF1901	JTF1901SC	14	JTR8975C	JTA897BLK	50	520	118
300	Husqvarna	300 TE i	Europe	20-21	JTF1901	JTF1901SC	14	JTR8975C	JTA897BLK	50	520	118
300	Husqvarna	300 TE i	Europe	22	JTF1901	JTF1901SC	14	JTR8975C	JTA897BLK	50	520	118
300	Husqvarna	300 TE i	USA	22	JTF1901	JTF1901SC	13	JTR8975C	JTA897BLK	50	520	118
300	Husqvarna	300 TE	Europe	23	JTF1901	JTF1901SC	14	JTR8975C	JTA897BLK	50	520	118
300	Husqvarna	300 TE	USA	23	JTF1901	JTF1901SC	13	JTR8975C	JTA897BLK	50	520	118
300	Husqvarna	300 TE	Europe	24	JTF1901	JTF1901SC	14	JTR8975C	JTA897BLK	45	520	118
300	Husqvarna	300 TE	USA	24	JTF1901	JTF1901SC	13	JTR8975C	JTA897BLK	45	520	118
300	Husqvarna	300 TE Heritage	Europe	23	JTF1901	JTF1901SC	14	JTR8975C	JTA897BLK	50	520	118
300	Husqvarna	300 TE Heritage	USA	23	JTF1901	JTF1901SC	13	JTR8975C	JTA897BLK	50	520	118
300	Husqvarna	300 TE Pro		24	JTF1901	JTF1901SC	14	JTR8975C	JTA897BLK	45	520	118
300	Husqvarna	300 TE I Jarvis Edition	Europe	20	JTF1901	JTF1901SC	14	JTR8975C	JTA897BLK	50	520	118
300	Husqvarna	300 TX		17-19	JTF1901	JTF1901SC	13	JTR8975C	JTA897BLK	50	520	118
300	Husqvarna	300 TX i	USA	20-21	JTF1901	JTF1901SC	13	JTR8975C	JTA897BLK	51	520	118
300	Husqvarna	300 TX i	USA	22	JTF1901	JTF1901SC	13	JTR8975C	JTA897BLK	51	520	118
300	Husqvarna	300 TX	USA	23	JTF1901	JTF1901SC	14	JTR8975C	JTA897BLK	49	520	118
300	Husqvarna	300 TX Heritage	USA	23	JTF1901	JTF1901SC	14	JTR8975C	JTA897BLK	51	520	118
310	Husqvarna	310 TE		09-10	JTF824	JTF824SC	13	JTR822	JTA822BLK	50	520	112
310	Husqvarna	310 TE		11-12	JTF825		13	JTR822	JTA822BLK	50	520	112
350	Husqvarna	350 FC		14-15	JTF1901	JTF1901SC	13	JTR8975C	JTA897BLK	52	520	118
350	Husqvarna	350 FC		16-17	JTF1901	JTF1901SC	14	JTR8975C	JTA897BLK	50	520	118
350	Husqvarna	350 FC		18-19	JTF1901	JTF1901SC	14	JTR8975C	JTA897BLK	50	520	118
350	Husqvarna	350 FC		20-21	JTF1901	JTF1901SC	14	JTR8975C	JTA897BLK	51	520	118
350	Husqvarna	350 FC		22	JTF1901	JTF1901SC	14	JTR8975C	JTA897BLK	51	520	118
350	Husqvarna	350 FC		23	JTF1901	JTF1901SC	14	JTR8975C	JTA897BLK	52	520	118
350	Husqvarna	350 FC		24	JTF1901	JTF1901SC	14	JTR8975C	JTA897BLK	52	520	118
350	Husqvarna	350 FC Heritage		23	JTF1901	JTF1901SC	14	JTR8975C	JTA897BLK	52	520	118
350	Husqvarna	350 FE		14-17	JTF1901	JTF1901SC	14	JTR8975C	JTA897BLK	52	520	118
350	Husqvarna	350 FE		18-23	JTF1901	JTF1901SC	14	JTR8975C	JTA897BLK	52	520	118
350	Husqvarna	350 FE		24	JTF1901	JTF1901SC	14	JTR897	JTA897BLK	46	520	118
350	Husqvarna	350 FE Pro		24	JTF1901	JTF1901SC	14	JTR897	JTA897BLK	46	520	118
350	Husqvarna	350 FE S	USA	16-23	JTF1901	JTF1901SC	14	JTR8975C	JTA897BLK	52	520	118
350	Husqvarna	350 FE	USA	24	JTF1901	JTF1901SC	14	JTR8975C	JTA897BLK	48	520	118

CC	Make	Model	Year	Front Sprocket			Rear Sprocket			Chain		
				Normal	Special	T	Steel	RaceLite Aluminium	T	Pitch	Length	
350	Husqvarna	350 FX	17-19	JTF1901	JTF1901SC	14	JTR897SC	JTA897BLK	50	520	118	
350	Husqvarna	350 FX	20-21	JTF1901	JTF1901SC	14	JTR897SC	JTA897BLK	51	520	118	
350	Husqvarna	350 FX	22	JTF1901	JTF1901SC	14	JTR897SC	JTA897BLK	51	520	118	
350	Husqvarna	350 FX	23	JTF1901	JTF1901SC	14	JTR897	JTA897BLK	47	520	118	
350	Husqvarna	350 FX	24	JTF1901	JTF1901SC	14	JTR897	JTA897BLK	47	520	118	
350	Husqvarna	350 FX Heritage	23	JTF1901	JTF1901SC	14	JTR897	JTA897BLK	47	520	118	
350	Husqvarna	350 TE	90-95	JTF824		15	JTR822	JTA822BLK	51	520	120	
350	Husqvarna	350 WR	81-88	JTF823		13	JTR223		53	520	120	
360	Husqvarna	360 CR	92-94	JTF507		13	JTR822	JTA822BLK	48	520	116	
360	Husqvarna	360 WR	92-98	JTF507		13	JTR822	JTA822BLK	48	520	116	
360	Husqvarna	360 WR	99-02	JTF507		15	JTR822	JTA822BLK	48	520	116	
400	Husqvarna	400 WR Enduro	85-89	JTF823		13	JTR223		52	520	118	
400	Husqvarna	400 WR/CR	81-89	JTF823		14	JTR223		53	520	120	
400	Husqvarna	400/430 CR	81-83	JTF823		13	JTR223		53	520	116	
400	Husqvarna	400 TE	01-02	JTF824		15	JTR822	JTA822BLK	50	520		
410	Husqvarna	410 TE	95-00	JTF824		15	JTR822	JTA822BLK	48	520		
410	Husqvarna	410 TE E	99	JTF824	JTF824SC	14	JTR822	JTA822BLK	45	520		
410	Husqvarna	410 TE E	00	JTF824	JTF824SC	13	JTR822	JTA822BLK	45	520		
430	Husqvarna	430 CR	84-89	JTF823		13	JTR223		52	520	116	
430	Husqvarna	430 WR Enduro	85-89	JTF823		13	JTR223		52	520	118	
430	Husqvarna	430 AUTO	85-89	JTF823		13	JTR223		54	520	118	
449	Husqvarna	449 SMR	11	JTF403		15	JTR822	JTA822BLK		520		
449	Husqvarna	449 TC	11-12	JTF403		15	JTR822	JTA822BLK	53	520	110	
449	Husqvarna	449 TE	11-12	JTF403		15	JTR822	JTA822BLK	51	520	108	
450	Husqvarna	450 FC	14-15	JTF1901	JTF1901SC	13	JTR897SC	JTA897BLK	52	520	118	
450	Husqvarna	450 FC	16-19	JTF1901	JTF1901SC	13	JTR897SC	JTA897BLK	48	520	118	
450	Husqvarna	450 FC	20-21	JTF1901	JTF1901SC	13	JTR897SC	JTA897BLK	49	520	118	
450	Husqvarna	450 FC Rockstar Edition	20	JTF1901	JTF1901SC	13	JTR897SC	JTA897BLK	49	520	118	
450	Husqvarna	450 FC Rockstar Edition	21	JTF1901	JTF1901SC	13	JTR897SC	JTA897BLK	49	520	118	
450	Husqvarna	450 FC Rockstar Edition	22	JTF1901	JTF1901SC	14	JTR897SC	JTA897BLK	51	520	118	
450	Husqvarna	450 FC Rockstar Edition	23	JTF1901	JTF1901SC	14	JTR897SC	JTA897BLK	51	520	118	
450	Husqvarna	450 FC Rockstar Edition	24	JTF1901	JTF1901SC	14	JTR897SC	JTA897BLK	51	520	118	
450	Husqvarna	450 FC	22	JTF1901	JTF1901SC	13	JTR897SC	JTA897BLK	49	520	118	
450	Husqvarna	450 FC	23	JTF1901	JTF1901SC	13	JTR897SC	JTA897BLK	51	520	118	
450	Husqvarna	450 FC	24	JTF1901	JTF1901SC	13	JTR897SC	JTA897BLK	51	520	118	
450	Husqvarna	450 FC Heritage	23	JTF1901	JTF1901SC	13	JTR897SC	JTA897BLK	51	520	118	
450	Husqvarna	450 FE	14-15	JTF1901	JTF1901SC	14	JTR897SC	JTA897BLK	52	520	118	
450	Husqvarna	450 FE	Europe	16-17	JTF1901	JTF1901SC	14	JTR897SC	JTA897BLK	52	520	118
450	Husqvarna	450 FE	Europe	18-21	JTF1901	JTF1901SC	14	JTR897SC	JTA897BLK	52	520	118
450	Husqvarna	450 FE	Australia	16-17	JTF1901	JTF1901SC	14	JTR897SC	JTA897BLK	52	520	118
450	Husqvarna	450 FE	Australia	18	JTF1901	JTF1901SC	14	JTR897SC	JTA897BLK	52	520	118
450	Husqvarna	450 FE	USA	16	JTF1901	JTF1901SC	14	JTR897SC	JTA897BLK	50	520	118
450	Husqvarna	450 FE	USA	17	JTF1901	JTF1901SC	14	JTR897SC	JTA897BLK	52	520	118
450	Husqvarna	450 FE	USA	18-19	JTF1901	JTF1901SC	14	JTR897SC	JTA897BLK	45	520	118
450	Husqvarna	450 FE		22	JTF1901	JTF1901SC	13	JTR897SC	JTA897BLK	52	520	118
450	Husqvarna	450 FE		23	JTF1901	JTF1901SC	13	JTR897SC	JTA897BLK	52	520	118
450	Husqvarna	450 FE		24	JTF1901	JTF1901SC	13	JTR897SC	JTA897BLK	52	520	118
450	Husqvarna	450 FE Heritage		23	JTF1901	JTF1901SC	13	JTR897SC	JTA897BLK	52	520	118
450	Husqvarna	450 FR Rally		16-21	JTF1901	JTF1901SC	14	JTR897SC	JTA897BLK	51	520	118
450	Husqvarna	450 FR Rally		22	JTF1901	JTF1901SC	14	JTR897SC	JTA897BLK	51	520	118
450	Husqvarna	450 FR Rally		23	JTF1901	JTF1901SC	14	JTR897SC	JTA897BLK	51	520	118
450	Husqvarna	450 FR Rally		24	JTF1901	JTF1901SC	14	JTR897SC	JTA897BLK	51	520	118
450	Husqvarna	450 FS	Europe	16-17	JTF1901	JTF1901SC	14	JTR897SC	JTA897BLK	45	520	118
450	Husqvarna	450 FS	Europe	18	JTF1901	JTF1901SC	14	JTR897SC	JTA897BLK	45	520	118
450	Husqvarna	450 FS	Europe	19	JTF1901	JTF1901SC	14	JTR897SC	JTA897BLK	45	520	118
450	Husqvarna	450 FS	Europe	20	JTF1901	JTF1901SC	14	JTR897SC	JTA897BLK	45	520	118
450	Husqvarna	450 FS	Europe	21	JTF1901	JTF1901SC	14	JTR897SC	JTA897BLK	45	520	118

Black (BLK) is the standard colour for all RaceLite 7075-T6 aluminium rear sprockets. See page 124 for full alternative colour options

CC	Make	Model	Year	Front Sprocket			Rear Sprocket			Chain	
				Normal	Special	T	Steel	RaceLite Aluminium	T	Pitch	Length
450	Husqvarna	450 FS	22	JTF1901	JTF1901SC	14	JTR897SC	JTA897BLK	45	520	118
450	Husqvarna	450 FS	23	JTF1901	JTF1901SC	14	JTR897SC	JTA897BLK	46	520	118
450	Husqvarna	450 FS	24	JTF1901	JTF1901SC	14	JTR897SC	JTA897BLK	46	520	118
450	Husqvarna	450 FX	17	JTF1901	JTF1901SC	13	JTR897SC	JTA897BLK	48	520	118
450	Husqvarna	450 FX	18-20	JTF1901	JTF1901SC	13	JTR897SC	JTA897BLK	48	520	118
450	Husqvarna	450 FX	21	JTF1901	JTF1901SC	13	JTR897SC	JTA897BLK	48	520	118
450	Husqvarna	450 FX	22	JTF1901	JTF1901SC	13	JTR897SC	JTA897BLK	48	520	118
450	Husqvarna	450 FX	23	JTF1901	JTF1901SC	13	JTR897SC	JTA897BLK	52	520	118
450	Husqvarna	450 FX	24	JTF1901	JTF1901SC	13	JTR897SC	JTA897BLK	52	520	118
450	Husqvarna	450 SMR	03-04	JTF824		15	JTR822	JTA822BLK	45	520	114
450	Husqvarna	450 SMR	05-06	JTF824		15	JTR822	JTA822BLK	42	520	114
450	Husqvarna	450 SMR	07-09	JTF824	JTF824SC	14	JTR822	JTA822BLK	42	520	114
450	Husqvarna	450 SMR	10	JTF824		15	JTR822	JTA822BLK	42	520	
450	Husqvarna	450 SM (RR)	08-09	JTF824	JTF824SC	13	JTR822	JTA822BLK	42	520	106
450	Husqvarna	450 TC	02-10	JTF824	JTF824SC	14	JTR822	JTA822BLK	50	520	116
450	Husqvarna	450 TE	02-04	JTF824		15	JTR822	JTA822BLK	50	520	116
450	Husqvarna	450 TE	05	JTF824	JTF824SC	14	JTR822	JTA822BLK	50	520	112
450	Husqvarna	450 TE	06	JTF824	JTF824SC	13	JTR822	JTA822BLK	50	520	112
450	Husqvarna	450 TE	07-10	JTF824	JTF824SC	13	JTR822	JTA822BLK	47	520	112
450	Husqvarna	450 TXC	08-11	JTF824	JTF824SC	13	JTR822	JTA822BLK	47	520	
500	Husqvarna	500 CR	84-88	JTF823		13	JTR223		52	520	116
500	Husqvarna	500 TC/TE	85-86	JTF823		14	JTR223		48	520	116
500	Husqvarna	500 WR	83-84	JTF823		13	JTR223		48	520	114
501	Husqvarna	501 FE	14-15	JTF1901	JTF1901SC	14	JTR897SC	JTA897BLK	52	520	118
501	Husqvarna	501 FE	Europe 16-17	JTF1901	JTF1901SC	14	JTR897SC	JTA897BLK	50	520	118
501	Husqvarna	501 FE	Europe 18-19	JTF1901	JTF1901SC	14	JTR897SC	JTA897BLK	50	520	118
501	Husqvarna	501 FE	Europe 20	JTF1901	JTF1901SC	14	JTR897SC	JTA897BLK	50	520	118
501	Husqvarna	501 FE	Europe 21	JTF1901	JTF1901SC	14	JTR897SC	JTA897BLK	50	520	118
501	Husqvarna	501 FE	Europe 22	JTF1901	JTF1901SC	14	JTR897SC	JTA897BLK	50	520	118
501	Husqvarna	501 FE	Australia 16-17	JTF1901	JTF1901SC	14	JTR897SC	JTA897BLK	50	520	118
501	Husqvarna	501 FE	Australia 18	JTF1901	JTF1901SC	14	JTR897SC	JTA897BLK	50	520	118
501	Husqvarna	501 FE	USA 16	JTF1901	JTF1901SC	13	JTR897SC	JTA897BLK	50	520	118
501	Husqvarna	501 FE	USA 17	JTF1901	JTF1901SC	14	JTR897SC	JTA897BLK	50	520	118
501	Husqvarna	501 FE	USA 18-19	JTF1901	JTF1901SC	14	JTR897SC	JTA897BLK	45	520	118
501	Husqvarna	501 FE	USA 20-21	JTF1901	JTF1901SC	14	JTR897SC	JTA897BLK	48	520	118
501	Husqvarna	501 FE	USA 22	JTF1901	JTF1901SC	14	JTR897SC	JTA897BLK	48	520	118
501	Husqvarna	501 FE	23	JTF1901	JTF1901SC	14	JTR897SC	JTA897BLK	50	520	118
501	Husqvarna	501 FE	24	JTF1901	JTF1901SC	14	JTR897SC	JTA897BLK	50	520	118
501	Husqvarna	501 FE S	USA 16	JTF1901	JTF1901SC	15	JTR897SC	JTA897BLK	45	520	118
501	Husqvarna	501 FE S	USA 20-21	JTF1901	JTF1901SC	14	JTR897SC	JTA897BLK	48	520	118
501	Husqvarna	501 FE S	USA 22	JTF1901	JTF1901SC	14	JTR897SC	JTA897BLK	48	520	118
501	Husqvarna	501 FE S	USA 23	JTF1901	JTF1901SC	14	JTR897SC	JTA897BLK	48	520	118
501	Husqvarna	501 FE S	USA 24	JTF1901	JTF1901SC	14	JTR897SC	JTA897BLK	48	520	118
501	Husqvarna	501 FE W	USA 24	JTF1901	JTF1901SC	14	JTR897SC	JTA897BLK	48	520	118
510	Husqvarna	510 TC/TE	87-89	JTF823		14	JTR223		48	520	116
510	Husqvarna	510 TC	90-91	JTF824		12	JTR822	JTA822BLK	48	520	120
510	Husqvarna	510 TC	05	JTF824	JTF824SC	14	JTR822	JTA822BLK	47	520	114
510	Husqvarna	510 TC	06	JTF824	JTF824SC	14	JTR822	JTA822BLK	50	520	114
510	Husqvarna	510 TC	07-10	JTF824	JTF824SC	14	JTR822	JTA822BLK	47	520	116
510	Husqvarna	510 TE	90-91	JTF824		17	JTR822	JTA822BLK	48	520	120
510	Husqvarna	510 TE	05-06	JTF824	JTF824SC	14	JTR822	JTA822BLK	50	520	116
510	Husqvarna	510 TE	07-10	JTF824	JTF824SC	13	JTR822	JTA822BLK	47	520	116
510	Husqvarna	510 TXC	09-11	JTF824	JTF824SC	13	JTR822	JTA822BLK	47	520	116
510	Husqvarna	510 SM R	05	JTF824		15	JTR822	JTA822BLK	42	520	110
510	Husqvarna	510 SM R	06-10	JTF824	JTF824SC	14	JTR822	JTA822BLK	42	520	110
511	Husqvarna	511 SM R	11-12	JTF403		15				520	
511	Husqvarna	511 TE	11-12	JTF403		15	JTR822	JTA822BLK	51	520	108
530	Husqvarna	530 SM RR	09	JTF824			JTR822	JTA822BLK		520	
570	Husqvarna	570 SM (R)	01-04	JTF824		16	JTR822	JTA822BLK	48	520	

CC	Make	Model	Year	Front Sprocket			Rear Sprocket			Chain	
				Normal	Special	T	Steel	RaceLite Aluminium	T	Pitch	Length
570	Husqvarna	570 TC	01-03	JTF824	JTF824SC	14	JTR822	JTA822BLK	52	520	
570	Husqvarna	570 TE	01-04	JTF824		17	JTR822	JTA822BLK	48	520	
610	Husqvarna	610 TC	91-97	JTF824		12	JTR822	JTA822BLK	52	520	120
610	Husqvarna	610 TC	98	JTF824	JTF824SC	13	JTR822	JTA822BLK	52	520	120
610	Husqvarna	610 TC	99-00	JTF824	JTF824SC	14	JTR822	JTA822BLK	52	520	120
610	Husqvarna	610 TE	91-01	JTF824		17	JTR822	JTA822BLK	48	520	120
610	Husqvarna	610 TE (E) Enduro	99-07	JTF824		15	JTR822	JTA822BLK	45	520	
610	Husqvarna	610 TE	08-09	JTF824		15	JTR822	JTA822BLK	45	520	114
610	Husqvarna	610 SM (E)	99	JTF824		16	JTR822	JTA822BLK	45	520	
610	Husqvarna	610 SM (S)	00-08	JTF824		16	JTR822	JTA822BLK	45	520	114
610	Husqvarna	610 SM	08-09	JTF824		15	JTR822	JTA822BLK	43	520	112
630	Husqvarna	630 TE	10-12	JTF824		15	JTR822	JTA822BLK	42	520	112
630	Husqvarna	630 SM	10	JTF824		16	JTR822	JTA822BLK	38	520	110
630	Husqvarna	630 SM IE	10	JTF824		15	JTR822	JTA822BLK	38	520	110
630	Husqvarna	630 SMS	11	JTF824		15	JTR822	JTA822BLK	38	520	110
630	Husqvarna	630 SMR	03-04	JTF824		16	JTR822	JTA822BLK	45	520	
650	Husqvarna	650 TR Terra	13-14	JTF402	JTF402RB	16	JTR5		47	520	
650	Husqvarna	650 TR Strada	13-14	JTF402	JTF402RB	16	JTR5		47	520	
300	Kawasaki	KLX300 (KLX300R)	20	JTF516		14			50	520	110

Kawasaki Off Road Bikes

50	Kawasaki	KDX50 A1-A3,A6F	03-06	JTF563		13	JTR1780		28	420	78
60	Kawasaki	KX60 A1,A2,B1-B19	83-03	JTF546		13	JTR464		44	420	104
65	Kawasaki	KX65 A1-A2	00-01	JTF546		13	JTR1465	JTA1465BLK	46	420	108
65	Kawasaki	KX65 A1-A2 >>> 428 Chain Conversion	00-01	JTF555		13	JTR1466		46	428	108
65	Kawasaki	KX65 A3-A6,A6F-A9F,AAF-ADF,AEF,AFF,AGF,AHF,AJF,AKF,ALF,CMF,CNF,CNS,CPF,CRF	02-24	JTF546		13	JTR1465	JTA1465BLK	47	420	110
65	Kawasaki	KX65 A3-A6,A6F-A9F,AAF-ADF,AEF,AFF,AGF,AHF,AJF,AKF,ALF,CMF,CNF,CNS,CPF >>> 428 Chain Conversion,CRF	02-24	JTF555		13	JTR1466		47	428	110
80	Kawasaki	KD80 M1-M8	80-87	JTF1263		14	JTR802		39	428	98
80	Kawasaki	KD80 N1-N3	88-90	JTF249		15			34	420	102
80	Kawasaki	KX80 B1-B2	79-80	JTF546		14			48	420	112
80	Kawasaki	KX80 D1-D2	81-82	JTF546		14			50	420	120
80	Kawasaki	KX80 E1	83	JTF546		14	JTR464		49	420	118
80	Kawasaki	KX80 E2	84	JTF546		14	JTR464		50	420	118
80	Kawasaki	KX80 E3	85	JTF546		14	JTR464		50	420	120
80	Kawasaki	KX80 G1-G2,H2	86-87	JTF546		13	JTR461	JTA461BLK	49	420	120
80	Kawasaki	KX80 G1-G2,H2 >>> 428 Chain Conversion	86-87	JTF555		13	JTR462	JTA462BLK	49	428	120
80	Kawasaki	KX80 J1-J2	86-87	JTF546		13	JTR461	JTA461BLK	54	420	126
80	Kawasaki	KX80 J1-J2 >>> 428 Chain Conversion	86-87	JTF555		13	JTR462	JTA462BLK	54	428	126
80	Kawasaki	KX80 N1	88	JTF546		14	JTR461	JTA461BLK	53	420	126
80	Kawasaki	KX80 N2,N3	89-90	JTF546		13	JTR461	JTA461BLK	54	420	126
80	Kawasaki	KX80 N2,N3 >>> 428 Chain Conversion	89-90	JTF555		13	JTR462	JTA462BLK	54	428	126
80	Kawasaki	KX80 L1	88	JTF546		13	JTR461	JTA461BLK	48	420	120
80	Kawasaki	KX80 L2	89	JTF546		13	JTR461	JTA461BLK	49	420	126
80	Kawasaki	KX80 L2 >>> 428 Chain Conversion	89	JTF555		13	JTR462	JTA462BLK	49	428	126
80	Kawasaki	KX80 L3	90	JTF546		13	JTR461	JTA461BLK	49	420	120
80	Kawasaki	KX80 L3 >>> 428 Chain Conversion	90	JTF555		13	JTR462	JTA462BLK	49	428	120
80	Kawasaki	KX80 R1-R7	91-97	JTF546		13	JTR461	JTA461BLK	49	420	118
80	Kawasaki	KX80 R1-R7 >>> 428 Chain Conversion	91-97	JTF555		13	JTR462	JTA462BLK	49	428	118
80	Kawasaki	KX80 W1-W2	98-99	JTF546		14	JTR461	JTA461BLK	50	420	124
80	Kawasaki	KX80 W1-W2 >>> 428 Chain Conversion	98-99	JTF555		14	JTR462	JTA462BLK	50	428	124
80	Kawasaki	KX80 W3	00	JTF546		14	JTR461	JTA461BLK	51	420	124
80	Kawasaki	KX80 W3 >>> 428 Chain Conversion	00	JTF555		14	JTR462	JTA462BLK	51	428	124
80	Kawasaki	KX80 T1-T7 Big Wheel	91-97	JTF546		13	JTR461	JTA461BLK	54	420	124
80	Kawasaki	KX80 T1-T7 Big Wheel >>> 428 Chain Conversion	91-97	JTF555		13	JTR462	JTA462BLK	54	428	124

Black (BLK) is the standard colour for all RaceLite 7075-T6 aluminium rear sprockets. See page 124 for full alternative colour options

CC	Make	Model	Year	Front Sprocket			Rear Sprocket			Chain	
				Normal	Special	T	Steel	RaceLite Aluminium	T	Pitch	Length
80	Kawasaki	KX80 Y1,Y2,Y3 Big Wheel	98-00	JTF546		13	JTR461	JTA461BLK	51	420	130
80	Kawasaki	KX80 Y1-Y3 Big Wheel >>> 428 Chain Conversion	98-00	JTF555		13	JTR462	JTA462BLK	51	428	130
85	Kawasaki	KX85 A1-A5,A6F-A9F,AAF-ADF,CEF,CFE,CGF,CHF,CJF,CKF,CLF,CNF,CNS,DNS,CPF,CRF	01-24	JTF546		14	JTR461	JTA461BLK	50	420	120
85	Kawasaki	KX85 A1-ADF,CEF-CNF,CNS,CNS,CPF,CFR >>> 428 Chain Conversion	01-24	JTF555		14	JTR462	JTA462BLK	50	428	120
85	Kawasaki	KX85 B1-B5,B6F-BCF,BDF,DEF,DFE,DGF,DHF,DJF,DKF,DLF Big Wheel	01-20	JTF546		13	JTR461	JTA461BLK	51	420	130
85	Kawasaki	KX85 B1-BDF,DEF-DLF Big Wheel >>> 428 Chain Conversion	01-20	JTF555		13	JTR462	JTA462BLK	51	428	130
85	Kawasaki	KX85 DMF,DNF,DPF,DRF Big Wheel	21-24	JTF546		13	JTR461	JTA461BLK	51	420	130
85	Kawasaki	KX85 DMF,DNF,DPF,DRF Big Wheel >>> 428 Chain Conversion	21-24	JTF555		13	JTR462	JTA462BLK	51	428	130
90	Kawasaki	MC90 G USA	70-75	JTF1263		15	JTR802		37	428	106
100	Kawasaki	G 3,4,5 USA	70-75	JTF1263		14	JTR802		42	428	106
100	Kawasaki	KD100 M1-M4 USA	76-79	JTF1263		14	JTR802		36	428	96
100	Kawasaki	KX100 J2,N1	87-88	JTF546		14	JTR461	JTA461BLK	53	420	126
100	Kawasaki	KX100 A1-A2	89-90	JTF546		13	JTR461	JTA461BLK	52	420	126
100	Kawasaki	KX100 B1-B6	91-96	JTF546		13	JTR461	JTA461BLK	54	420	124
100	Kawasaki	KX100 B1-B6 >>> 428 Chain Conversion	91-96	JTF555		13	JTR462	JTA462BLK	54	428	124
100	Kawasaki	KX100 B7	97	JTF546		13	JTR461	JTA461BLK	52	420	124
100	Kawasaki	KX100 B7 >>> 428 Chain Conversion	97	JTF555		13	JTR462	JTA462BLK	52	428	124
100	Kawasaki	KX100 B7 USA	97	JTF546		13	JTR461	JTA461BLK	54	420	124
100	Kawasaki	KX100 B7 >>> 428 Chain Conversion USA	97	JTF555		13	JTR462	JTA462BLK	54	428	124
100	Kawasaki	KX100 C1	98	JTF546		13	JTR461	JTA461BLK	51	420	124
100	Kawasaki	KX100 C1 >>> 428 Chain Conversion	98	JTF555		13	JTR462	JTA462BLK	51	428	124
100	Kawasaki	KX100 C2	99	JTF546		14	JTR461	JTA461BLK	49	420	124
100	Kawasaki	KX100 C2 >>> 428 Chain Conversion	99	JTF555		14	JTR462	JTA462BLK	49	428	124
100	Kawasaki	KX100 C2 USA	99	JTF546		13	JTR461	JTA461BLK	51	420	124
100	Kawasaki	KX100 C2 >>> 428 Chain Conversion USA	99	JTF555		13	JTR462	JTA462BLK	51	428	124
100	Kawasaki	KX100 C3,D1-D9F,DBF-DDF,FEF-FLF,FMF	00-21	JTF546		13	JTR461	JTA461BLK	51	420	124
100	Kawasaki	KX100 C3,D1-D9F,DBF-DDF,FEF-FLF,FMF >>> 428 Chain Conversion	00-21	JTF555		13	JTR462	JTA462BLK	51	428	124
110	Kawasaki	KLX110 A1	02	JTF249		14	JTR801		37	420	88
110	Kawasaki	KLX110 A2,A3,A4,A6F,A7F,A8F,A9F	03-09	JTF249		14	JTR801		33	420	86
110	Kawasaki	KLX110 CAF,CBF,CCF,DCF,DEF,DFE,CGF,CHF,CJF,CKF,CLF	10-20	JTF249		13	JTR801		38	420	90
110	Kawasaki	KLX110 R CMF	21	JTF249		13	JTR801		38	420	90
110	Kawasaki	KLX110 R CNF,CNS	22	JTF249		13	JTR801		38	420	90
110	Kawasaki	KLX110 R CPF,CPS	23	JTF249		13	JTR801		38	420	90
110	Kawasaki	KLX110 R CRF,CRS	24	JTF249		13	JTR801		38	420	90
110	Kawasaki	KLX110 L DAF,DBF,DCF,DDF,DEF,DFE,DGF,DHF,DJF,DKF,DLF	10-20	JTF249		13	JTR801		38	420	90
110	Kawasaki	KLX110 R L DMF	21	JTF249		13	JTR801		38	420	90
110	Kawasaki	KLX110 R L DNF,DPF	22-23	JTF249		13	JTR801		38	420	90
110	Kawasaki	KLX110 R L DRF,DRS	24	JTF249		13	JTR801		38	420	90
112	Kawasaki	KX112 ANF,APF	22-23	JTF546		13	JTR461		51	420	124
112	Kawasaki	KX112 ARF	24	JTF546		13	JTR461		51	420	124
125	Kawasaki	KX125 A3-A5	77-79	JTF418		14			60	428	118
125	Kawasaki	KX125 A6	80	JTF422		12	JTR460	JTA460BLK	52	520	118
125	Kawasaki	KX125 A7	81	JTF422		12	JTR460	JTA460BLK	53	520	118
125	Kawasaki	KX125 B1	82	JTF422		12	JTR460SC	JTA460BLK	51	520	114
125	Kawasaki	KX125 B2	83	JTF422		12	JTR460SC	JTA460BLK	50	520	114
125	Kawasaki	KX125 C1	84	JTF422		12	JTR460SC	JTA460BLK	50	520	112
125	Kawasaki	KX125 D1	85	JTF422		12	JTR460	JTA460BLK	47	520	110
125	Kawasaki	KX125 E1,E2,F1,G1	86-89	JTF422		12	JTR460	JTA460BLK	47	520	112
125	Kawasaki	KX125 H1-H2	90-91	JTF422		12	JTR460SC	JTA460BLK	48	520	112
125	Kawasaki	KX125 J1	92	JTF422		12	JTR460SC	JTA460BLK	49	520	112
125	Kawasaki	KX125 J2	93	JTF422		12	JTR460SC	JTA460BLK	49	520	112

CC	Make	Model	Year	Front Sprocket			Rear Sprocket			Chain		
				Normal	Special	T	Steel	RaceLite Aluminium	T	Pitch	Length	
125	Kawasaki	KX125 K1-K2	94-95	JTF1445	JTF1445SC	12	JTR460SC	JTA460BLK	49	520	110	
125	Kawasaki	KX125 K3-K4	96-97	JTF1445	JTF1445SC	13	JTR460SC	JTA460BLK	50	520	112	
125	Kawasaki	KX125 K5	98	JTF1445	JTF1445SC	12	JTR460SC	JTA460BLK	48	520	112	
125	Kawasaki	KX125 L1	99	JTF1445	JTF1445SC	12	JTR460	JTA460BLK	47	520	110	
125	Kawasaki	KX125 L2-L4	00-02	JTF1445	JTF1445SC	12	JTR460SC	JTA460BLK	49	520	110	
125	Kawasaki	KX125 M1	03	JTF1445	JTF1445SC	13	JTR460SC	JTA460BLK	51	520	110	
125	Kawasaki	KX125 M2, M3, M6F, M7F, M8F	04-08	JTF1445	JTF1445SC	13	JTR460SC	JTA460BLK	51	520	114	
140	Kawasaki	KLX140 A8F, A9F, AAF, ABF, ACF, ADF, AEF, AFF, AGF, AHF, AJF, AKF	08-19	JTF1501		14	JTR462	JTA462BLK	50	428	122	
140	Kawasaki	KLX140 ALF, AMF, ANF, APF, ARF	20-24	JTF1501		14	JTR462		50	428	122	
140	Kawasaki	KLX140G CHF, CJF, CKF, CLF, CMF, CNF, CPF, CRF	17-24	JTF1501		13			57	428	134	
140	Kawasaki	KLX140L B8F, B9F, BAF, BBF, BCF, BDF, BEF, BFF, BGF, BHF, BJF, BKF	08-19	JTF1501		13	JTR462	JTA462BLK	51	428	126	
140	Kawasaki	KLX140L BLF, BMF, BNF, BPF, BRF	20-24	JTF1501		13	JTR462	JTA462BLK	51	428	126	
150	Kawasaki	KLX150L EEF	14-15	JTF273		14	JTR1466		47	428		
175	Kawasaki	KDX175 A1-A3, B1	79-82	JTF422		13	JTR460	JTA460BLK	52	520	118	
175	Kawasaki	KDX175	Germany	JTF422		12	JTR460SC	JTA460BLK	50	520	118	
200	Kawasaki	KDX200 A1	83	JTF422		13	JTR460SC	JTA460BLK	48	520	112	
200	Kawasaki	KDX200 A2-A3, B1-B3, C1-C3, D1-D2	84-88	JTF569		13	JTR460SC	JTA460BLK	48	520	112	
200	Kawasaki	KDX200 E1-E6	89-94	JTF569		13	JTR460	JTA460BLK	47	520	110	
200	Kawasaki	KDX200 H1-H11, H6F	95-06	JTF569		13	JTR460	JTA460BLK	47	520	108	
200	Kawasaki	KDX200 SR F1, F2, F3	89-91	JTF569		14	JTR460	JTA460BLK	45	520	112	
200	Kawasaki	KDX200 SR F2, G3, G4, G5	Japan	90-93	JTF569		14	JTR460	JTA460BLK	45	520	110
220	Kawasaki	KDX220 R A4-A12	97-05	JTF569		13	JTR460	JTA460BLK	47	520	108	
230	Kawasaki	KLX230 R ALF, BLF	20	JTF1539	JTF1539RB	14			45	520	108	
250	Kawasaki	KDX250 B1	82	JTF507		14			50	520	110	
250	Kawasaki	KDX250 B2	83	JTF507		14			52	520	116	
250	Kawasaki	KDX250 B3, C1, C2, C3	83-85	JTF507		14	JTR460SC	JTA460BLK	50	520	118	
250	Kawasaki	KDX250 SR F1	Japan	91	JTF569	13	JTR460	JTA460BLK	45	520	110	
250	Kawasaki	KDX250 SR F1, F2, F3	Australia	89-91	JTF569	14	JTR460	JTA460BLK	45	520	110	
250	Kawasaki	KDX250 D1-D4, E1-E4	91-94	JTF569		14	JTR460SC	JTA460BLK	48	520	112	
250	Kawasaki	KX250 A5	79	JTF507		14			50	520	114	
250	Kawasaki	KX250 A6	80	JTF507		14			50	520	118	
250	Kawasaki	KX250 A7	81	JTF507		14			48	520	118	
250	Kawasaki	KX250 B1	82	JTF507		14	JTR460SC	JTA460BLK	48	520	114	
250	Kawasaki	KX250 C1-C2	83-84	JTF507		14	JTR460SC	JTA460BLK	50	520	114	
250	Kawasaki	KX250 D1	85	JTF507		14	JTR460SC	JTA460BLK	50	520	112	
250	Kawasaki	KX250 D2	86	JTF507		14	JTR460SC	JTA460BLK	48	520	114	
250	Kawasaki	KX250 E1, F1, G1	87-89	JTF569		14	JTR460	JTA460BLK	47	520	114	
250	Kawasaki	KX250 H1-H2	90-91	JTF569		14	JTR460SC	JTA460BLK	48	520	114	
250	Kawasaki	KX250 J1-J2	92-93	JTF569		14	JTR460SC	JTA460BLK	49	520	114	
250	Kawasaki	KX250 K1-K3	94-96	JTF569		14	JTR460SC	JTA460BLK	49	520	112	
250	Kawasaki	KX250 K4-K5	97-98	JTF569		13	JTR460SC	JTA460BLK	49	520	114	
250	Kawasaki	KX250 L1-L3	99-01	JTF565	JTF565SC	14	JTR460SC	JTA460BLK	49	520	114	
250	Kawasaki	KX250 L4	02	JTF565	JTF565SC	13	JTR460SC	JTA460BLK	49	520	114	
250	Kawasaki	KX250 M1-M3	03-05	JTF565	JTF565SC	13	JTR460SC	JTA460BLK	49	520	114	
250	Kawasaki	KX250 R1	USA	05-08	JTF565	JTF565SC	13	JTR460SC	JTA460BLK	51	520	116
250	Kawasaki	KX250 R6F, R7F, R8F	06-08	JTF565	JTF565SC	13	JTR460SC	JTA460BLK	51	520	116	
250	Kawasaki	KX250 F N1, N2	04-05	JTF430		13	JTR460SC	JTA460BLK	48	520	114	
250	Kawasaki	KX250 F T6F, T7F, T8F, W9F, XAFB	06-10	JTF1446	JTF1446SC	13	JTR460SC	JTA460BLK	48	520	112	
250	Kawasaki	KX250 F YBF, YCF, ZDF, ZEF, ZFF, ZGF, AHF, AJF, AKF	11-17	JTF1446	JTF1446SC	13	JTR460SC	JTA460BLK	50	520	114	
250	Kawasaki	KX250 AJF, AKF (KX252 4-Stroke)	18-19	JTF1446	JTF1446SC	13	JTR460SC	JTA460BLK	50	520	114	
250	Kawasaki	KX250 BLF (KX252 4-Stroke)	20	JTF1446	JTF1446SC	13	JTR460SC	JTA460BLK	50	520	114	
250	Kawasaki	KX250 CMF (KX252 4-Stroke)	21	JTF1446	JTF1446SC	13	JTR460SC	JTA460BLK	50	520	114	
250	Kawasaki	KX250 CNF, CNS (KX252 4-Stroke)	22	JTF1446	JTF1446SC	13	JTR460SC	JTA460BLK	50	520	114	
250	Kawasaki	KX250 CPF (KX252 4-Stroke)	23	JTF1446	JTF1446SC	13	JTR460SC	JTA460BLK	50	520	114	
250	Kawasaki	KX250 CRF (KX252 4-Stroke)	24	JTF1446	JTF1446SC	13	JTR460SC	JTA460BLK	50	520	114	
250	Kawasaki	KX250 X DMF (KX252 4-Stroke)	21	JTF1446	JTF1446SC	13	JTR460SC	JTA460BLK	51	520	114	

Black (BLK) is the standard colour for all RaceLite 7075-T6 aluminium rear sprockets. See page 124 for full alternative colour options

CC	Make	Model	Year	Front Sprocket			Rear Sprocket			Chain	
				Normal	Special	T	Steel	RaceLite Aluminium	T	Pitch	Length
250	Kawasaki	KX250 X DNF,DNS (KX252 4-Stroke)	22	JTF1446	JTF1446SC	13	JTR460SC	JTA460BLK	51	520	114
250	Kawasaki	KX250 X DPF (KX252 4-Stroke)	23	JTF1446	JTF1446SC	13	JTR460SC	JTA460BLK	51	520	114
250	Kawasaki	KX250 X DRF (KX252 4-Stroke)	24	JTF1446	JTF1446SC	13	JTR460SC	JTA460BLK	51	520	114
250	Kawasaki	KX250 X (KX252 4-Stroke) 50th Anniversary Ed	24	JTF1446	JTF1446SC	13	JTR460SC	JTA460BLK	51	520	114
300	Kawasaki	KLX300R CMF,CNF,CPF	21-23	JTF516		14			50	520	110
300	Kawasaki	KLX300R CFR	24	JTF516		14			50	520	110
400	Kawasaki	KDX400 A1 USA	79	JTF507		15			48	520	110
400	Kawasaki	KDX400 A2 USA	80	JTF507		15			50	520	112
420	Kawasaki	KX420 A1-A2	80-81	JTF507		14			48	520	118
420	Kawasaki	KDX420 B1	81	JTF507		15			50	520	120
450	Kawasaki	KDX450 A1	82	JTF507		15			50	520	120
450	Kawasaki	KX450 F D6F,D7F,D8F,E9F,EAF,EBF,FCF,FDf,FEF,FFF,HGF,HHF,HJF	06-18	JTF1565	JTF1565SC	13	JTR460SC	JTA460BLK	50	520	114
450	Kawasaki	KX450 JFK (4-Stroke)	19	JTF1565	JTF1565SC	13	JTR460SC	JTA460BLK	50	520	114
450	Kawasaki	KX450 JLF (4-Stroke)	20	JTF1565	JTF1565SC	13	JTR460SC	JTA460BLK	50	520	114
450	Kawasaki	KX450 JMFNN (4-Stroke)	21	JTF1565	JTF1565SC	13	JTR460SC	JTA460BLK	50	520	114
450	Kawasaki	KX450 JNFNN (4-Stroke)	22	JTF1565	JTF1565SC	13	JTR460SC	JTA460BLK	50	520	114
450	Kawasaki	KX450 JPFNN (4-Stroke)	23	JTF1565	JTF1565SC	13	JTR460SC	JTA460BLK	50	520	114
450	Kawasaki	KX450 MRFNN (4-Stroke)	24	JTF1565	JTF1565SC	13	JTR460SC	JTA460BLK	50	520	114
450	Kawasaki	KX450 MRFNN (4-Stroke) 50th Anniversary Ed.	24	JTF1565	JTF1565SC	13	JTR460SC	JTA460BLK	50	520	114
450	Kawasaki	KX450 X KMF (4-Stroke)	21	JTF1565	JTF1565SC	13	JTR460SC	JTA460BLK	51	520	114
450	Kawasaki	KX450 X KNF, KNS (4-Stroke)	22	JTF1565	JTF1565SC	13	JTR460SC	JTA460BLK	51	520	114
450	Kawasaki	KX450 X KPF (4-Stroke)	23	JTF1565	JTF1565SC	13	JTR460SC	JTA460BLK	51	520	114
450	Kawasaki	KX450 X NRF (4-Stroke)	24	JTF1565	JTF1565SC	13	JTR460SC	JTA460BLK	51	520	114
500	Kawasaki	KX500 A1	83	JTF507		14	JTR460	JTA460BLK	43	520	112
500	Kawasaki	KX500 A2,B1	84-85	JTF507		14	JTR460	JTA460BLK	46	520	112
500	Kawasaki	KX500 B2	86	JTF507		14	JTR460SC	JTA460BLK	48	520	114
500	Kawasaki	KX500 C1,D1	87-04	JTF569		14	JTR460	JTA460BLK	47	520	114
500	Kawasaki	KX500 E1-E16	87-04	JTF569		14	JTR460	JTA460BLK	47	520	114

KTM Off Road Bikes

60	KTM	60 SX	98-01	JTF1906		12	JTR894	JTA894BLK	46	420	
65	KTM	65 SX	98-02	JTF1906		12	JTR894	JTA894BLK	46	420	112
65	KTM	65 SX	03	JTF1906		12	JTR894	JTA894BLK	50	420	112
65	KTM	65 SX	04-11	JTF1906		14	JTR894	JTA894BLK	50	420	112
65	KTM	65 SX	12-20	JTF1906		14	JTR894	JTA894BLK	48	420	112
65	KTM	65 SX	21	JTF1906		14	JTR894	JTA894BLK	48	420	112
65	KTM	65 SX	22	JTF1906		14	JTR894	JTA894BLK	48	420	112
65	KTM	65 SX	23	JTF1906		14	JTR894	JTA894BLK	48	420	112
65	KTM	65 SX	24	JTF1906		14	JTR894	JTA894BLK	48	420	112
85	KTM	85 SX	04-17	JTF1907		14	JTR895	JTA895BLK	46	428	124
85	KTM	85 SX	18	JTF1905		13	JTR895	JTA895BLK	46	428	124
85	KTM	85 SX	19-20	JTF1905		13	JTR895	JTA895BLK	49	428	124
85	KTM	85 SX	21	JTF1905		13	JTR895	JTA895BLK	46	428	124
85	KTM	85 SX	22	JTF1905		13	JTR895	JTA895BLK	46	428	124
85	KTM	85 SX	23	JTF1905		13	JTR895	JTA895BLK	46	428	124
85	KTM	85 SX	24	JTF1905		13	JTR895	JTA895BLK	46	428	124
85	KTM	85 SX (LW)	04-17	JTF1907		14	JTR895	JTA895BLK	49	428	122
85	KTM	85 SX (LW)	18	JTF1905		13	JTR895	JTA895BLK	49	428	122
85	KTM	85 SX (LW)	19-20	JTF1905		13	JTR895	JTA895BLK	49	428	124
85	KTM	85 SX (LW)	21	JTF1905		13	JTR895	JTA895BLK	49	428	124
85	KTM	85 SX (LW)	22	JTF1905		13	JTR895	JTA895BLK	49	428	124
85	KTM	85 SX (LW)	23	JTF1905		13	JTR895	JTA895BLK	49	428	124
85	KTM	85 SX (LW)	24	JTF1905		13	JTR895	JTA895BLK	49	428	124
85	KTM	85 XC	08-09	JTF1907		14	JTR895	JTA895BLK	46	428	124
105	KTM	105 SX	07-11	JTF1907		14	JTR895	JTA895BLK	49	428	118
105	KTM	105 XC	08-09	JTF1907		14	JTR895	JTA895BLK	49	428	118

CC	Make	Model	Year	Front Sprocket			Rear Sprocket			Chain	
				Normal	Special	T	Steel	RaceLite Aluminium	T	Pitch	Length
125	KTM	125 Enduro	86-87	JTF1901	JTF1901SC	13	JTR896	JTA896BLK	52	520	114
125	KTM	125 Enduro	88	JTF1901	JTF1901SC	13	JTR896	JTA896BLK	50	520	112
125	KTM	125 Enduro	89	JTF1901	JTF1901SC	13	JTR896	JTA896BLK	48	520	110
125	KTM	125 Enduro	90	JTF1901	JTF1901SC	13	JTR896	JTA896BLK	50	520	112
125	KTM	125 Enduro	91-94	JTF1901	JTF1901SC	13	JTR897SC	JTA897BLK	48	520	110
125	KTM	125 EXC Enduro	95-97	JTF1901	JTF1901SC	13	JTR897SC	JTA897BLK	48	520	118
125	KTM	125 EXC Enduro	98-99	JTF1901	JTF1901SC	13	JTR897SC	JTA897BLK	50	520	118
125	KTM	125 EXC Enduro	USA 00-03	JTF1901	JTF1901SC	13	JTR897SC	JTA897BLK	50	520	118
125	KTM	125 EXC Enduro	Europe 00	JTF1901	JTF1901SC	14	JTR897	JTA897BLK	38	520	118
125	KTM	125 EXC Enduro	Europe 01-02	JTF1901	JTF1901SC	14	JTR897SC	JTA897BLK	42	520	118
125	KTM	125 EXC Enduro	Europe 03	JTF1901	JTF1901SC	14	JTR897SC	JTA897BLK	42	520	118
125	KTM	125 EXC Enduro	Europe 04-11	JTF1901	JTF1901SC	14	JTR897SC	JTA897BLK	42	520	118
125	KTM	125 EXC Enduro	Europe 12-16	JTF1901	JTF1901SC	14	JTR897SC	JTA897BLK	50	520	118
125	KTM	125 EXC Factory Edition	10	JTF1901			JTR897	JTA897BLK		520	
125	KTM	125 EXC Six Days	07	JTF1901	JTF1901SC	14	JTR897SC	JTA897BLK	42	520	118
125	KTM	125 EXC Six Days	08	JTF1901	JTF1901SC	13	JTR897SC	JTA897BLK	50	520	118
125	KTM	125 EXC Six Days	09-11	JTF1901	JTF1901SC	14	JTR897SC	JTA897BLK	42	520	118
125	KTM	125 EXC Six Days	12-17	JTF1901	JTF1901SC	14	JTR897SC	JTA897BLK	50	520	118
125	KTM	125 EXE Enduro	00-01	JTF1901			JTR897	JTA897BLK		520	108
125	KTM	125 LC2 Enduro	97-98	JTF1901	JTF1901SC	13	JTR897SC	JTA897BLK	48	520	118
125	KTM	125 MX	88-89	JTF1901	JTF1901SC	13	JTR896	JTA896BLK	50	520	112
125	KTM	125 MX	90	JTF1901	JTF1901SC	13	JTR896	JTA896BLK	52	520	114
125	KTM	125 MX	91-95	JTF1901	JTF1901SC	13	JTR897SC	JTA897BLK	50	520	112
125	KTM	125 MXC Enduro	01-02	JTF1901			JTR897	JTA897BLK		520	118
125	KTM	125 SX Motocross	95-19	JTF1901	JTF1901SC	13	JTR897SC	JTA897BLK	50	520	118
125	KTM	125 SX Motocross	20-21	JTF1901	JTF1901SC	13	JTR897SC	JTA897BLK	51	520	118
125	KTM	125 SX Motocross	22	JTF1901	JTF1901SC	13	JTR897SC	JTA897BLK	51	520	118
125	KTM	125 SX Motocross	23	JTF1901	JTF1901SC	13	JTR897SC	JTA897BLK	51	520	118
125	KTM	125 SX Motocross	24	JTF1901	JTF1901SC	13	JTR897SC	JTA897BLK	51	520	118
125	KTM	125 SXS	01-02	JTF1901			JTR897	JTA897BLK		520	
125	KTM	125 Super Moto	01	JTF1901			JTR897	JTA897BLK		520	106
125	KTM	125 XC	USA 21	JTF1901	JTF1901SC	13	JTR897SC	JTA897BLK	51	520	118
125	KTM	125 XC	USA 22	JTF1901	JTF1901SC	13	JTR897SC	JTA897BLK	51	520	118
125	KTM	125 XC	USA 23	JTF1901	JTF1901SC	13	JTR897SC	JTA897BLK	51	520	118
125	KTM	125 XC	USA 24	JTF1901	JTF1901SC	13	JTR897SC	JTA897BLK	51	520	118
125	KTM	125 XC	USA 25	JTF1901	JTF1901SC	13	JTR897SC	JTA897BLK	51	520	118
125	KTM	125 XC-W	17-19	JTF1901	JTF1901SC	13	JTR897SC	JTA897BLK	50	520	118
125	KTM	125 XC-W TPI	20	JTF1901	JTF1901SC	13	JTR897SC	JTA897BLK	50	520	118
144	KTM	144 SX	08	JTF1901	JTF1901SC	14	JTR897SC	JTA897BLK	50	520	118
150	KTM	150 EXC TPI	20-21	JTF1901	JTF1901SC	13	JTR897SC	JTA897BLK	50	520	118
150	KTM	150 EXC TPI	22	JTF1901	JTF1901SC	13	JTR897SC	JTA897BLK	50	520	118
150	KTM	150 EXC	23	JTF1901	JTF1901SC	13	JTR897SC	JTA897BLK	50	520	118
125	KTM	150 EXC	24	JTF1901	JTF1901SC	13	JTR897SC	JTA897BLK	48	520	118
150	KTM	150 SX Motocross	08-14	JTF1901	JTF1901SC	14	JTR897SC	JTA897BLK	50	520	120
150	KTM	150 SX Motocross	13-17	JTF1901	JTF1901SC	13	JTR897SC	JTA897BLK	48	520	120
150	KTM	150 SX Motocross	18-20	JTF1901	JTF1901SC	13	JTR897SC	JTA897BLK	48	520	120
150	KTM	150 SX Motocross	21	JTF1901	JTF1901SC	13	JTR897SC	JTA897BLK	48	520	120
150	KTM	150 SX Motocross	22	JTF1901	JTF1901SC	13	JTR897SC	JTA897BLK	48	520	120
150	KTM	150 XC	USA 10-15	JTF1901	JTF1901SC	13	JTR897SC	JTA897BLK	50	520	118
150	KTM	150 XC	16	JTF1901	JTF1901SC	13	JTR897SC	JTA897BLK	50	520	118
150	KTM	150 XC-W	USA 17-18	JTF1901	JTF1901SC	13	JTR897SC	JTA897BLK	50	520	118
150	KTM	150 XC-W TPI	USA 20-22	JTF1901	JTF1901SC	13	JTR897SC	JTA897BLK	50	520	118
125	KTM	150 XC-W	USA 23	JTF1901	JTF1901SC	13	JTR897SC	JTA897BLK	50	520	118
125	KTM	150 XC-W	USA 24	JTF1901	JTF1901SC	13	JTR897SC	JTA897BLK	50	520	118
200	KTM	200 EXC Enduro	98-99	JTF1901	JTF1901SC	14	JTR897SC	JTA897BLK	50	520	118
200	KTM	200 EXC Enduro	USA 00-05	JTF1901	JTF1901SC	14	JTR897SC	JTA897BLK	48	520	118
200	KTM	200 EXC Enduro	Europe 00-11	JTF1901	JTF1901SC	14	JTR897SC	JTA897BLK	42	520	118

Black (BLK) is the standard colour for all RaceLite 7075-T6 aluminium rear sprockets. See page 124 for full alternative colour options

CC	Make	Model	Year	Front Sprocket			Rear Sprocket			Chain		
				Normal	Special	T	Steel	RaceLite Aluminium	T	Pitch	Length	
200	KTM	200 EXC Enduro	Europe	12-16	JTF1901	JTF1901SC	14	JTR897SC	JTA897BLK	45	520	118
200	KTM	200 EXC Enduro	Australia	00-11	JTF1901	JTF1901SC	14	JTR897SC	JTA897BLK	42	520	118
200	KTM	200 EXC Enduro	Australia	12-16	JTF1901	JTF1901SC	14	JTR897SC	JTA897BLK	45	520	118
200	KTM	200 EXC Factory Edition		10	JTF1901			JTR897	JTA897BLK		520	118
200	KTM	200 EXC Enduro	Australia	00-03	JTF1901	JTF1901SC	14	JTR897SC	JTA897BLK	45	520	118
200	KTM	200 MXC Enduro	USA	98	JTF1901	JTF1901SC	14	JTR897SC	JTA897BLK	50	520	118
200	KTM	200 MXC Enduro	USA	99-04	JTF1901	JTF1901SC	14	JTR897SC	JTA897BLK	48	520	118
200	KTM	200 SX		02	JTF1901	JTF1901SC	14	JTR897SC	JTA897BLK	45	520	118
200	KTM	200 SX		03-06	JTF1901	JTF1901SC	14	JTR897SC	JTA897BLK	45	520	112
200	KTM	200 XC		06-10	JTF1901	JTF1901SC	14	JTR897SC	JTA897BLK	48	520	118
200	KTM	200 XC-W		06-16	JTF1901	JTF1901SC	14	JTR897SC	JTA897BLK	48	520	118
250	KTM	250 Enduro		81-87	JTF1901	JTF1901SC	13	JTR896	JTA896BLK	52	520	114
250	KTM	250 Enduro		88	JTF1901	JTF1901SC	13	JTR896	JTA896BLK	50	520	114
250	KTM	250 Enduro		89	JTF1901	JTF1901SC	13	JTR896	JTA896BLK	52	520	116
250	KTM	250 Enduro		90	JTF1901	JTF1901SC	13	JTR897SC	JTA897BLK	50	520	116
250	KTM	250 EXC Enduro		91-94	JTF1901	JTF1901SC	14	JTR897SC	JTA897BLK	50	520	116
250	KTM	250 EXC Enduro		95	JTF1901	JTF1901SC	13	JTR897SC	JTA897BLK	50	520	118
250	KTM	250 EXC Enduro		96-98	JTF1901	JTF1901SC	14	JTR897SC	JTA897BLK	50	520	118
250	KTM	250 EXC Enduro		99	JTF1901	JTF1901SC	14	JTR897SC	JTA897BLK	50	520	118
250	KTM	250 EXC Enduro	Australia	00-03	JTF1901	JTF1901SC	14	JTR897SC	JTA897BLK	50	520	118
250	KTM	250 EXC Enduro	Australia	10	JTF1901	JTF1901SC	13	JTR897SC	JTA897BLK	40	520	118
250	KTM	250 EXC Enduro	Australia	12-17	JTF1901	JTF1901SC	14	JTR897SC	JTA897BLK	50	520	118
250	KTM	250 EXC Enduro	Australia	18	JTF1901	JTF1901SC	14	JTR897SC	JTA897BLK	50	520	118
250	KTM	250 EXC Enduro	Japan	00-03	JTF1901	JTF1901SC	14	JTR897SC	JTA897BLK	50	520	118
250	KTM	250 EXC Enduro	USA	00-04	JTF1901	JTF1901SC	14	JTR897SC	JTA897BLK	52	520	118
250	KTM	250 EXC Enduro	USA	05	JTF1901	JTF1901SC	13	JTR897SC	JTA897BLK	50	520	118
250	KTM	250 EXC Enduro	Europe	00-03	JTF1901	JTF1901SC	15	JTR897SC	JTA897BLK	48	520	118
250	KTM	250 EXC Enduro	Europe	05-11	JTF1901	JTF1901SC	13	JTR897SC	JTA897BLK	40	520	118
250	KTM	250 EXC Enduro	Europe	12-17	JTF1901	JTF1901SC	14	JTR897SC	JTA897BLK	50	520	118
250	KTM	250 EXC Enduro TPI	Europe	18-20	JTF1901	JTF1901SC	14	JTR897SC	JTA897BLK	50	520	118
250	KTM	250 EXC Enduro TPI		21	JTF1901	JTF1901SC	14	JTR897SC	JTA897BLK	50	520	118
250	KTM	250 EXC Enduro TPI		22	JTF1901	JTF1901SC	14	JTR897SC	JTA897BLK	52	520	118
250	KTM	250 EXC Enduro		23	JTF1901	JTF1901SC	14	JTR897SC	JTA897BLK	52	520	118
250	KTM	250 EXC Enduro		24	JTF1901	JTF1901SC	14	JTR897SC	JTA897BLK	45	520	118
250	KTM	250 EXC Racing		02	JTF1901	JTF1901SC	14	JTR897SC	JTA897BLK	48	520	118
250	KTM	250 EXC Racing		03	JTF1901	JTF1901SC	14	JTR897SC	JTA897BLK	45	520	118
250	KTM	250 EXC Racing		04-06	JTF1901	JTF1901SC	15	JTR897SC	JTA897BLK	45	520	118
250	KTM	250 EXC Racing	USA	06	JTF1901	JTF1901SC	13	JTR897SC	JTA897BLK	52	520	118
250	KTM	250 EXC Factory Edition		10	JTF1901			JTR897	JTA897BLK		520	
250	KTM	250 EXC Six Days		10-11	JTF1901	JTF1901SC	13	JTR897SC	JTA897BLK	40	520	118
250	KTM	250 EXC Six Days		12-17	JTF1901	JTF1901SC	14	JTR897SC	JTA897BLK	50	520	118
250	KTM	250 EXC Six Days TPI		18-20	JTF1901	JTF1901SC	14	JTR897SC	JTA897BLK	50	520	118
250	KTM	250 EXC Six Days TPI		21	JTF1901	JTF1901SC	14	JTR897SC	JTA897BLK	50	520	118
250	KTM	250 EXC Six Days TPI		22	JTF1901	JTF1901SC	14	JTR897SC	JTA897BLK	52	520	118
250	KTM	250 EXC Six Days		23	JTF1901	JTF1901SC	14	JTR897SC	JTA897BLK	52	520	118
250	KTM	250 EXC Six Days		24	JTF1901	JTF1901SC	14	JTR897SC	JTA897BLK	45	520	118
250	KTM	250 EXC-F Enduro		07-11	JTF1901	JTF1901SC	14	JTR897	JTA897BLK	38	520	118
250	KTM	250 EXC-F Enduro		12-13	JTF1901	JTF1901SC	14	JTR897SC	JTA897BLK	50	520	118
250	KTM	250 EXC-F Enduro		14-21	JTF1901	JTF1901SC	14	JTR897SC	JTA897BLK	52	520	118
250	KTM	250 EXC-F Enduro		22	JTF1901	JTF1901SC	14	JTR897SC	JTA897BLK	52	520	118
250	KTM	250 EXC-F Enduro		23	JTF1901	JTF1901SC	14	JTR897SC	JTA897BLK	52	520	118
250	KTM	250 EXC-F Enduro		24	JTF1901	JTF1901SC	14	JTR897SC	JTA897BLK	52	520	118
250	KTM	250 EXC-F Enduro	Brazl	15-19	JTF1901	JTF1901SC	13	JTR897SC	JTA897BLK	52	520	118
250	KTM	250 EXC-F Enduro CKD	Brazl	20-24	JTF1901	JTF1901SC	14	JTR897SC	JTA897BLK	52	520	118
250	KTM	250 EXC-F Factory Edition		10	JTF1901			JTR897	JTA897BLK		520	
250	KTM	250 EXC-F Six Days	Europe	10-11	JTF1901	JTF1901SC	14	JTR897	JTA897BLK	38	520	118
250	KTM	250 EXC-F Six Days	Europe	12-13	JTF1901	JTF1901SC	14	JTR897SC	JTA897BLK	50	520	118
250	KTM	250 EXC-F Six Days		14-21	JTF1901	JTF1901SC	14	JTR897SC	JTA897BLK	52	520	118
250	KTM	250 EXC-F Six Days		22	JTF1901	JTF1901SC	14	JTR897SC	JTA897BLK	52	520	118

CC	Make	Model	Year	Front Sprocket			Rear Sprocket			Chain	
				Normal	Special	T	Steel	RaceLite Aluminium	T	Pitch	Length
250	KTM	250 EXC-F Six Days	23	JTF1901	JTF1901SC	14	JTR897SC	JTA897BLK	52	520	118
250	KTM	250 EXC-F Six Days	24	JTF1901	JTF1901SC	14	JTR897SC	JTA897BLK	52	520	118
250	KTM	250 MX	83-87	JTF1901	JTF1901SC	13	JTR896	JTA896BLK	52	520	114
250	KTM	250 MX	88	JTF1901	JTF1901SC	13	JTR896	JTA896BLK	50	520	114
250	KTM	250 MX	89	JTF1901	JTF1901SC	13	JTR896	JTA896BLK	52	520	116
250	KTM	250 MX	90-95	JTF1901	JTF1901SC	13	JTR897SC	JTA897BLK	50	520	114
250	KTM	250 MXC Motocross	98-01	JTF1901	JTF1901SC	14	JTR897SC	JTA897BLK	52	520	118
250	KTM	250 SX Motocross	95	JTF1901	JTF1901SC	13	JTR897SC	JTA897BLK	50	520	118
250	KTM	250 SX Motocross	97-03	JTF1901	JTF1901SC	14	JTR897SC	JTA897BLK	50	520	118
250	KTM	250 SX Motocross	04-16	JTF1901	JTF1901SC	13	JTR897SC	JTA897BLK	48	520	116
250	KTM	250 SX Motocross	17-19	JTF1901	JTF1901SC	14	JTR897SC	JTA897BLK	50	520	116
250	KTM	250 SX Motocross	20-21	JTF1901	JTF1901SC	14	JTR897SC	JTA897BLK	49	520	116
250	KTM	250 SX Motocross	22	JTF1901	JTF1901SC	14	JTR897SC	JTA897BLK	49	520	116
250	KTM	250 SX Motocross	23	JTF1901	JTF1901SC	14	JTR897SC	JTA897BLK	49	520	116
250	KTM	250 SX Motocross	24	JTF1901	JTF1901SC	14	JTR897SC	JTA897BLK	49	520	116
250	KTM	250 SX-F Racing	06-12	JTF1901	JTF1901SC	13	JTR897SC	JTA897BLK	48	520	116
250	KTM	250 SX-F Racing	13-14	JTF1901	JTF1901SC	13	JTR897SC	JTA897BLK	50	520	118
250	KTM	250 SX-F Racing	15-21	JTF1901	JTF1901SC	14	JTR897SC	JTA897BLK	51	520	118
250	KTM	250 SX-F Racing	22	JTF1901	JTF1901SC	14	JTR897SC	JTA897BLK	51	520	118
250	KTM	250 SX-F Racing	23	JTF1901	JTF1901SC	14	JTR897SC	JTA897BLK	51	520	118
250	KTM	250 SX-F Racing	24	JTF1901	JTF1901SC	14	JTR897SC	JTA897BLK	51	520	118
250	KTM	250 SX-F Racing Prado	20	JTF1901	JTF1901SC	14	JTR897SC	JTA897BLK	51	520	118
250	KTM	250 SX-F Factory Edition	17	JTF1901	JTF1901SC	13	JTR897SC	JTA897BLK	50	520	118
250	KTM	250 SX-F Factory Edition	22-24	JTF1901	JTF1901SC	14	JTR897SC	JTA897BLK	51	520	118
250	KTM	250 SX-F Troy Lee Designs	21	JTF1901	JTF1901SC	14	JTR897SC	JTA897BLK	51	520	118
250	KTM	250 SX5	01	JTF1901			JTR897	JTA897BLK		520	
250	KTM	250 XC	07-14	JTF1901	JTF1901SC	14	JTR897SC	JTA897BLK	50	520	114
250	KTM	250 XC	15-19	JTF1901	JTF1901SC	13	JTR897SC	JTA897BLK	50	520	114
250	KTM	250 XC TPI	20-21	JTF1901	JTF1901SC	13	JTR897SC	JTA897BLK	51	520	118
250	KTM	250 XC TPI	22	JTF1901	JTF1901SC	13	JTR897SC	JTA897BLK	51	520	118
250	KTM	250 XC	23	JTF1901	JTF1901SC	14	JTR897SC	JTA897BLK	49	520	118
250	KTM	250 XC USA	24	JTF1901	JTF1901SC	14	JTR897SC	JTA897BLK	50	520	118
250	KTM	250 XC	25	JTF1901	JTF1901SC	14	JTR897SC	JTA897BLK	50	520	118
250	KTM	250 XC-F	07-11	JTF1901	JTF1901SC	13	JTR897SC	JTA897BLK	48	520	118
250	KTM	250 XC-F	12-19	JTF1901	JTF1901SC	13	JTR897SC	JTA897BLK	50	520	118
250	KTM	250 XC-F	20-21	JTF1901	JTF1901SC	13	JTR897SC	JTA897BLK	51	520	118
250	KTM	250 XC-F	22	JTF1901	JTF1901SC	13	JTR897SC	JTA897BLK	51	520	118
250	KTM	250 XC-F	23	JTF1901	JTF1901SC	13	JTR897SC	JTA897BLK	52	520	118
250	KTM	250 XC-F	24	JTF1901	JTF1901SC	13	JTR897SC	JTA897BLK	52	520	118
250	KTM	250 XC-F	25	JTF1901	JTF1901SC	13	JTR897SC	JTA897BLK	52	520	118
250	KTM	250 XC-W	10-16	JTF1901	JTF1901SC	13	JTR897SC	JTA897BLK	50	520	118
250	KTM	250 XC-W	17	JTF1901	JTF1901SC	13	JTR897SC	JTA897BLK	50	520	118
250	KTM	250 XC-W	18	JTF1901	JTF1901SC	13	JTR897SC	JTA897BLK	50	520	118
250	KTM	250 XC-W TPI	18	JTF1901	JTF1901SC	13	JTR897SC	JTA897BLK	50	520	118
250	KTM	250 XC-W TPI	19-21	JTF1901	JTF1901SC	14	JTR897SC	JTA897BLK	50	520	118
250	KTM	250 XC-W TPI	22	JTF1901	JTF1901SC	14	JTR897SC	JTA897BLK	52	520	118
250	KTM	250 XC-W	23	JTF1901	JTF1901SC	13	JTR897SC	JTA897BLK	52	520	118
250	KTM	250 XC-W USA	24	JTF1901	JTF1901SC	14	JTR897SC	JTA897BLK	45	520	118
250	KTM	250 XCF-W	10-11	JTF1901	JTF1901SC	13	JTR897SC	JTA897BLK	52	520	118
250	KTM	250 XCF-W	12-15	JTF1901	JTF1901SC	13	JTR897SC	JTA897BLK	50	520	118
250	KTM	250 XCF-W	16	JTF1901	JTF1901SC	13	JTR897SC	JTA897BLK	52	520	118
250	KTM	250 XCF-W Six Days	11	JTF1901	JTF1901SC	13	JTR897SC	JTA897BLK	52	520	118
250	KTM	250 XCW-E	08-09	JTF1901	JTF1901SC	13	JTR897SC	JTA897BLK	50	520	114
250	KTM	250 XCW-F	07-10	JTF1901	JTF1901SC	13	JTR897SC	JTA897BLK	48	520	118
250	KTM	250 Freeride	14-15	JTF1901	JTF1901SC	14	JTA891	JTA891BLK	46	520	
250	KTM	250 Freeride R	14-17	JTF1901	JTF1901SC	14	JTA891	JTA891BLK	46	520	
250	KTM	250 Freeride F	18	JTF1901		12	JTA891	JTA891BLK	48	520	118

Black (BLK) is the standard colour for all RaceLite 7075-T6 aluminium rear sprockets. See page 124 for full alternative colour options

CC	Make	Model	Year	Front Sprocket			Rear Sprocket			Chain	
				Normal	Special	T	Steel	RaceLite Aluminium	T	Pitch	Length
250	KTM	250 Freeride F	19	JTF1901	JTF1901SC	14	JTA891	JTA891BLK	48	520	118
250	KTM	250 Freeride F	20	JTF1901		12	JTA891	JTA891BLK	48	520	118
300	KTM	300 Enduro	90-95	JTF1901	JTF1901SC	14	JTR897SC	JTA897BLK	50	520	116
300	KTM	300 EXC Enduro	95-97	JTF1901	JTF1901SC	14	JTR897SC	JTA897BLK	50	520	118
300	KTM	300 EXC Enduro	98	JTF1901	JTF1901SC	14	JTR897SC	JTA897BLK	52	520	118
300	KTM	300 EXC Enduro	99	JTF1901	JTF1901SC	14	JTR897SC	JTA897BLK	50	520	118
300	KTM	300 EXC Enduro	Australia 00-03	JTF1901	JTF1901SC	14	JTR897SC	JTA897BLK	50	520	118
300	KTM	300 EXC Enduro	Australia 10	JTF1901	JTF1901SC	14	JTR897SC	JTA897BLK	40	520	118
300	KTM	300 EXC Enduro	Australia 12-17	JTF1901	JTF1901SC	14	JTR897SC	JTA897BLK	50	520	118
300	KTM	300 EXC Enduro	Australia 18	JTF1901	JTF1901SC	14	JTR897SC	JTA897BLK	50	520	118
300	KTM	300 EXC Enduro	Japan 00-03	JTF1901	JTF1901SC	14	JTR897SC	JTA897BLK	50	520	118
300	KTM	300 EXC Enduro	Europe 00-03	JTF1901	JTF1901SC	15	JTR897SC	JTA897BLK	48	520	118
300	KTM	300 EXC Enduro	Europe 04	JTF1901	JTF1901SC	13	JTR897SC	JTA897BLK	42	520	118
300	KTM	300 EXC Enduro	Europe 05-11	JTF1901	JTF1901SC	13	JTR897SC	JTA897BLK	40	520	116
300	KTM	300 EXC Enduro	Europe 12-17	JTF1901	JTF1901SC	14	JTR897SC	JTA897BLK	50	520	118
300	KTM	300 EXC TPI Enduro	Europe 18-19	JTF1901	JTF1901SC	14	JTR897SC	JTA897BLK	50	520	118
300	KTM	300 EXC TPI Enduro	Europe 20-21	JTF1901	JTF1901SC	14	JTR897SC	JTA897BLK	50	520	118
300	KTM	300 EXC TPI Enduro	22	JTF1901	JTF1901SC	14	JTR897SC	JTA897BLK	50	520	118
300	KTM	300 EXC Enduro	23	JTF1901	JTF1901SC	14	JTR897SC	JTA897BLK	50	520	118
300	KTM	300 EXC Enduro	Europe 24	JTF1901	JTF1901SC	14	JTR897SC	JTA897BLK	45	520	118
300	KTM	300 EXC TPI Erzberg Edition	Europe 20-21	JTF1901		12	JTR897SC	JTA897BLK	50	520	118
300	KTM	300 EXC TPI Erzberg Edition	22	JTF1901		12	JTR897SC	JTA897BLK	50	520	118
300	KTM	300 EXC Erzbergrodeo	23	JTF1901	JTF1901SC	14	JTR897SC	JTA897BLK	50	520	118
300	KTM	300 EXC Hardenduro	Europe 24	JTF1901	JTF1901SC	14	JTR897SC	JTA897BLK	45	520	118
300	KTM	300 EXC Hardenduro CKD	Canada 24	JTF1901	JTF1901SC	14	JTR897SC	JTA897BLK	45	520	118
300	KTM	300 EXC Enduro	Brazil 15-17	JTF1901	JTF1901SC	13	JTR897SC	JTA897BLK	52	520	118
300	KTM	300 EXC Enduro	Brazil 18	JTF1901	JTF1901SC	13	JTR897SC	JTA897BLK	52	520	118
300	KTM	300 EXC CKD Enduro	Brazil 19	JTF1901	JTF1901SC	13	JTR897SC	JTA897BLK	52	520	118
300	KTM	300 EXC CKD Enduro	Brazil 20-21	JTF1901	JTF1901SC	14	JTR897SC	JTA897BLK	52	520	118
300	KTM	300 EXC CKD Enduro	Brazil 22	JTF1901	JTF1901SC	14	JTR897SC	JTA897BLK	52	520	118
300	KTM	300 EXC CKD Enduro	Brazil 23	JTF1901	JTF1901SC	14	JTR897SC	JTA897BLK	52	520	118
300	KTM	300 EXC CKD Enduro	Brazil 24	JTF1901	JTF1901SC	14	JTR897SC	JTA897BLK	45	520	118
300	KTM	300 EXC Factory Edition	10	JTF1901			JTR897	JTA897BLK		520	
300	KTM	300 EXC Six Days	10-11	JTF1901	JTF1901SC	13	JTR897SC	JTA897BLK	40	520	118
300	KTM	300 EXC Six Days	12-17	JTF1901	JTF1901SC	14	JTR897SC	JTA897BLK	50	520	118
300	KTM	300 EXC TPI Six Days	Europe 18-19	JTF1901	JTF1901SC	14	JTR897SC	JTA897BLK	50	520	118
300	KTM	300 EXC TPI Six Days	Europe 20-21	JTF1901	JTF1901SC	14	JTR897SC	JTA897BLK	50	520	118
300	KTM	300 EXC TPI Six Days	22	JTF1901	JTF1901SC	14	JTR897SC	JTA897BLK	50	520	118
300	KTM	300 EXC Six Days	23	JTF1901	JTF1901SC	14	JTR897SC	JTA897BLK	50	520	118
300	KTM	300 EXC Six Days	Europe 24	JTF1901	JTF1901SC	14	JTR897SC	JTA897BLK	45	520	118
300	KTM	300 EXC Six Days	SE Asia 24	JTF1901	JTF1901SC	14	JTR897SC	JTA897BLK	45	520	118
300	KTM	300 EXC Six Days CKD	Brazil 24	JTF1901	JTF1901SC	14	JTR897SC	JTA897BLK	45	520	118
300	KTM	300 EXC Six Days CKD	Canada 24	JTF1901	JTF1901SC	14	JTR897SC	JTA897BLK	45	520	118
300	KTM	300 EXC-E Enduro (from Dec '07)	Europe 07-08	JTF1901	JTF1901SC	13	JTR897SC	JTA897BLK	40	520	118
300	KTM	300 EXC Enduro	USA 00-04	JTF1901	JTF1901SC	14	JTR897SC	JTA897BLK	52	520	118
300	KTM	300 EXC Enduro	USA 05	JTF1901	JTF1901SC	13	JTR897SC	JTA897BLK	50	520	118
300	KTM	300 MX	90	JTF1901	JTF1901SC	14	JTR897SC	JTA897BLK	48	520	116
300	KTM	300 MX	91-94	JTF1901	JTF1901SC	14	JTR897SC	JTA897BLK	50	520	116
300	KTM	300 MXC Motocross	01-02	JTF1901	JTF1901SC	14	JTR897SC	JTA897BLK	50	520	118
300	KTM	300 MXC Motocross	USA 03-05	JTF1901	JTF1901SC	13	JTR897SC	JTA897BLK	50	520	118
300	KTM	300 SX Motocross	95	JTF1901	JTF1901SC	13	JTR897SC	JTA897BLK	50	520	118
300	KTM	300 SX Motocross	96	JTF1901	JTF1901SC	14	JTR897SC	JTA897BLK	50	520	118
300	KTM	300 SX Motocross	02	JTF1901			JTR897	JTA897BLK		520	118
300	KTM	300 SX Motocross	23	JTF1901	JTF1901SC	14	JTR897SC	JTA897BLK	49	520	118
300	KTM	300 XC	08-14	JTF1901	JTF1901SC	14	JTR897SC	JTA897BLK	50	520	118
300	KTM	300 XC	15-19	JTF1901	JTF1901SC	13	JTR897SC	JTA897BLK	50	520	118
300	KTM	300 XC TPI	20-21	JTF1901	JTF1901SC	13	JTR897SC	JTA897BLK	51	520	118
300	KTM	300 XC TPI	22	JTF1901	JTF1901SC	13	JTR897SC	JTA897BLK	51	520	118
300	KTM	300 XC	23	JTF1901	JTF1901SC	14	JTR897SC	JTA897BLK	49	520	118

CC	Make	Model	Year	Front Sprocket			Rear Sprocket			Chain	
				Normal	Special	T	Steel	RaceLite Aluminium	T	Pitch	Length
300	KTM	300 XC	24	JTF1901	JTF1901SC	14	JTR897SC	JTA897BLK	48	520	118
300	KTM	300 XC-W	USA 10-19	JTF1901	JTF1901SC	13	JTR897SC	JTA897BLK	50	520	118
300	KTM	300 XC-W TPI	USA 20-21	JTF1901	JTF1901SC	14	JTR897SC	JTA897BLK	50	520	118
300	KTM	300 XC-W TPI	22	JTF1901	JTF1901SC	14	JTR897SC	JTA897BLK	50	520	118
300	KTM	300 XC-W	23	JTF1901	JTF1901SC	14	JTR897SC	JTA897BLK	50	520	118
300	KTM	300 XC-W	24	JTF1901	JTF1901SC	13	JTR897SC	JTA897BLK	45	520	118
300	KTM	300 XC-W TPI Erzbergrodeo	USA 20	JTF1901	JTF1901SC	14	JTR897SC	JTA897BLK	50	520	118
300	KTM	300 XC-W TPI Erzbergrodeo	21	JTF1901	JTF1901SC	14	JTR897SC	JTA897BLK	50	520	118
300	KTM	300 XC-W TPI Erzbergrodeo	22	JTF1901	JTF1901SC	14	JTR897SC	JTA897BLK	50	520	118
300	KTM	300 XC-W Erzbergrodeo	23	JTF1901	JTF1901SC	14	JTR897SC	JTA897BLK	50	520	118
300	KTM	300 XC-W Hardenduro	24	JTF1901	JTF1901SC	13	JTR897SC	JTA897BLK	45	520	118
300	KTM	300 XC-W TPI	Europe 19-20	JTF1901	JTF1901SC	14	JTR897SC	JTA897BLK	50	520	118
300	KTM	300 XC-W Six Days	USA 15-18	JTF1901	JTF1901SC	13	JTR897SC	JTA897BLK	50	520	118
300	KTM	300 XC-W Six Days TPI	USA 20	JTF1901	JTF1901SC	14	JTR897SC	JTA897BLK	50	520	118
300	KTM	300 XC-W Six Days TPI	Europe 19	JTF1901	JTF1901SC	14	JTR897SC	JTA897BLK	50	520	118
350	KTM	350 Enduro	84-87	JTF1901	JTF1901SC	13	JTR896	JTA896BLK	52	520	
350	KTM	350 Enduro	88-89	JTF1901	JTF1901SC	13	JTR896	JTA896BLK	50	520	
350	KTM	350 EXC-F	12-17	JTF1901	JTF1901SC	14	JTR897SC	JTA897BLK	52	520	118
350	KTM	350 EXC-F	Australia 18-19	JTF1901	JTF1901SC	14	JTR897SC	JTA897BLK	52	520	118
350	KTM	350 EXC-F	Europe 18-20	JTF1901	JTF1901SC	14	JTR897SC	JTA897BLK	52	520	118
350	KTM	350 EXC-F	Europe 21	JTF1901	JTF1901SC	14	JTR897SC	JTA897BLK	52	520	118
350	KTM	350 EXC-F	Europe 22	JTF1901	JTF1901SC	14	JTR897SC	JTA897BLK	52	520	118
350	KTM	350 EXC-F	Europe 23	JTF1901	JTF1901SC	14	JTR897SC	JTA897BLK	52	520	118
350	KTM	350 EXC-F	Europe 24	JTF1901	JTF1901SC	14	JTR897SC	JTA897BLK	46	520	118
350	KTM	350 EXC-F CKD	Brazil 20	JTF1901	JTF1901SC	14	JTR897SC	JTA897BLK	52	520	118
350	KTM	350 EXC-F CKD	Brazil 21	JTF1901	JTF1901SC	14	JTR897SC	JTA897BLK	52	520	118
350	KTM	350 EXC-F CKD	Brazil 22	JTF1901	JTF1901SC	14	JTR897SC	JTA897BLK	52	520	118
350	KTM	350 EXC-F CKD	Brazil 23	JTF1901	JTF1901SC	13	JTR897SC	JTA897BLK	52	520	118
350	KTM	350 EXC-F CKD	Brazil 24	JTF1901	JTF1901SC	14	JTR897SC	JTA897BLK	46	520	118
350	KTM	350 EXC-F	USA 18-21	JTF1901	JTF1901SC	14	JTR897SC	JTA897BLK	52	520	118
350	KTM	350 EXC-F	USA 22	JTF1901	JTF1901SC	14	JTR897SC	JTA897BLK	52	520	118
350	KTM	350 EXC-F	USA 23	JTF1901	JTF1901SC	14	JTR897SC	JTA897BLK	52	520	118
350	KTM	350 EXC-F	USA 24	JTF1901	JTF1901SC	14	JTR897SC	JTA897BLK	48	520	118
350	KTM	350 EXC-F Six Days	Europe 12-21	JTF1901	JTF1901SC	14	JTR897SC	JTA897BLK	52	520	118
350	KTM	350 EXC-F Six Days	Europe 22	JTF1901	JTF1901SC	14	JTR897SC	JTA897BLK	52	520	118
350	KTM	350 EXC-F Six Days	Europe 23	JTF1901	JTF1901SC	14	JTR897SC	JTA897BLK	52	520	118
350	KTM	350 EXC-F Six Days	Europe 24	JTF1901	JTF1901SC	14	JTR897SC	JTA897BLK	46	520	118
350	KTM	350 EXC-F Six Days	Brazil 17-19	JTF1901	JTF1901SC	13	JTR897SC	JTA897BLK	52	520	118
350	KTM	350 EXC-F Six Days CKD	Brazil 18	JTF1901	JTF1901SC	13	JTR897SC	JTA897BLK	52	520	118
350	KTM	350 EXC-F Six Days CKD	Brazil 20-21	JTF1901	JTF1901SC	14	JTR897SC	JTA897BLK	52	520	118
350	KTM	350 EXC-F Six Days CKD	Brazil 22	JTF1901	JTF1901SC	14	JTR897SC	JTA897BLK	52	520	118
350	KTM	350 EXC-F Six Days CKD	Brazil 23	JTF1901	JTF1901SC	13	JTR897SC	JTA897BLK	52	520	118
350	KTM	350 EXC-F Six Days CKD	Brazil 24	JTF1901	JTF1901SC	14	JTR897SC	JTA897BLK	46	520	118
350	KTM	350 EXC-F Six Days	SE Asia 24	JTF1901	JTF1901SC	14	JTR897SC	JTA897BLK	46	520	118
350	KTM	350 EXC-F Six Days	Canada 24	JTF1901	JTF1901SC	14	JTR897SC	JTA897BLK	46	520	118
350	KTM	350 EXC-F Six Days IKD	Argentina 24	JTF1901	JTF1901SC	14	JTR897SC	JTA897BLK	46	520	118
350	KTM	350 EXC-F Wess	21	JTF1901	JTF1901SC	14	JTR897SC	JTA897BLK	52	520	118
350	KTM	350 Freeride	12-15	JTF1901		11	JTA891	JTA891BLK	48	520	110
350	KTM	350 Freeride	16-17	JTF1901		12	JTA891	JTA891BLK	48	520	110
350	KTM	350 MX	89	JTF1901	JTF1901SC	13	JTR896	JTA896BLK	50	520	116
350	KTM	350 LC4 Enduro	93-94	JTF1902		14	JTR897SC	JTA897BLK	50	520	118
350	KTM	350 SX-F	11-19	JTF1901	JTF1901SC	14	JTR897SC	JTA897BLK	50	520	118
350	KTM	350 SX-F	20-21	JTF1901	JTF1901SC	14	JTR897SC	JTA897BLK	51	520	118
350	KTM	350 SX-F	22	JTF1901	JTF1901SC	14	JTR897SC	JTA897BLK	51	520	118
350	KTM	350 SX-F	23	JTF1901	JTF1901SC	14	JTR897SC	JTA897BLK	51	520	118
350	KTM	350 SX-F	24	JTF1901	JTF1901SC	14	JTR897SC	JTA897BLK	51	520	118
350	KTM	350 XC-F	USA 11-12	JTF1901	JTF1901SC	14	JTR897SC	JTA897BLK	50	520	118

Black (BLK) is the standard colour for all RaceLite 7075-T6 aluminium rear sprockets. See page 124 for full alternative colour options

CC	Make	Model	Year	Front Sprocket			Rear Sprocket			Chain		
				Normal	Special	T	Steel	RaceLite Aluminium	T	Pitch	Length	
350	KTM	350 XC-F	USA	13-15	JTF1901	JTF1901SC	13	JTR897SC	JTA897BLK	50	520	118
350	KTM	350 XC-F	USA	16-19	JTF1901	JTF1901SC	14	JTR897SC	JTA897BLK	50	520	118
350	KTM	350 XC-F	USA	20	JTF1901	JTF1901SC	14	JTR897SC	JTA897BLK	51	520	118
350	KTM	350 XC-F	USA	21	JTF1901	JTF1901SC	14	JTR897SC	JTA897BLK	51	520	118
350	KTM	350 XC-F	USA	22	JTF1901	JTF1901SC	14	JTR897SC	JTA897BLK	51	520	118
350	KTM	350 XC-F	USA	23	JTF1901	JTF1901SC	13	JTR897SC	JTA897BLK	52	520	118
350	KTM	350 XC-F	USA	24	JTF1901	JTF1901SC	13	JTR897SC	JTA897BLK	47	520	118
350	KTM	350 XC-F Factory Edition	USA	22	JTF1901	JTF1901SC	14	JTR897SC	JTA897BLK	51	520	118
350	KTM	350 XC-F Factory Edition		23-24	JTF1901	JTF1901SC	14	JTR897SC	JTA897BLK	47	520	118
350	KTM	350 XC-W	USA	12	JTF1901	JTF1901SC	13	JTR897SC	JTA897BLK	52	520	118
350	KTM	350 XCF-W		13-16	JTF1901	JTF1901SC	13	JTR897SC	JTA897BLK	52	520	118
350	KTM	350 XCF-W	USA	20-21	JTF1901	JTF1901SC	14	JTR897SC	JTA897BLK	52	520	118
350	KTM	350 XCF-W	USA	22	JTF1901	JTF1901SC	14	JTR897SC	JTA897BLK	51	520	118
350	KTM	350 XCF-W Six Days		14-16	JTF1901	JTF1901SC	13	JTR897SC	JTA897BLK	52	520	118
350	KTM	350 XW-F		24	JTF1901	JTF1901SC	14	JTR897SC	JTA897BLK	48	520	118
360	KTM	360 SX Motocross		96-97	JTF1901	JTF1901SC	14	JTR897SC	JTA897BLK	50	520	118
360	KTM	360 EXC Enduro		96-97	JTF1901	JTF1901SC	14	JTR897SC	JTA897BLK	50	520	118
380	KTM	380 EXC Enduro		98-99	JTF1901	JTF1901SC	14	JTR897SC	JTA897BLK	50	520	118
380	KTM	380 EXC Enduro	USA	99-02	JTF1901	JTF1901SC	14	JTR897SC	JTA897BLK	52	520	118
380	KTM	380 EXC Enduro	Australia	00-02	JTF1901	JTF1901SC	14	JTR897SC	JTA897BLK	50	520	118
380	KTM	380 EXC Enduro	Japan	00-02	JTF1901	JTF1901SC	14	JTR897SC	JTA897BLK	50	520	118
380	KTM	380 EXC Enduro	Europe	00-02	JTF1901	JTF1901SC	15	JTR897SC	JTA897BLK	48	520	118
380	KTM	380 MXC Motocross		01-02	JTF1901			JTR897	JTA897BLK		520	118
380	KTM	380 SX Motocross		98-02	JTF1901	JTF1901SC	14	JTR897SC	JTA897BLK	50	520	118
380	KTM	380 SX Motocross	USA	99	JTF1901	JTF1901SC	14	JTR897SC	JTA897BLK	52	520	118
400	KTM	400 Duke		95-96	JTF1902	JTF1902RB	16	JTR897SC	JTA897BLK	42	520	118
400	KTM	400 EGS-E		96-98	JTF1902	JTF1902RB	15	JTR897SC	JTA897BLK	45	520	118
400	KTM	400 LC4 Enduro		93	JTF1902		14	JTR897SC	JTA897BLK	50	520	118
400	KTM	400 LC4 Enduro		97-01	JTF1902	JTF1902RB	15	JTR897SC	JTA897BLK	45	520	118
400	KTM	400 LC4 E Enduro		97-01	JTF1902	JTF1902RB	15	JTR897SC	JTA897BLK	45	520	118
400	KTM	400 LSE		97-98	JTF1902	JTF1902RB	15	JTR897SC	JTA897BLK	45	520	118
400	KTM	400 EXC Racing	Europe	00-02	JTF1901	JTF1901SC	15	JTR897SC	JTA897BLK	48	520	118
400	KTM	400 EXC Racing	USA	00-02	JTF1901	JTF1901SC	14	JTR897SC	JTA897BLK	50	520	118
400	KTM	400 EXC Racing	Australia	00-02	JTF1901	JTF1901SC	14	JTR897SC	JTA897BLK	45	520	118
400	KTM	400 EXC Enduro Racing		01-02	JTF1901	JTF1901SC	14	JTR897SC	JTA897BLK	50	520	118
400	KTM	400 EXC Enduro Racing		03-11	JTF1901	JTF1901SC	15	JTR897SC	JTA897BLK	45	520	118
400	KTM	400 EXC-F Factory Edition		10-11	JTF1901			JTR897	JTA897BLK		520	
400	KTM	400 MXC Racing		01-02	JTF1901	JTF1901SC	14	JTR897SC	JTA897BLK	50	520	118
400	KTM	400 SC Super Competition		95-96	JTF1902		14	JTR897SC	JTA897BLK	50	520	118
400	KTM	400 SC Super Competition		97-00	JTF1902	JTF1902RB	16	JTR897SC	JTA897BLK	48	520	118
400	KTM	400 SX Motocross	USA	98	JTF1902		14	JTR897SC	JTA897BLK	45	520	118
400	KTM	400 SX Racing		99-02	JTF1901	JTF1901SC	14	JTR897SC	JTA897BLK	50	520	118
400	KTM	400 XC-W	USA	10	JTF1901	JTF1901SC	13	JTR897SC	JTA897BLK	52	520	118
420	KTM	420 Enduro		81-83	JTF1901	JTF1901SC	14	JTR896	JTA896BLK	52	520	116
420	KTM	420 MX		81-83	JTF1901	JTF1901SC	14	JTR896	JTA896BLK	52	520	116
440	KTM	440 MX		94	JTF1901	JTF1901SC	13	JTR897SC	JTA897BLK	50	520	
450	KTM	450 EXC Enduro Racing	Australia	03	JTF1901	JTF1901SC	14	JTR897SC	JTA897BLK	50	520	118
450	KTM	450 EXC Enduro Racing	Australia	10-12	JTF1901	JTF1901SC	15	JTR897SC	JTA897BLK	45	520	118
450	KTM	450 EXC Enduro Racing	Australia	13-16	JTF1901	JTF1901SC	14	JTR897SC	JTA897BLK	52	520	118
450	KTM	450 EXC Enduro Racing	Europe	03-12	JTF1901	JTF1901SC	15	JTR897SC	JTA897BLK	45	520	118
450	KTM	450 EXC Enduro Racing	Europe	13-16	JTF1901	JTF1901SC	14	JTR897SC	JTA897BLK	52	520	118
450	KTM	450 EXC-F		17	JTF1901	JTF1901SC	14	JTR897SC	JTA897BLK	52	520	118
450	KTM	450 EXC-F	Australia	18-19	JTF1901	JTF1901SC	14	JTR897SC	JTA897BLK	52	520	118
450	KTM	450 EXC-F	Europe	18-20	JTF1901	JTF1901SC	14	JTR897SC	JTA897BLK	52	520	118
450	KTM	450 EXC-F		21	JTF1901	JTF1901SC	14	JTR897SC	JTA897BLK	52	520	118
450	KTM	450 EXC-F		22	JTF1901	JTF1901SC	14	JTR897SC	JTA897BLK	52	520	118
450	KTM	450 EXC-F		23	JTF1901	JTF1901SC	14	JTR897SC	JTA897BLK	52	520	118
450	KTM	450 EXC-F		24	JTF1901	JTF1901SC	14	JTR897SC	JTA897BLK	52	520	118
450	KTM	450 EXC-F Factory Edition		10-11	JTF1901	JTF1901SC	14	JTR897SC	JTA897BLK	52	520	118

CC	Make	Model	Year	Front Sprocket			Rear Sprocket			Chain		
				Normal	Special	T	Steel	RaceLite Aluminium	T	Pitch	Length	
450	KTM	450 EXC Six Days	Europe	10-13	JTF1901	JTF1901SC	15	JTR897SC	JTA897BLK	45	520	118
450	KTM	450 EXC Six Days		14-16	JTF1901	JTF1901SC	14	JTR897SC	JTA897BLK	52	520	118
450	KTM	450 EXC-F Six Days		11	JTF1901			JTR897	JTA897BLK		520	
450	KTM	450 EXC-F Six Days		17-20	JTF1901	JTF1901SC	14	JTR897SC	JTA897BLK	52	520	118
450	KTM	450 EXC-F Six Days		21	JTF1901	JTF1901SC	14	JTR897SC	JTA897BLK	52	520	118
450	KTM	450 EXC-F Six Days		22	JTF1901	JTF1901SC	14	JTR897SC	JTA897BLK	52	520	118
450	KTM	450 EXC-F Six Days		23	JTF1901	JTF1901SC	14	JTR897SC	JTA897BLK	52	520	118
450	KTM	450 EXC-F Six Days		24	JTF1901	JTF1901SC	14	JTR897SC	JTA897BLK	52	520	118
450	KTM	450 EXC-F Six Days CKD	Canada	24	JTF1901	JTF1901SC	14	JTR897SC	JTA897BLK	52	520	118
450	KTM	450 EXC Enduro Racing	USA	05	JTF1901	JTF1901SC	14	JTR897SC	JTA897BLK	50	520	118
450	KTM	450 MXC Racing	USA	03-04	JTF1901	JTF1901SC	15	JTR897SC	JTA897BLK	45	520	118
450	KTM	450 MXC Racing	USA	05	JTF1901	JTF1901SC	14	JTR897SC	JTA897BLK	50	520	118
450	KTM	450 RR		14	JTF1901	JTF1901SC	15	JTR897SC	JTA897BLK	48	520	118
450	KTM	450 Rally Factory Replica		15-21	JTF1901	JTF1901SC	14	JTR897SC	JTA897BLK	51	520	118
450	KTM	450 Rally Factory Replica		22	JTF1901	JTF1901SC	14	JTR897SC	JTA897BLK	51	520	118
450	KTM	450 Rally Replica		23	JTF1901	JTF1901SC	14	JTR897SC	JTA897BLK	51	520	118
450	KTM	450 Rally Replica		24	JTF1901	JTF1901SC	14	JTR897SC	JTA897BLK	51	520	118
450	KTM	450 SMR		04-07	JTF1901	JTF1901SC	14	JTR897SC	JTA897BLK	45	520	120
450	KTM	450 SMR		08-14	JTF1901	JTF1901SC	14	JTR897SC	JTA897BLK	48	520	118
450	KTM	450 SMR		21	JTF1901	JTF1901SC	14	JTR897SC	JTA897BLK	45	520	118
450	KTM	450 SMR		22	JTF1901	JTF1901SC	14	JTR897SC	JTA897BLK	45	520	118
450	KTM	450 SMR		23	JTF1901	JTF1901SC	14	JTR897	JTA897BLK	46	520	118
450	KTM	450 SMR		24	JTF1901	JTF1901SC	14	JTR897	JTA897BLK	46	520	118
450	KTM	450 SX Motocross Racing		03	JTF1901	JTF1901SC	14	JTR897SC	JTA897BLK	50	520	118
450	KTM	450 SX Motocross Racing		04-06	JTF1901	JTF1901SC	14	JTR897SC	JTA897BLK	52	520	118
450	KTM	450 SX-F		07-12	JTF1901	JTF1901SC	14	JTR897SC	JTA897BLK	52	520	118
450	KTM	450 SX-F		13-15	JTF1901	JTF1901SC	14	JTR897SC	JTA897BLK	50	520	118
450	KTM	450 SX-F		16-19	JTF1901	JTF1901SC	13	JTR897SC	JTA897BLK	48	520	118
450	KTM	450 SX-F		20-21	JTF1901	JTF1901SC	13	JTR897SC	JTA897BLK	49	520	118
450	KTM	450 SX-F		22	JTF1901	JTF1901SC	13	JTR897SC	JTA897BLK	49	520	118
450	KTM	450 SX-F		23	JTF1901	JTF1901SC	13	JTR897SC	JTA897BLK	49	520	118
450	KTM	450 SX-F		24	JTF1901	JTF1901SC	13	JTR897SC	JTA897BLK	51	520	118
450	KTM	450 SX-F Cairoli		20	JTF1901	JTF1901SC	13	JTR897SC	JTA897BLK	49	520	118
450	KTM	450 SX-F Factory Edition		13-15	JTF1901	JTF1901SC	14	JTR897SC	JTA897BLK	52	520	118
450	KTM	450 SX-F Factory Edition		16-19	JTF1901	JTF1901SC	13	JTR897SC	JTA897BLK	48	520	118
450	KTM	450 SX-F Factory Edition		20	JTF1901	JTF1901SC	13	JTR897SC	JTA897BLK	49	520	118
450	KTM	450 SX-F Factory Edition		21	JTF1901	JTF1901SC	13	JTR897SC	JTA897BLK	49	520	118
450	KTM	450 SX-F Factory Edition		22-24	JTF1901	JTF1901SC	13	JTR897SC	JTA897BLK	51	520	118
450	KTM	450 XC-F		08-09	JTF1901	JTF1901SC	14	JTR897SC	JTA897BLK	52	520	116
450	KTM	450 XC-F		13-15	JTF1901	JTF1901SC	14	JTR897SC	JTA897BLK	50	520	118
450	KTM	450 XC-F		16-21	JTF1901	JTF1901SC	13	JTR897SC	JTA897BLK	48	520	118
450	KTM	450 XC-F		22	JTF1901	JTF1901SC	13	JTR897SC	JTA897BLK	48	520	118
450	KTM	450 XC-F		23	JTF1901	JTF1901SC	13	JTR897SC	JTA897BLK	52	520	118
450	KTM	450 XC-F		24	JTF1901	JTF1901SC	13	JTR897SC	JTA897BLK	52	520	118
450	KTM	450 XCF-W		23	JTF1901	JTF1901SC	14	JTR897SC	JTA897BLK	48	520	118
450	KTM	450 XCF-W		24	JTF1901	JTF1901SC	13	JTR897SC	JTA897BLK	52	520	118
450	KTM	450 XC-W		08-11	JTF1901	JTF1901SC	14	JTR897SC	JTA897BLK	50	520	116
450	KTM	450 XC-W		12-16	JTF1901	JTF1901SC	13	JTR897SC	JTA897BLK	52	520	118
450	KTM	450 XC-W	ZA	10	JTF1901	JTF1901SC	13	JTR897SC	JTA897BLK	52	520	118
450	KTM	450 XC-W Six Days	USA	10-11	JTF1901	JTF1901SC	13	JTR897SC	JTA897BLK	52	520	118
495	KTM	495 MX		81-84	JTF1901	JTF1901SC	14	JTR896	JTA896BLK	52	520	116
500	KTM	500 MX		85-87	JTF1901	JTF1901SC	14	JTR896	JTA896BLK	52	520	116
500	KTM	500 MX		88-89	JTF1901	JTF1901SC	14	JTR896	JTA896BLK	50	520	116
500	KTM	500 MX		90	JTF1901	JTF1901SC	14	JTR896	JTA896BLK	52	520	116
500	KTM	500 MX		91-93	JTF1901	JTF1901SC	14	JTR896	JTA896BLK	50	520	116
500	KTM	500 SX Motocross		95	JTF1901	JTF1901SC	14	JTR897SC	JTA897BLK	50	520	116
500	KTM	500 EXC	Australia	12-15	JTF1901	JTF1901SC	13	JTR897SC	JTA897BLK	50	520	118

Black (BLK) is the standard colour for all RaceLite 7075-T6 aluminium rear sprockets. See page 124 for full alternative colour options

CC	Make	Model	Year	Front Sprocket			Rear Sprocket			Chain		
				Normal	Special	T	Steel	RaceLite Aluminium	T	Pitch	Length	
500	KTM	500 EXC	Australia	16	JTF1901	JTF1901SC	14	JTR897SC	JTA897BLK	50	520	118
500	KTM	500 EXC	Europe	12	JTF1901	JTF1901SC	13	JTR897SC	JTA897BLK	50	520	118
500	KTM	500 EXC	Europe	13-16	JTF1901	JTF1901SC	14	JTR897SC	JTA897BLK	50	520	118
500	KTM	500 EXC Six Days	Europe	12	JTF1901	JTF1901SC	13	JTR897SC	JTA897BLK	50	520	118
500	KTM	500 EXC Six Days		13-16	JTF1901	JTF1901SC	14	JTR897SC	JTA897BLK	50	520	118
500	KTM	500 EXC-F		17-19	JTF1901	JTF1901SC	14	JTR897SC	JTA897BLK	50	520	118
500	KTM	500 EXC-F	USA	20-21	JTF1901	JTF1901SC	13	JTR897SC	JTA897BLK	48	520	118
500	KTM	500 EXC-F		22	JTF1901	JTF1901SC	14	JTR897SC	JTA897BLK	50	520	118
500	KTM	500 EXC-F		23	JTF1901	JTF1901SC	14	JTR897SC	JTA897BLK	50	520	118
500	KTM	500 EXC-F	Europe	24	JTF1901	JTF1901SC	14	JTR897SC	JTA897BLK	50	520	118
500	KTM	500 EXC-F	USA	24	JTF1901	JTF1901SC	14	JTR897SC	JTA897BLK	48	520	118
500	KTM	500 EXC-F Six Days		17-19	JTF1901	JTF1901SC	14	JTR897SC	JTA897BLK	50	520	118
500	KTM	500 EXC-F Six Days	USA	20-21	JTF1901	JTF1901SC	13	JTR897SC	JTA897BLK	48	520	118
500	KTM	500 EXC-F Six Days		22	JTF1901	JTF1901SC	14	JTR897SC	JTA897BLK	50	520	118
500	KTM	500 EXC-F Six Days		23	JTF1901	JTF1901SC	14	JTR897SC	JTA897BLK	50	520	118
500	KTM	500 EXC-F Six Days	Europe	24	JTF1901	JTF1901SC	14	JTR897SC	JTA897BLK	50	520	118
500	KTM	500 EXC-F Six Days	USA	24	JTF1901	JTF1901SC	14	JTR897SC	JTA897BLK	48	520	118
500	KTM	500 XC-W	USA	12-16	JTF1901	JTF1901SC	13	JTR897SC	JTA897BLK	50	520	118
500	KTM	500 XCF-W	USA	20-21	JTF1901	JTF1901SC	13	JTR897SC	JTA897BLK	48	520	118
500	KTM	500 XCF-W	USA	22	JTF1901	JTF1901SC	14	JTR897SC	JTA897BLK	48	520	118
500	KTM	500 XW-F		24	JTF1901	JTF1901SC	14	JTR897SC	JTA897BLK	48	520	118
505	KTM	505 SX-F		07-09	JTF1901	JTF1901SC	14	JTR897SC	JTA897BLK	52	520	118
505	KTM	505 XC-F		08-09	JTF1901	JTF1901SC	14	JTR897SC	JTA897BLK	52	520	116
505	KTM	505 XC-W		08	JTF1901	JTF1901SC	14	JTR897SC	JTA897BLK	52	520	116
520	KTM	520 EXC Enduro Racing		99	JTF1901	JTF1901SC	14	JTR897SC	JTA897BLK	50	520	118
520	KTM	520 EXC Enduro Racing		01-02	JTF1901	JTF1901SC	14	JTR897SC	JTA897BLK	48	520	118
520	KTM	520 EXC Enduro Racing	Australia	00-02	JTF1901	JTF1901SC	15	JTR897SC	JTA897BLK	40	520	118
520	KTM	520 EXC Enduro Racing	Europe	00-02	JTF1901	JTF1901SC	15	JTR897SC	JTA897BLK	40	520	118
520	KTM	520 EXC Enduro Racing	USA	00-02	JTF1901	JTF1901SC	14	JTR897SC	JTA897BLK	48	520	118
520	KTM	520 MXC Racing		01-02	JTF1901	JTF1901SC	14	JTR897SC	JTA897BLK	48	520	118
520	KTM	520 SX Motocross Racing		99-02	JTF1901	JTF1901SC	14	JTR897SC	JTA897BLK	48	520	118
525	KTM	525 EXC Enduro Racing	Australia	03	JTF1901	JTF1901SC	14	JTR897SC	JTA897BLK	48	520	118
525	KTM	525 EXC Enduro Racing	USA	03	JTF1901	JTF1901SC	14	JTR897SC	JTA897BLK	48	520	118
525	KTM	525 EXC Enduro Racing	Europe	03-07	JTF1901	JTF1901SC	15	JTR897SC	JTA897BLK	45	520	118
525	KTM	525 MXC Desert Racing		03-04	JTF1901	JTF1901SC	14	JTR897SC	JTA897BLK	45	520	118
525	KTM	525 MXC Desert Racing		05	JTF1901	JTF1901SC	15	JTR897SC	JTA897BLK	45	520	118
525	KTM	525 XC Desert Racing		07	JTF1901	JTF1901SC	15	JTR897SC	JTA897BLK	45	520	118
525	KTM	525 MXC Racing	USA	03-05	JTF1901	JTF1901SC	15	JTR897SC	JTA897BLK	45	520	118
525	KTM	525 SMR		04-05	JTF1901	JTF1901SC	14	JTR897SC	JTA897BLK	45	520	118
525	KTM	525 SX Motocross Racing		03-06	JTF1901	JTF1901SC	14	JTR897SC	JTA897BLK	48	520	118
530	KTM	530 EXC		08-11	JTF1901	JTF1901SC	15	JTR897SC	JTA897BLK	45	520	118
530	KTM	530 EXC Six Days		10-11	JTF1901	JTF1901SC	15	JTR897SC	JTA897BLK	45	520	118
530	KTM	530 EXC-F Factory Edition		10-11	JTF1901			JTR897	JTA897BLK		520	
530	KTM	530 XC-W	ZA	10	JTF1901	JTF1901SC	13	JTR897SC	JTA897BLK	50	520	118
530	KTM	530 XC-W Six Days	USA	10-11	JTF1901	JTF1901SC	15	JTR897SC	JTA897BLK	45	520	118
540	KTM	540 SXS Racing		01-02	JTF1901			JTR897	JTA897BLK		520	
560	KTM	560 SMR		06-07	JTF1901	JTF1901SC	14	JTR897SC	JTA897BLK	45	520	120
600	KTM	600 LC4 Enduro		88-89	JTF1902	JTF1902RB	15	JTR896		45	520	114
600	KTM	600 LC4 Enduro		90	JTF1902	JTF1902RB	15	JTR897SC	JTA897BLK	45	520	114
600	KTM	600 LC4 Enduro		91-93	JTF1902	JTF1902RB	15	JTR897SC	JTA897BLK	50	520	116
600	KTM	600 LC4 MX		89	JTF1902	JTF1902RB	15	JTR896	JTA896BLK	52	520	114
600	KTM	600 LC4 MX		90-92	JTF1902	JTF1902RB	15	JTR897SC	JTA897BLK	52	520	116
620	KTM	620 EGS-E Adventurer		98	JTF1902	JTF1902RB	17	JTR897SC	JTA897BLK	45	520	118
620	KTM	620 LC4 Enduro		94	JTF1902	JTF1902RB	15	JTR897SC	JTA897BLK	50	520	118
620	KTM	620 LC4 Enduro		95-96	JTF1902		14	JTR897SC	JTA897BLK	50	520	118
620	KTM	620 LC4 E Enduro		97-98	JTF1902	JTF1902RB	16	JTR897SC	JTA897BLK	50	520	118
620	KTM	620 LC4 MX		94	JTF1902	JTF1902RB	15	JTR897SC	JTA897BLK	50	520	118
620	KTM	620 LC4 SX Motocross		95-98	JTF1902	JTF1902RB	15	JTR897SC	JTA897BLK	50	520	118
620	KTM	620 LSE		97-98	JTF1902	JTF1902RB	16	JTR897SC	JTA897BLK	40	520	118

CC	Make	Model	Year	Front Sprocket			Rear Sprocket			Chain	
				Normal	Special	T	Steel	RaceLite Aluminium	T	Pitch	Length
620	KTM	620 SC Super Competition	95-96	JTF1902	JTF1902RB	15	JTR897SC	JTA897BLK	50	520	118
620	KTM	620 SC Super Competition	97-99	JTF1902		14	JTR897SC	JTA897BLK	50	520	118
620	KTM	620 SC Super Competition	00-01	JTF1902	JTF1902RB	16	JTR897SC	JTA897BLK	40	520	118
620	KTM	620 SC Supermoto	00-01	JTF1902	JTF1902RB	17	JTR897SC	JTA897BLK	40	520	118
625	KTM	625 LC4 SC Supermoto	02	JTF1902	JTF1902RB	16	JTR897SC	JTA897BLK	42	520	118
625	KTM	625 LC4 Supercompetition	02	JTF1902	JTF1902RB	15	JTR897SC	JTA897BLK	42	520	118
625	KTM	625 SXC	03-06	JTF1902	JTF1902RB	16	JTR897SC	JTA897BLK	40	520	118
625	KTM	625 SMC	04	JTF1902	JTF1902RB	16	JTR897	JTA897BLK	38	520	118
625	KTM	625 SMC	05-06	JTF1902	JTF1902RB	17	JTR897SC	JTA897BLK	40	520	118
640	KTM	640 LC4 Adventurer R	99-07	JTF1902	JTF1902RB	16	JTR897SC	JTA897BLK	42	520	118
640	KTM	640 LC4 E Enduro	00-06	JTF1902	JTF1902RB	16	JTR897SC	JTA897BLK	42	520	118
640	KTM	640 LC4 Super Moto	99-06	JTF1902	JTF1902RB	17	JTR897SC	JTA897BLK	42	520	118
660	KTM	660 Rallye	00-02	JTF1902			JTR897	JTA897BLK		520	
660	KTM	660 SMC	03-04	JTF1902	JTF1902RB	16	JTR897	JTA897BLK	38	520	118
660	KTM	660 SMC	05-06	JTF1902	JTF1902RB	17	JTR897SC	JTA897BLK	40	520	118
690	KTM	690 Enduro	08-10	JTF1902	JTF1902RB	15	JTR897SC	JTA897BLK	45	520	118
690	KTM	690 Enduro R	08-18	JTF1902	JTF1902RB	15	JTR897SC	JTA897BLK	45	520	118
690	KTM	690 Enduro R	19-24	JTF1902	JTF1902RB	15	JTR897	JTA897BLK	46	520	118

Maico Off Road Bikes

250	Maico	250	83-85	JTF1901						520	
250	Maico	250 GS/MC	83	JTF1901	JTF1901SC	13			52	520	
250	Maico	250 GME	86-87	JTF1901	JTF1901SC	13			52	520	
490	Maico	490	83-85	JTF1901						520	
500	Maico	500 Enduro	99	JTF1901						520	
500	Maico	500 GME	86-87	JTF1901	JTF1901SC	13			52	520	
500	Maico	500 GS/MC	83	JTF1901	JTF1901SC	13			52	520	

Rieju Off Road Bikes

50	Rieju	50 MRT Pro	09-10	JTF1120		11	JTR1131		52	420	132
----	-------	------------	-------	---------	--	----	---------	--	----	-----	-----

Suzuki Off Road Bikes

50	Suzuki	DR-Z50	19-24	JTF428		12	JTR838		34	428	78
50	Suzuki	JR50 C,N,T,X,Z	USA	78-82	JTF563	13	JTR1780		28	420	78
50	Suzuki	JR50 RD	USA	83	JTF563	13	JTR1780		28	420	78
50	Suzuki	JR50 F,G,H,J,K,L,M,N,P,R,S,T,V,W,X,Y,K1,K2,K3,K4,K5,K6	85-06	JTF563		13	JTR1780		28	420	78
50	Suzuki	RM50 C,N,T	USA	78-80	JTF563	12	JTR801		42	420	92
50	Suzuki	RM50	81-82	JTF429		12	JTR801		41	420	92
50	Suzuki	RMX50	97-99	JTF413		12	JTR799		50	420	
60	Suzuki	RM60 N	USA	79	JTF563	12	JTR801		44	420	94
60	Suzuki	RM60 T,X,Z,D	USA	80-83	JTF563	12	JTR801		42	420	92
60	Suzuki	RM60 K3	03	JTF546		13	JTR464		44	420	104
65	Suzuki	RM65 K3-K5	03-05	JTF546		13	JTR1465	JTA1465BLK	47	420	110
65	Suzuki	RM65 K3-K5 >>>> 428 Chain Conversion	03-05	JTF555		13	JTR1466		47	428	110
70	Suzuki	DR-Z70 K8,K9,L0-L8	08-18	JTF428		13	JTR838		33	428	78
75	Suzuki	TM75 L/M/A	USA	74-76	JTF563	15	JTR801		42	420	110
80	Suzuki	DS80 C,N	78-79	JTF428		14	JTR802		40	428	88
80	Suzuki	DS80 T,X,Z	80-82	JTF428		12	JTR802		34	428	96
80	Suzuki	DS80 D,F,G,H,J,K,L,M,N,P,R,S,T,V,W,X,Y,K1,K2,K3	82-03	JTF428		12	JTR802		34	428	96
80	Suzuki	JR80 D,F,G,H,J,K,L,M,N,P,R,S,T,V,W,X,Y,K1,K2,K3	82-03	JTF428		12	JTR802		34	428	96
80	Suzuki	JR80 K4	04	JTF428		12	JTR802		34	428	112
80	Suzuki	RM80 B	USA	77	JTF428	13	JTR802		46	428	130
80	Suzuki	RM80 C	USA	78	JTF428	14	JTR802		42	428	104
80	Suzuki	RM80 N,T,X	79-81	JTF428		13	JTR802		48	428	110
80	Suzuki	RM80 T/X	USA	80-81	JTF428	14	JTR802		50	428	112
80	Suzuki	RM80 Z	82	JTF428		13	JTR798	JTA798BLK	52	428	116
80	Suzuki	RM80 Z	USA	82	JTF1263	13	JTR798	JTA798BLK	52	428	116
80	Suzuki	RM80 XD (Small Wheels)	83	JTF416		14	JTR798	JTA798BLK	50	428	132

Black (BLK) is the standard colour for all RaceLite 7075-T6 aluminium rear sprockets. See page 124 for full alternative colour options

CC	Make	Model	Year	Front Sprocket			Rear Sprocket			Chain	
				Normal	Special	T	Steel	RaceLite Aluminium	T	Pitch	Length
80	Suzuki	RM80 D USA	83	JTF1263		13	JTR798	JTA798BLK	50	428	118
80	Suzuki	RM80 XE,XF (Small Wheels)	84-85	JTF416		14	JTR798	JTA798BLK	44	428	132
80	Suzuki	RM80 E/F USA	84-85	JTF1263		13	JTR798	JTA798BLK	44	428	114
80	Suzuki	RM80 HD,HE,HF	83-85	JTF416		14	JTR798	JTA798BLK	56	428	136
80	Suzuki	RM80 XG,XH,XJ	86-88	JTF413		14			50	420	120
80	Suzuki	RM80 XG,XH,XJ >>> 428 Chain Conversion	86-88	JTF416		14	JTR798	JTA798BLK	50	428	120
80	Suzuki	RM80 XK,XL,XM,XN,XP,XR,XS,XT,XV,XW,XX,XY,K1	89-01	JTF416		14	JTR798	JTA798BLK	48	428	118
80	Suzuki	RM80 K,L,M,N,P,R,S,T,V,W,X,Y,K1 USA	86-01	JTF1263		14	JTR798	JTA798BLK	48	428	118
80	Suzuki	RM80 V,W,X,Y,K1 (Big Wheels)	97-01	JTF416		13	JTR798	JTA798BLK	48	428	118
85	Suzuki	RM85 K2-K9,L0-L9,M0	02-20	JTF416		14	JTR798	JTA798BLK	47	428	118
85	Suzuki	RM85 K2-K9,L0-L9,M0 USA	02-20	JTF1263		14	JTR798	JTA798BLK	47	428	118
85	Suzuki	RM85 M1,M2,M3 USA	21-23	JTF416		14	JTR798	JTA798BLK	47	428	118
85	Suzuki	RM85 L K2-K9,L0-L6 (Big Wheel) USA	02-18	JTF1263		14	JTR798	JTA798BLK	47	428	122
85	Suzuki	RM85 L K2-K9,L0-L6 (Big Wheel)	02-18	JTF416		13	JTR798	JTA798BLK	47	428	122
85	Suzuki	RM85 L L9,M0,M1,M2,M3 (Big Wheel)	19-23	JTF416		13	JTR798	JTA798BLK	47	428	122
90	Suzuki	RV90 J/K/L/M/A/B USA	72-77	JTF1263		15	JTR802		47	428	
100	Suzuki	DR100 D,E,F,G,H,J,K,L USA	83-90	JTF426		13	JTR804		42	428	112
100	Suzuki	RM100 A,B	76-77	JTF426		14	JTR809		57	428	132
100	Suzuki	RM100 C	78	JTF426		14			57	428	132
100	Suzuki	RM100 N,T,X,Z	79-82	JTF426		14	JTR805		60	428	132
100	Suzuki	RM100 N,T,X,Z <<< 520 Chain Conversion	79-82	JTF427		11	JTR808SC	JTA808BLK	47	520	
100	Suzuki	RM100 K3	03	JTF546		13	JTR461	JTA461BLK	51	420	124
100	Suzuki	RM100 K3 >>> 428 Chain Conversion	03	JTF555		13	JTR462	JTA462BLK	51	428	124
100	Suzuki	SP100 D USA	83	JTF426		13	JTR804		45	428	118
100	Suzuki	TC100	72-77	JTF1467		13	JTR809		47	428	124
100	Suzuki	TC100 K,L,M USA	73-75				JTR809		50	428	114
100	Suzuki	TC100 A,B USA	76-77				JTR809		47	428	124
100	Suzuki	TF100	81-	JTF1263		13	JTR809		53	428	118
100	Suzuki	TM100 L,M USA	74-75	JTF1263		14	JTR809		57	428	
100	Suzuki	TS100 K,L,M USA	73-75	JTF1263		14	JTR809		47	428	116
100	Suzuki	TS100 A,B USA	76-77	JTF1263		13	JTR809		49	428	124
100	Suzuki	TS100 C USA	78	JTF1263		14	JTR809		44	428	114
100	Suzuki	TS100 N USA	79	JTF1263		14	JTR809		46	428	114
100	Suzuki	TS100 T,X USA	80-81	JTF1263		14	JTR809		46	428	116
125	Suzuki	DF125	83	JTF426		13	JTR804		53	428	136
125	Suzuki	DR-Z125 K3-K9,L0-L8	03-18	JTF409		14	JTR797		51	428	134
125	Suzuki	DR-Z125 L9,M0-M4	19-24	JTF409		14	JTR797		51	428	134
125	Suzuki	DR-Z125 L K3-K9,L0-L9,M0	03-20	JTF409		14	JTR797		57	428	134
125	Suzuki	DR-Z125 L M1-M4	21-24	JTF409		14	JTR797		57	428	134
125	Suzuki	DS125 N,T,X USA	79-81	JTF1263		15	JTR809		44	428	114
125	Suzuki	RM125 M USA	75	JTF1263		14	JTR809		60	428	126
125	Suzuki	RM125 A,B	76-77	JTF426		14	JTR809		60	428	132
125	Suzuki	RM125 C	78	JTF426		14			60	428	132
125	Suzuki	RM125 N	79	JTF426		14			59	428	132
125	Suzuki	RM125 T,X,Z	80-82	JTF427	JTF427SC	12	JTR808SC	JTA808BLK	51	520	112
125	Suzuki	RM125 D	83	JTF427	JTF427SC	12	JTR808SC	JTA808BLK	51	520	114
125	Suzuki	RM125 E	84	JTF427	JTF427SC	12	JTR808SC	JTA808BLK	51	520	116
125	Suzuki	RM125 F	85	JTF427	JTF427SC	12	JTR808SC	JTA808BLK	49	520	116
125	Suzuki	RM125 G	86	JTF427	JTF427SC	12	JTR808SC	JTA808BLK	51	520	116
125	Suzuki	RM125 H	87	JTF427	JTF427SC	12	JTR808	JTA808BLK	53	520	116
125	Suzuki	RM125 H USA	87	JTF427	JTF427SC	12	JTR808SC	JTA808BLK	51	520	114
125	Suzuki	RM125 J,K,L,M	88-91	JTF427	JTF427SC	13	JTR808SC	JTA808BLK	51	520	114
125	Suzuki	RM125 N,P,R,S,T	92-96	JTF427	JTF427SC	12	JTR808SC	JTA808BLK	49	520	114
125	Suzuki	RM125 V,W,X	97-99	JTF427	JTF427SC	12	JTR808SC	JTA808BLK	50	520	114
125	Suzuki	RM125 Y,K1,K2,K3,K4,K5	00-05	JTF427	JTF427SC	12	JTR808SC	JTA808BLK	49	520	114
125	Suzuki	RM125 K5 USA	05	JTF427	JTF427SC	12	JTR808SC	JTA808BLK	50	520	114
125	Suzuki	RM125 K6,K7,K8,K9,L0,L1	06-11	JTF427	JTF427SC	12	JTR808SC	JTA808BLK	51	520	114
125	Suzuki	RM125 L2	12	JTF427	JTF427SC	12	JTR808SC	JTA808BLK	51	520	114

CC	Make	Model	Year	Front Sprocket			Rear Sprocket			Chain		
				Normal	Special	T	Steel	RaceLite Aluminium	T	Pitch	Length	
125	Suzuki	TM125 K,L,M	USA	73-75	JTF1263		15	JTR809		61	428	124
175	Suzuki	PE175 C,N		78-79	JTF427	JTF427SC	12	JTR822	JTA822BLK	48	520	106
175	Suzuki	PE175 T,X		80-81	JTF427	JTF427SC	12	JTR1785		48	520	106
175	Suzuki	PE175 Z,D,E		82-84	JTF427	JTF427SC	12	JTR1785		48	520	110
175	Suzuki	RS175 T,X,Z	USA	80-82	JTF427	JTF427SC	12	JTR808	JTA808BLK	46	520	106
185	Suzuki	DS185 C,N,T	USA	78-80	JTF422		12	JTR811		39	520	102
250	Suzuki	DR250 L,M,N,P Off Road		90-93	JTF432	JTF432SC	13	JTR808SC	JTA808BLK	49	520	110
250	Suzuki	DR250 SE-P,R,S Off Road		93-95	JTF432	JTF432SC	14	JTR822	JTA822BLK	42	520	108
250	Suzuki	DR250 SE-P,R Off Road	Australia	93-94	JTF432	JTF432SC	14	JTR822	JTA822BLK	47	520	108
250	Suzuki	PE250 N		78-79	JTF431		14	JTR822	JTA822BLK	52	520	108
250	Suzuki	PE250 T,X,Z,D		80-82	JTF431		14	JTR1786		52	520	110
250	Suzuki	RM250 A,B,C,C2	USA	76-78	JTF431		13			50	520	108
250	Suzuki	RM250 N,T		79-80	JTF431		14	JTR822	JTA822BLK	50	520	108
250	Suzuki	RM250 X		81	JTF431		14	JTR808SC	JTA808BLK	50	520	114
250	Suzuki	RM250 Z		82	JTF432	JTF432SC	14	JTR808SC	JTA808BLK	49	520	114
250	Suzuki	RM250 D		83	JTF432	JTF432SC	14	JTR808SC	JTA808BLK	50	520	116
250	Suzuki	RM250 E,F,G		84-86	JTF432	JTF432SC	14	JTR828		50	520	116
250	Suzuki	RM250 H,J		87-88	JTF432	JTF432SC	13	JTR808SC	JTA808BLK	50	520	116
250	Suzuki	RM250 K,L,M,N,P,R,S,T,V		89-97	JTF432	JTF432SC	13	JTR808SC	JTA808BLK	49	520	116
250	Suzuki	RM250 W		98	JTF432	JTF432SC	13	JTR808SC	JTA808BLK	50	520	114
250	Suzuki	RM250 X		99	JTF432	JTF432SC	13	JTR808SC	JTA808BLK	49	520	114
250	Suzuki	RM250 Y,K1,K2,K3		00-03	JTF432	JTF432SC	13	JTR808SC	JTA808BLK	48	520	114
250	Suzuki	RM250 K1/K2/K3	USA	01-03	JTF432	JTF432SC	13	JTR808SC	JTA808BLK	49	520	114
250	Suzuki	RM250 K4,K5,K6,K7,K8,K9,L0,L1		04-11	JTF432	JTF432SC	13	JTR808SC	JTA808BLK	50	520	114
250	Suzuki	RM250 L2		12	JTF432	JTF432SC	13	JTR808SC	JTA808BLK	50	520	114
250	Suzuki	RMX250 K,L,M,N,P,R,S,T,V,W,X,Y,K1		89-01	JTF432	JTF432SC	13	JTR808SC	JTA808BLK	50	520	114
250	Suzuki	RM-Z250 K4,K5,K6		04-06	JTF430		13	JTR460SC	JTA460BLK	48	520	114
250	Suzuki	RM-Z250 K6	USA	06	JTF430		13	JTR460	JTA460BLK	46	520	114
250	Suzuki	RM-Z250 K7	USA	07	JTF427	JTF427SC	12	JTR808SC	JTA808BLK	50	520	112
250	Suzuki	RM-Z250 K7,K8,K9		07-09	JTF427	JTF427SC	12	JTR808SC	JTA808BLK	48	520	112
250	Suzuki	RM-Z250 L0,L1,L2		10-12	JTF427	JTF427SC	13	JTR808SC	JTA808BLK	49	520	114
250	Suzuki	RM-Z250 L3,L4,L5		13-15	JTF1442	JTF1442SC	13	JTR808SC	JTA808BLK	49	520	114
250	Suzuki	RM-Z250 L6,L7,L8,L9,M0		16-20	JTF1442	JTF1442SC	13	JTR808SC	JTA808BLK	49	520	114
250	Suzuki	RM-Z250 M1,M2,M3,M4		21-24	JTF1442	JTF1442SC	13	JTR808SC	JTA808BLK	50	520	114
250	Suzuki	RS250 T/X	USA	80-81	JTF431		13	JTR822	JTA822BLK	52	520	110
250	Suzuki	TM250 J/K/L/M	USA	72-75	JTF419		15	JTR813		45	525	100
350	Suzuki	DR350 L,M,N,P (Off Road Version)		90-93	JTF432	JTF432SC	14	JTR808SC	JTA808BLK	47	520	110
350	Suzuki	DR350 R,S,T,V,W,X (Off Road Version)		94-99	JTF432	JTF432SC	15	JTR808	JTA808BLK	44	520	110
370	Suzuki	RM370 A/B	USA	76-77	JTF431		13			50	520	108
400	Suzuki	DR-Z400 E-K1,K2,K3,K4,K5,K6,K7		00-07	JTF432	JTF432SC	14	JTR808SC	JTA808BLK	47	520	112
400	Suzuki	PE400 T/X	USA	80-81	JTF431		15	JTR1786		46	520	108
400	Suzuki	RM400		78	JTF431		14	JTR822	JTA822BLK	50	520	108
400	Suzuki	RM400 N,T		79-80	JTF431		14	JTR822	JTA822BLK	49	520	110
400	Suzuki	TM400 R,J,K,L,M	USA	71-75	JTF419		15	JTR813		40	525	102
450	Suzuki	RMX450Z L0-L9		10-19	JTF1441	JTF1441SC	13	JTR808SC	JTA808BLK	51	520	114
450	Suzuki	RM-Z450 K5,K6,K7		05-07	JTF1441	JTF1441SC	14	JTR808SC	JTA808BLK	49	520	116
450	Suzuki	RM-Z450 K8,K9,L0,L1,L2		08-12	JTF1441	JTF1441SC	13	JTR808SC	JTA808BLK	50	520	114
450	Suzuki	RM-Z450 L3,L4		13-14	JTF1443	JTF1443SC	13	JTR808SC	JTA808BLK	50	520	114
450	Suzuki	RM-Z450 L5,L6,L7,L8,L9,M0-M4		15-24	JTF1443	JTF1443SC	13	JTR808SC	JTA808BLK	50	520	114
465	Suzuki	RM465 X		81	JTF1450		14	JTR828		48	520	112
465	Suzuki	RM465 Z		82	JTF1450		14	JTR828		47	520	112
500	Suzuki	DR500 Z,D Off Road Enduro	Australia	83-84	JTF434		14	JTR1825		46	520	106
500	Suzuki	RM500 D,E		83-84	JTF1450		14	JTR828		46	520	116

Thumpstar Pit Bikes

100	Thumpstar	Thumpstar Pit Bikes ALL Models 100cc+		JTF259		15	JTR1080		39	428	
-----	-----------	---------------------------------------	--	--------	--	----	---------	--	----	-----	--

Triumph Off Road Bikes

250	Triumph	TF250 X	24			13	JTR897	JTA897BLK	48	520	
-----	---------	---------	----	--	--	----	--------	-----------	----	-----	--

Black (BLK) is the standard colour for all RaceLite 7075-T6 aluminium rear sprockets. See page 124 for full alternative colour options

CC	Make	Model	Year	Front Sprocket			Rear Sprocket			Chain	
				Normal	Special	T	Steel	RaceLite Aluminium	T	Pitch	Length
X-Sport Pit Bikes											
100	X-Sport	X-Sport Pit Bikes ALL Models 100cc+		JTF259		15	JTR1080		39	428	
Yamaha Off Road Bikes											
50	Yamaha	TT-R50 E-V,W,X,Y,Z,A,B,D,E,F,G,H,J,K,L,M	06-21	JTF546		13	JTR834		37	420	80
50	Yamaha	TT-R50 E-N,P,R	22-24	JTF546		13	JTR834		37	420	80
50	Yamaha	YZ50 G	80	JTF563		12			45	420	90
60	Yamaha	YZ60 H	81	JTF546		12			42	420	98
60	Yamaha	YZ60 J,K,L	82-84	JTF546		13			42	420	98
65	Yamaha	YZ65 J,K,L,M	18-21	JTF1558		14	JTR1798		47	420	114
65	Yamaha	YZ65 N,P	22-23	JTF1558		14	JTR1798		47	420	114
65	Yamaha	YZ65 R	24	JTF1558		14	JTR1798		47	420	114
80	Yamaha	BW80 S,T,U USA	86-88	JTF546		15	JTR834		32	420	90
80	Yamaha	BW80 A USA	90	JTF546		15	JTR834		32	420	90
80	Yamaha	GT MX D,E,F USA	77-79	JTF563		14	JTR832		41	420	106
80	Yamaha	MX80 G,H,J USA	80-82	JTF563		14	JTR832		41	420	92
80	Yamaha	PW80 K,N Y-Zinger	83-85	JTF546		15	JTR834		32	420	84
80	Yamaha	PW80 B,D,E,F,G,H,J,K,L,M,N,P,R,S Y-Zinger	91-04	JTF546		15	JTR834		32	420	84
80	Yamaha	PW80 T,V	05-06	JTF546		15	JTR834		32	420	84
80	Yamaha	TY80		JTF563		12	JTR832		41	420	106
80	Yamaha	YZ80 A,B,C,D USA	74-77	JTF563		13	JTR832		48	420	104
80	Yamaha	YZ80 E,F	78-79	JTF428		14			51	428	108
80	Yamaha	YZ80 G	80	JTF428		14	JTR1842		51	428	108
80	Yamaha	YZ80 H,J	81-82	JTF416		13	JTR1842		44	428	110
80	Yamaha	YZ80 H/J USA	81-82	JTF1263		13	JTR1842		44	428	108
80	Yamaha	YZ80 K	83	JTF1263		12	JTR1842		42	428	110
80	Yamaha	YZ80 L	84	JTF416		15	JTR831	JTA831BLK	46	428	114
80	Yamaha	YZ80 L USA	84	JTF1263		15	JTR831	JTA831BLK	46	428	114
80	Yamaha	YZ80 N	85	JTF416		14	JTR831	JTA831BLK	48	428	112
80	Yamaha	YZ80 N USA	85	JTF1263		14	JTR831	JTA831BLK	48	428	112
80	Yamaha	YZ80 S,T,U,W,A,B,D	86-92	JTF416		14	JTR831	JTA831BLK	46	428	112
80	Yamaha	YZ80 S,T,U,W,A,B,D USA	86-92	JTF1263		14	JTR831	JTA831BLK	46	428	112
80	Yamaha	YZ80 E,F,G,H,J,K,L,M,N	93-01	JTF416		14	JTR798	JTA798BLK	47	428	118
80	Yamaha	YZ80 E,F,G,H,J,K,L,M,N USA	93-01	JTF1263		14	JTR798	JTA798BLK	47	428	118
80	Yamaha	YZ80 F,G,H,J,K,L,M,N Large Wheel	94-01	JTF416		13	JTR798	JTA798BLK	47	428	118
85	Yamaha	YZ85 P,R,S,T,V,W,X,Y,Z,A,B,D,E,F,G,H,J	02-18	JTF558		14	JTR798	JTA798BLK	47	428	118
85	Yamaha	YZ85 K,L,M,N,P	19-23	JTF558		14	JTR798	JTA798BLK	46	428	118
85	Yamaha	YZ85 R2	24	JTF558		14	JTR798	JTA798BLK	46	428	118
85	Yamaha	YZ85 P,R,S,T,V,W,X,Y,Z,A,B,D,E,F,G,H,J Large Wheel	02-18	JTF558		14	JTR798	JTA798BLK	52	428	124
85	Yamaha	YZ85 K,L,M,N LW	19-22	JTF558		14	JTR798	JTA798BLK	51	428	124
85	Yamaha	YZ85 P LW	23	JTF558		14	JTR798	JTA798BLK	51	428	124
85	Yamaha	YZ85 R LW	24	JTF558		14	JTR798	JTA798BLK	51	428	124
90	Yamaha	TT-R90 SHNJ	00-04	JTF546		14	JTR834		35	420	86
90	Yamaha	TT-R90 E	04-07	JTF546		14	JTR834		35	420	86
100	Yamaha	MX100 A,B,C,D,E USA	74-78	JTF1263		14	JTR838		52	428	110
100	Yamaha	MX100 F,G,H,J,K USA	79-83	JTF546		14	JTR834		48	420	104
100	Yamaha	RT100 A,D,E,F,G,H,J,K,L,M	90-00	JTF546		14	JTR834		48	420	104
100	Yamaha	YZ100 C,D	76-77	JTF422		12	JTR845		40	520	98
100	Yamaha	YZ100 E,F	78-79	JTF422		12	JTR845		43	520	98
100	Yamaha	YZ100 G,H	80-81	JTF422		12	JTR845		45	520	100
100	Yamaha	YZ100 J,K	82-83	JTF422		12	JTR853	JTA853BLK	50	520	106
110	Yamaha	TT-R110 E	08-24	JTF546		14	JTR834		35	420	90
125	Yamaha	IT125 G,H USA	80-81	JTF422		12	JTR845		46	520	100
125	Yamaha	MX125 A,B,C USA	74-76	JTF1263		14			47	428	114
125	Yamaha	TT-R125	00-01	JTF548		13	JTR833		49	428	116
125	Yamaha	TT-R125 LW	00-01	JTF548		13	JTR833		54	428	116
125	Yamaha	TT-R125 SHPP	02-04	JTF548		13	JTR1843		49	428	116
125	Yamaha	TT-R125 E	05-10	JTF548		13	JTR1843		49	428	116

CC	Make	Model	Year	Front Sprocket			Rear Sprocket			Chain		
				Normal	Special	T	Steel	RaceLite Aluminium	T	Pitch	Length	
125	Yamaha	TT-R125 LW	5HPH/M	02-04	JTF548		13	JTR1843		54	428	122
125	Yamaha	TT-R125 L LE,LW,LWE	19C,2PT	05-21	JTF548		13	JTR1843		54	428	122
125	Yamaha	TT-R125 LEN,LEP		22-23	JTF548		13	JTR1843		54	428	122
125	Yamaha	TT-R125 LER1		24	JTF548		13	JTR1843		54	428	122
125	Yamaha	TY125		89	JTF416		13	JTR1842		52	428	120
125	Yamaha	YZ125 A/B/C	USA	74-75	JTF1263		15			47	428	112
125	Yamaha	YZ125 C	USA	76	JTF1263		14			45	428	112
125	Yamaha	YZ125 D		77	JTF422		12	JTR845		49	520	98
125	Yamaha	YZ125 E,F		78-79	JTF422		12	JTR845		51	520	104
125	Yamaha	YZ125 G		80	JTF422		12	JTR853	JTA853BLK	48	520	102
125	Yamaha	YZ125 H,J		81-82	JTF422		12	JTR853	JTA853BLK	46	520	104
125	Yamaha	YZ125 K		83	JTF422		12	JTR853	JTA853BLK	48	520	106
125	Yamaha	YZ125 L		84	JTF422		12	JTR853	JTA853BLK	50	520	112
125	Yamaha	YZ125 N		85	JTF422		12	JTR853	JTA853BLK	50	520	114
125	Yamaha	YZ125 S		86	JTF422		13	JTR853	JTA853BLK	50	520	112
125	Yamaha	YZ125 T		87	JTF564		13	JTR853	JTA853BLK	50	520	112
125	Yamaha	YZ125 U		88	JTF564		13	JTR853	JTA853BLK	49	520	112
125	Yamaha	YZ125 W,A,B,D		89-92	JTF564		13	JTR853	JTA853BLK	51	520	116
125	Yamaha	YZ125 E,F,G,H		93-96	JTF564		13	JTR853	JTA853BLK	50	520	116
125	Yamaha	YZ125 J,K		97-98	JTF564		13	JTR853	JTA853BLK	48	520	112
125	Yamaha	YZ125 L,M,N		99-01	JTF564		13	JTR251SC	JTA251BLK	48	520	112
125	Yamaha	YZ125 P,R,S	5XE2	02-04	JTF564		13	JTR251SC	JTA251BLK	49	520	112
125	Yamaha	YZ125 T,V,W,X,Y,Z,A1,B,D2,E2,F2,G2,H2,J2,K2		05-19	JTF1590	JTF1590SC	13	JTR251SC	JTA251BLK	48	520	112
125	Yamaha	YZ125 L2,M2		20-21	JTF1590	JTF1590SC	13	JTR251SC	JTA251BLK	48	520	112
125	Yamaha	YZ125 N2L		22	JTF1590	JTF1590SC	13	JTR251SC	JTA251BLK	49	520	112
125	Yamaha	YZ125 P2L		23	JTF1590	JTF1590SC	13	JTR251SC	JTA251BLK	49	520	112
125	Yamaha	YZ125 RL		24	JTF1590	JTF1590SC	13	JTR251SC	JTA251BLK	49	520	112
125	Yamaha	YZ125 RSE 50th Anniversary Ed.		24	JTF1590	JTF1590SC	13	JTR251SC	JTA251BLK	49	520	112
125	Yamaha	YZ125 X-L,M		20-21	JTF1590	JTF1590SC	13	JTR251SC	JTA251BLK	50	520	114
125	Yamaha	YZ125 X-L,N,P		22-23	JTF1590	JTF1590SC	13	JTR251SC	JTA251BLK	50	520	114
125	Yamaha	YZ125 X-R		24	JTF1590	JTF1590SC	13	JTR251SC	JTA251BLK	50	520	114
175	Yamaha	IT175 D,E,F		77-79	JTF422		12	JTR845		41	520	96
175	Yamaha	IT175 G,H,J		80-82	JTF422		12	JTR853	JTA853BLK	44	520	100
175	Yamaha	IT175 K		83	JTF422		12	JTR853	JTA853BLK	44	520	104
175	Yamaha	MX175 A,B	USA	74-75	JTF1263		14	JTR1842		47	428	118
175	Yamaha	MX175 F,G,H	USA	77-81	JTF1263		14	JTR1842		49	428	118
175	Yamaha	TY175			JTF416		13	JTR1842		51	428	
175	Yamaha	YZ175	USA	76	JTF422		12	JTR845		44	520	96
180	Yamaha	RT180 A,B,D,E,G,H,J,K		90-98	JTF1263		14	JTR843		51	428	122
200	Yamaha	BW200 N,S,T,U		85-88	JTF422		14	JTR1845		37	520	
200	Yamaha	IT200 L,N,S		84-86	JTF422		12	JTR853	JTA853BLK	44	520	106
200	Yamaha	WR200 R B,D,E		91-93	JTF564		13	JTR853	JTA853BLK	52	520	
225	Yamaha	TT-R225 L,M,N,P,R		99-04	JTF555		15			58	428	128
230	Yamaha	TT-R230 T,V,W,X,Y,Z,A,B,D,E,F,G,H,J,K,L		05-20	JTF1554		13	JTR251SC	JTA251BLK	49	520	106
230	Yamaha	TT-R230 M,N,P		21-23	JTF1554		13	JTR251SC	JTA251BLK	49	520	106
230	Yamaha	TT-R230 R		24	JTF1554		13	JTR251SC	JTA251BLK	49	520	106
250	Yamaha	IT250 D,E,F		77-79	JTF569		13	JTR853	JTA853BLK	46	520	106
250	Yamaha	IT250 H,J		81-82	JTF569		14	JTR853	JTA853BLK	50	520	108
250	Yamaha	IT250 K,L		83-84	JTF569		13	JTR853	JTA853BLK	48	520	112
250	Yamaha	MX250 B		75-76	JTF569		13	JTR853	JTA853BLK	50	520	106
250	Yamaha	TT250 G,H,J		80-82	JTF569		14	JTR845		49	520	100
250	Yamaha	TT250 S,T,W,A,B		89-92	JTF575		14	JTR853	JTA853BLK	50	520	100
250	Yamaha	TT250 R		93-95	JTF583		14	JTR853	JTA853BLK	43	520	106
250	Yamaha	TT250 R	France	95-96			14	JTR853	JTA853BLK	44	520	106
250	Yamaha	TT250 R		96-98	JTF583		14	JTR853	JTA853BLK	44	520	106
250	Yamaha	TT250 R LW		99-00	JTF583		14	JTR853	JTA853BLK	54	520	122
250	Yamaha	TT250 R	4PXA,4PX9	03-04	JTF583		14	JTR853	JTA853BLK	44	520	106

Black (BLK) is the standard colour for all RaceLite 7075-T6 aluminium rear sprockets. See page 124 for full alternative colour options

CC	Make	Model	Year	Front Sprocket			Rear Sprocket			Chain	
				Normal	Special	T	Steel	RaceLite Aluminium	T	Pitch	Length
250	Yamaha	TY250/300 S (Monoshock)	84-90	JTF569		10			42	520	
250	Yamaha	TY250/300 R (Monoshock)	84-90	JTF569		10			35	520	
250	Yamaha	TYZ250	93	JTF569		10			39	520	98
250	Yamaha	WR250 V	89	JTF569		14	JTR853	JTA853BLK	49	520	114
250	Yamaha	WR250 A	90	JTF569		14	JTR853	JTA853BLK	51	520	116
250	Yamaha	WR250 ZB,ZD	91-92	JTF569		14	JTR853	JTA853BLK	52	520	116
250	Yamaha	WR250 ZE	93	JTF569		14	JTR853	JTA853BLK	51	520	116
250	Yamaha	WR250 ZF	94	JTF569		14	JTR853	JTA853BLK	52	520	116
250	Yamaha	WR250 ZG	95	JTF569		15	JTR853	JTA853BLK	52	520	116
250	Yamaha	WR250 ZH	96	JTF569		14	JTR853	JTA853BLK	52	520	116
250	Yamaha	WR250 ZJ	97	JTF569		14	JTR853	JTA853BLK	49	520	112
250	Yamaha	WR250 ZK	98	JTF569		14	JTR853	JTA853BLK	48	520	112
250	Yamaha	WR250 F-L,M	99-00	JTF565	JTF565SC	14	JTR251SC	JTA251BLK	50	520	114
250	Yamaha	WR250 FN (Enduro Version)	01	JTF1590	JTF1590SC	13	JTR251SC	JTA251BLK	50	520	114
250	Yamaha	WR250 F-N,P,R,S,T,V (Off Road Version)	01-06	JTF1590	JTF1590SC	13	JTR245/2	JTA251BLK	52	520	114
250	Yamaha	WR250 F-W,X,Y,Z (Off Road Version)	07-10	JTF1590	JTF1590SC	13	JTR251SC	JTA251BLK	50	520	114
250	Yamaha	WR250 F-Z ,A,B,D,E (Off Road Version)	10-14	JTF1590	JTF1590SC	14	JTR245/2	JTA251BLK	47	520	114
250	Yamaha	WR250 F-F,G,H,I,K,L (Off Road Version)	15-20	JTF1590	JTF1590SC	13	JTR251SC	JTA251BLK	50	520	114
250	Yamaha	WR250 F-M,N,P (Off Road Version)	21-23	JTF1590	JTF1590SC	13	JTR251SC	JTA251BLK	51	520	114
250	Yamaha	WR250 F-R (Off Road Version)	24	JTF1590	JTF1590SC	13	JTR251SC	JTA251BLK	51	520	114
250	Yamaha	WR250 F-A,B,D,E,F,G,H,J (Off Road Version)	USA 11-19	JTF1590	JTF1590SC	13	JTR251SC	JTA251BLK	50	520	114
250	Yamaha	WR250 F-L (Off Road Version)	USA 20	JTF1590	JTF1590SC	13	JTR251SC	JTA251BLK	51	520	114
250	Yamaha	WR250 F-M,N,P,R (Off Road Version)	USA 21-24	JTF1590	JTF1590SC	13	JTR251SC	JTA251BLK	51	520	114
250	Yamaha	WR250 R-X,Y,Z,A,B,D,E,F,G,H,I,K,L	08-20	JTF1590	JTF1590SC	13	JTR245/2		43	520	108
250	Yamaha	WR250 X-X,Y,A,B,D,E,F 3206/C	08-15	JTF1590	JTF1590SC	13	JTR245/2		42	520	108
250	Yamaha	YZZ250 D,E	77-78	JTF569		14	JTR853	JTA853BLK	50	520	106
250	Yamaha	YZZ250 F	79	JTF569		14	JTR853	JTA853BLK	48	520	108
250	Yamaha	YZZ250 G	80	JTF569		14	JTR853	JTA853BLK	48	520	106
250	Yamaha	YZZ250 H	81	JTF569		14	JTR853	JTA853BLK	48	520	110
250	Yamaha	YZZ250 J,K,L	82-84	JTF569		13	JTR853	JTA853BLK	48	520	112
250	Yamaha	YZZ250 N,S	85-86	JTF569		14	JTR853	JTA853BLK	50	520	114
250	Yamaha	YZZ250 T,U,W	87-89	JTF569		14	JTR853	JTA853BLK	49	520	114
250	Yamaha	YZZ250 A,B	90-91	JTF569		14	JTR853	JTA853BLK	51	520	116
250	Yamaha	YZZ250 D	92	JTF569		14	JTR853	JTA853BLK	49	520	116
250	Yamaha	YZZ250 E	93	JTF569		14	JTR853	JTA853BLK	51	520	116
250	Yamaha	YZZ250 F,G,H,J	94-97	JTF569		13	JTR853	JTA853BLK	49	520	114
250	Yamaha	YZZ250 K 5DJ	98	JTF569		13	JTR853	JTA853BLK	50	520	114
250	Yamaha	YZZ250 K 5DJ USA	98	JTF569		14	JTR853	JTA853BLK	50	520	114
250	Yamaha	YZZ250 L,M,N	99-01	JTF565	JTF565SC	14	JTR251SC	JTA251BLK	50	520	114
250	Yamaha	YZZ250 P,R,S	02-04	JTF565	JTF565SC	14	JTR251SC	JTA251BLK	49	520	114
250	Yamaha	YZZ250 R,S USA	03-04	JTF565	JTF565SC	14	JTR251SC	JTA251BLK	50	520	114
250	Yamaha	YZZ250 T,V,W,X,Y,Z,A1,B1,D2,E2,F2,G2,H2,J2,K2	05-19	JTF565	JTF565SC	14	JTR251SC	JTA251BLK	50	520	114
250	Yamaha	YZZ250 L2,M2	20-21	JTF565	JTF565SC	14	JTR251SC	JTA251BLK	50	520	114
250	Yamaha	YZZ250 N2	22	JTF565	JTF565SC	14	JTR251SC	JTA251BLK	50	520	114
250	Yamaha	YZZ250 N2ME Monster	22	JTF565	JTF565SC	14	JTR251SC	JTA251BLK	50	520	114
250	Yamaha	YZZ250 P2	23	JTF565	JTF565SC	14	JTR251SC	JTA251BLK	50	520	114
250	Yamaha	YZZ250 R	24	JTF565	JTF565SC	14	JTR251SC	JTA251BLK	50	520	114
250	Yamaha	YZZ250 RSE 50th Anniversary Edition	24	JTF565	JTF565SC	14	JTR251SC	JTA251BLK	50	520	114
250	Yamaha	YZZ250 F-N,P,R,S (4-Stroke)	01-04	JTF1590	JTF1590SC	13	JTR251SC	JTA251BLK	48	520	112
250	Yamaha	YZZ250 F-T,V,W,X,Y (4-Stroke)	05-09	JTF1590	JTF1590SC	13	JTR251SC	JTA251BLK	49	520	112
250	Yamaha	YZZ250 F-Z,A,B,D 1706/7/8	10-13	JTF1590	JTF1590SC	13	JTR251SC	JTA251BLK	51	520	114
250	Yamaha	YZZ250 F-E,F,G,H,I,K,L,M 15M	14-21	JTF1590	JTF1590SC	13	JTR251SC	JTA251BLK	50	520	114
250	Yamaha	YZZ250 F-N,P (4-Stroke)	22-23	JTF1590	JTF1590SC	13	JTR251SC	JTA251BLK	50	520	114

CC	Make	Model	Year	Front Sprocket			Rear Sprocket			Chain	
				Normal	Special	T	Steel	RaceLite Aluminium	T	Pitch	Length
250	Yamaha	YZ250 F-R	24	JTF1590	JTF1590SC	13	JTR251SC	JTA251BLK	50	520	114
250	Yamaha	YZ250 F-RSE 50th Anniversary Edition	24	JTF1590	JTF1590SC	13	JTR251SC	JTA251BLK	50	520	114
250	Yamaha	YZ250 F-G 60th Anniversary Edition	16	JTF1590	JTF1590SC	13	JTR251SC	JTA251BLK	50	520	114
250	Yamaha	YZ250 F-Z,A 17D5 USA	11	JTF1590	JTF1590SC	13	JTR251SC	JTA251BLK	49	520	112
250	Yamaha	YZ250 F-B,D,E,F,G,H,K,L,M USA	12-21	JTF1590	JTF1590SC	13	JTR251SC	JTA251BLK	50	520	114
250	Yamaha	YZ250 F-NL,P2L,RL USA	22-24	JTF1590	JTF1590SC	13	JTR251SC	JTA251BLK	50	520	114
250	Yamaha	YZ250 FMME Monster	21	JTF1590	JTF1590SC	13	JTR251SC	JTA251BLK	50	520	114
250	Yamaha	YZ250 FNME Monster	22	JTF1590	JTF1590SC	13	JTR251SC	JTA251BLK	50	520	114
250	Yamaha	YZ250 FX-F,G,H,J,K,L1,M USA	15-21	JTF1590	JTF1590SC	13	JTR251SC	JTA251BLK	51	520	114
250	Yamaha	YZ250 FX-N,P USA	22-23	JTF1590	JTF1590SC	13	JTR251SC	JTA251BLK	51	520	114
250	Yamaha	YZ250 FX-R	24	JTF1590	JTF1590SC	13	JTR251SC	JTA251BLK	51	520	114
250	Yamaha	YZ250 X-G,H,J,K,L,M USA	16-21	JTF565	JTF565SC	14	JTR251SC	JTA251BLK	50	520	114
250	Yamaha	YZ250 X-N,P USA	22-23	JTF565	JTF565SC	14	JTR251SC	JTA251BLK	50	520	114
250	Yamaha	YZ250 X-R	24	JTF565	JTF565SC	14	JTR251SC	JTA251BLK	50	520	114
350	Yamaha	BW350 T USA	87	JTF422		13			37	520	76
350	Yamaha	BW350 U USA	88	JTF422		14			37	520	76
350	Yamaha	TT350 S,T,W,A,B	86-92	JTF575		14	JTR853	JTA853BLK	50	520	108
350	Yamaha	TY350 N USA	85	JTF569		12			42	520	96
350	Yamaha	TY350 S USA	86	JTF569		10			35	520	92
400	Yamaha	IT400 D,E,F	77-79	JTF569		14	JTR853	JTA853BLK	46	520	106
400	Yamaha	MX400 B USA	75	JTF565	JTF565SC	14	JTR853	JTA853BLK	50	520	106
400	Yamaha	YZ400 D,E,F	77-79	JTF569		14	JTR853	JTA853BLK	48	520	108
400	Yamaha	YZ400 F-K 5BE	98	JTF565	JTF565SC	14	JTR853	JTA853BLK	49	520	114
400	Yamaha	YZ400 F-L	99	JTF565	JTF565SC	14	JTR251SC	JTA251BLK	49	520	114
400	Yamaha	WR400 F-K	98	JTF565	JTF565SC	14	JTR853	JTA853BLK	52	520	114
400	Yamaha	WR400 F-L,M,N	99-01	JTF565	JTF565SC	14	JTR251SC	JTA251BLK	50	520	114
426	Yamaha	YZ426 F-M,N,P	00-02	JTF565	JTF565SC	14	JTR251SC	JTA251BLK	48	520	114
426	Yamaha	WR426 F-N,P	01-02	JTF565	JTF565SC	14	JTR251SC	JTA251BLK	50	520	114
450	Yamaha	WR450 F-R,S,T,V 5TJ6	03-06	JTF565	JTF565SC	14	JTR251SC	JTA251BLK	50	520	114
450	Yamaha	WR450 F-W,X,Y	07-09	JTF565	JTF565SC	13	JTR251SC	JTA251BLK	50	520	114
450	Yamaha	WR450 F-Z,A 5TJV,1HB Europe	10-11	JTF565	JTF565SC	14	JTR245/2	JTA251BLK	47	520	114
450	Yamaha	WR450 F-B,D,E,F,G 1DX Europe	12-16	JTF565	JTF565SC	14	JTR245/2	JTA251BLK	47	520	114
450	Yamaha	WR450 5TJU/W USA	10-19	JTF565	JTF565SC	13	JTR251SC	JTA251BLK	50	520	114
450	Yamaha	F-Z,A,B,D,E,F,G,H,J,K									
450	Yamaha	WR450 F-L USA	20	JTF565	JTF565SC	13	JTR251SC	JTA251BLK	50	520	114
450	Yamaha	WR450 F-M	21	JTF565	JTF565SC	13	JTR251SC	JTA251BLK	50	520	114
450	Yamaha	WR450 F-N,P	22-23	JTF565	JTF565SC	13	JTR251SC	JTA251BLK	50	520	114
450	Yamaha	WR450 F-R	24	JTF565	JTF565SC	13	JTR251SC	JTA251BLK	50	520	114
450	Yamaha	YZ450 F-R,S 5XD2	03-04	JTF565	JTF565SC	14	JTR251SC	JTA251BLK	48	520	114
450	Yamaha	YZ450 F-T,V	05-06	JTF565	JTF565SC	14	JTR251SC	JTA251BLK	51	520	114
450	Yamaha	YZ450 33D	07-14	JTF565	JTF565SC	13	JTR251SC	JTA251BLK	49	520	114
450	Yamaha	F-W,X,Y,Z,A,B,D,E									
450	Yamaha	YZ450 F-F,G,H,J,K 1SL	15-19	JTF565	JTF565SC	13	JTR251SC	JTA251BLK	48	520	114
450	Yamaha	YZ450 F-L,M	20-21	JTF565	JTF565SC	13	JTR251SC	JTA251BLK	49	520	114
450	Yamaha	YZ450 F-N	22	JTF565	JTF565SC	13	JTR251SC	JTA251BLK	49	520	114
450	Yamaha	YZ450 F-P	23	JTF565	JTF565SC	13	JTR251SC	JTA251BLK	49	520	114
450	Yamaha	YZ450 F-R	24	JTF565	JTF565SC	13	JTR251SC	JTA251BLK	49	520	114
450	Yamaha	YZ450 F-RSE 50th Anniversary Ed.	24	JTF565	JTF565SC	13	JTR251SC	JTA251BLK	49	520	114
450	Yamaha	YZ450 F-MME Monster	21	JTF565	JTF565SC	13	JTR251SC	JTA251BLK	49	520	114
450	Yamaha	YZ450 F-NME Monster	22	JTF565	JTF565SC	13	JTR251SC	JTA251BLK	49	520	114
450	Yamaha	YZ450 F-PME Monster	23	JTF565	JTF565SC	13	JTR251SC	JTA251BLK	49	520	114
450	Yamaha	YZ450 F-G 60th Anniversary Edition	16	JTF565	JTF565SC	13	JTR251SC	JTA251BLK	48	520	114
450	Yamaha	YZ450 F-B,D USA	12-13	JTF565	JTF565SC	13	JTR251SC	JTA251BLK	48	520	114
450	Yamaha	YZ450 F-E USA	14	JTF565	JTF565SC	13	JTR251SC	JTA251BLK	49	520	114
450	Yamaha	YZ450 F-F,G,H,J USA	15-18	JTF565	JTF565SC	13	JTR251SC	JTA251BLK	48	520	114
450	Yamaha	YZ450 F-K,L,M USA	19-21	JTF565	JTF565SC	13	JTR251SC	JTA251BLK	49	520	114
450	Yamaha	YZ450 F-NL,P2L,RL USA	22-24	JTF565	JTF565SC	13	JTR251SC	JTA251BLK	49	520	114
450	Yamaha	YZ450 FMME Monster USA	21	JTF565	JTF565SC	13	JTR251SC	JTA251BLK	49	520	114

Black (BLK) is the standard colour for all RaceLite 7075-T6 aluminium rear sprockets. See page 124 for full alternative colour options

CC	Make	Model	Year	Front Sprocket			Rear Sprocket			Chain		
				Normal	Special	T	Steel	RaceLite Aluminium	T	Pitch	Length	
450	Yamaha	YZ450 FNME Monster	USA	22	JTF565	JTF565SC	13	JTR251SC	JTA251BLK	49	520	114
450	Yamaha	YZ450 FPME Monster	USA	22	JTF565	JTF565SC	13	JTR251SC	JTA251BLK	49	520	114
450	Yamaha	YZ450 FX-G,H,J,K,L1,M		16-21	JTF565	JTF565SC	13	JTR251SC	JTA251BLK	50	520	114
450	Yamaha	YZ450 FX-N,P		22-23	JTF565	JTF565SC	13	JTR251SC	JTA251BLK	50	520	114
450	Yamaha	YZ450 FX-R		24	JTF565	JTF565SC	13	JTR251SC	JTA251BLK	50	520	114
465	Yamaha	IT465 H,J		81-82	JTF569		14	JTR853	JTA853BLK	44	520	112
465	Yamaha	YZ465 G		80	JTF569		14	JTR853	JTA853BLK	46	520	108
465	Yamaha	YZ465 H		81	JTF569		14	JTR853	JTA853BLK	50	520	112
490	Yamaha	IT490 K,L		83-84	JTF569		14	JTR853	JTA853BLK	44	520	112
490	Yamaha	YZ490 K,		83	JTF569		14	JTR853	JTA853BLK	48	520	112
490	Yamaha	YZ490 J,L,N,S,T,U,W		82-89	JTF569		14	JTR853	JTA853BLK	50	520	114
500	Yamaha	WR500 ZD		92	JTF569		15	JTR853	JTA853BLK	52	520	118
500	Yamaha	WR500 ZE,ZF		93-94	JTF569		14	JTR853	JTA853BLK	50	520	118

CC	Make	Model	Year	Front Sprocket			Rear Sprocket			Chain	
				Normal	Special	T	Steel	RaceLite Aluminium	T	Pitch	Length
Aeon ATV											
125	AEON	125 Cobra RS Sport	00-03			17	JTR1910		32	520	70
125	AEON	125 Cobra RSII	00-04			17	JTR1910		32	520	72
180	AEON	180 Cobra RS Sport	00-04			17	JTR1910		32	520	70
180	AEON	180 Cobra RSII	00-04			17	JTR1910		32	520	72
180	AEON	180 Cobra Utility	00-04			17	JTR1910		32	520	70
180	AEON	180 Overland	00-06			17	JTR1910		32	520	72
190	AEON	190 Overland	07-09			17	JTR1910		32	520	72
220	AEON	220 Cobra	05-06			13	JTR1910		32	520	86
Bombardier ATV											
200	Bombardier	200 Rally	04-06	JTF402		13			42	520	78
450	Bombardier	450 DS	08	JTF394		14			42	520	102
650	Bombardier	DS650	00-03	JTF3411		16	JTR1420		40	530	
650	Bombardier	DS650	04-05	JTF3411		16	JTR1421		40	530	
650	Bombardier	DS650 Baja	02-03	JTF3411		16	JTR1420		40	530	
650	Bombardier	DS650 Baja	04	JTF3411		16	JTR1421		40	530	
650	Bombardier	DS650 DS	04	JTF3411		16	JTR1421		40	530	
650	Bombardier	DS650 X	04-07	JTF3411		16	JTR1421		40	530	
Derbi ATV											
250	Derbi	250 DXR	04-08	JTF270		14			40	520	94
Honda Three Wheels											
70	Honda	ATC70	76-81	JTF253		14	JTR256		35	420	72
70	Honda	ATC70	82-85	JTF252		13	JTR256		36	420	72
185	Honda	ATC185	80	JTF1325		11			47	520	90
185	Honda	ATC185 S	81-82	JTF1325		11			41	520	82
185	Honda	ATC185 S	83	JTF1325		11			41	520	82
200	Honda	ATC200	81-82	JTF1325		11			47	520	90
200	Honda	ATC200	83	JTF1325		11			47	520	90
200	Honda	ATC200 M	84-85	JTF1325		11			47	520	92
200	Honda	ATC200 S	84-86	JTF1325		11			43	520	84
200	Honda	ATC200 X	83-85	JTF1329		12	JTR1353		40	520	88
200	Honda	ATC200 X	86-87	JTF1352		13	JTR1354		38	520	86
250	Honda	ATC250 R	81-82	JTF1350		13			44	520	84
250	Honda	ATC250 R	83-84	JTF337		13			42	520	90
250	Honda	ATC250 R	85	JTF337		13			39	520	96
250	Honda	ATC250 R	86	JTF337		13	JTR1350	JTA1350BLK	39	520	96
350	Honda	ATC350 X	85	JTF1336		13	JTR1351		40	520	90
350	Honda	ATC350 X	86	JTF1336		13	JTR1352		40	520	90
Honda Four Wheels											
70	Honda	TRX70	86-87	JTF252		13	JTR256		36	420	72
90	Honda	TRX90 Fourtrax	93-08	JTF277		13	JTR1355		50	428	98
90	Honda	TRX90 X	09-12	JTF277		13	JTR1355		50	428	98
90	Honda	TRX90 X	13-19	JTF277		13	JTR1355		50	428	100
125	Honda	TRX125 Fourtrax	87-88			12	JTR1355		48	428	94
200	Honda	TRX200 SX Fourtrax	86-88	JTF1324		12			42	520	80
200	Honda	TRX200 Fourtrax / D Fourtrax Type II	90-97	JTF1324		12	JTR1486		42	520	88
250	Honda	TRX250 R	86-87	JTF337		13	JTR1350	JTA1350BLK	39	520	96
250	Honda	TRX250 R	88-89	JTF337		13	JTR1350	JTA1350BLK	38	520	92
250	Honda	TRX250 X / R	87-92	JTF1352		13	JTR1350	JTA1350BLK	38	520	86
300	Honda	TRX300 EX Fourtrax	93-08	JTF1352		13	JTR1350	JTA1350BLK	38	520	86
300	Honda	TRX300 X	09	JTF1352		13	JTR1350	JTA1350BLK	38	520	86
400	Honda	TRX400 EX Sportrax	99-04	JTF1322		15	JTR1350	JTA1350BLK	38	520	94
400	Honda	TRX400 EX Sportrax	05-08	JTF1309		14	JTR1350	JTA1350BLK	39	520	94
400	Honda	TRX400 X	09-12	JTF1309		14	JTR1350	JTA1350BLK	39	520	94
400	Honda	TRX400 X	13-14	JTF1309		14	JTR1350	JTA1350BLK	39	520	94
450	Honda	TRX450 R	04-05	JTF284	JTF284SC	14	JTR1350	JTA1350BLK	38	520	94

CC	Make	Model	Year	Front Sprocket			Rear Sprocket			Chain	
				Normal	Special	T	Steel	RaceLite Aluminium	T	Pitch	Length
450	Honda	TRX450 R/ER (Elec Start & Kick Start)	06-14	JTF284	JTF284SC	13	JTR1350	JTA1350BLK	38	520	96
700	Honda	TRX700 XX	08-09	JTF284	JTF284SC	14			37	520	
Kawasaki Three Wheels											
110	Kawasaki	KLT110 A1-A3	84-86	JTF1501		12			50	428	100
200	Kawasaki	KLT200 A1,A2,A3	80-82	JTF507		13			50	520	98
200	Kawasaki	KLT200 A4,A4A,B1,C1,C2	83-84	JTF507		13	JTR1411		50	520	98
250	Kawasaki	KLT250 A1,A2	82-83	JTF507		13	JTR1411		50	520	98
250	Kawasaki	KLT250 C1,C2,C3 Prairie	83-85	JTF507		13	JTR1411		50	520	98
250	Kawasaki	KLT250 P1 Police	84	JTF507		13	JTR1411		50	520	98
250	Kawasaki	KXT250 A1,A2 Tecate	84-85	JTF507		13	JTR1478	JTA478BLK	42	520	90
250	Kawasaki	KXT250 B1 Tecate	86	JTF507		13	JTR1412		37	520	94
250	Kawasaki	KXT250 B2 Tecate	87	JTF1502		13	JTR1412		37	520	94
Kawasaki Four Wheels											
50	Kawasaki	KSF50 A1-A3,A6F (KFX50)	03-06	JTF562		10			37	420	78
80	Kawasaki	KSF80 A1-A3,A6F (KFX80)	03-06	JTF1407		10	JTR1795		22	520	36
110	Kawasaki	KLF110 A1,A2,B1,B2 Mojave	87-88	JTF1501		12	JTR1410		50	428	100
250	Kawasaki	KSF250 A1-A18 Mojave	87-04	JTF1503		12	JTR1414		43	520	90
250	Kawasaki	KXF250 A1,A2 Tecate	87-88	JTF569		13	JTR1413		39	520	96
300	Kawasaki	KEF 300 A1-A6,B1-B3 Lakota	95-03	JTF1503		12	JTR1414		43	520	100
400	Kawasaki	KSF400 A1-A3,A6F (KFX400)	03-06	JTF1401		14	JTR1826		40	520	112
450	Kawasaki	KSF450 B8,B9F,BAF,BBF,BCS,BDF,BEF (KFX450 R)	08-14	JTF1536		14	JTR1415		38	520	94
Kreidler ATV											
170	Kreidler	170 Mustang Utility	04-06	04-06	JTF270	14	JTR853	JTA853BLK	40	520	94
KTM Four Wheels											
450	KTM	450 XC	08-12	JTF1901	JTF1901SC	14	JTA881	JTA881BLK	38	520	118
450	KTM	450 SX	09-12	JTF1901	JTF1901SC	14	JTA881	JTA881BLK	38	520	118
505	KTM	505 SX	09-13	JTF1901	JTF1901SC	14	JTA881	JTA881BLK	38	520	118
525	KTM	525 XC	08-13	JTF1901	JTF1901SC	15	JTA881	JTA881BLK	38	520	118
Kymco ATV											
50	Kymco	50 KXR	04-07	JTF259		16			28	428	74
50	Kymco	50 MXer	02-04	JTF327		14	JTR1071		30	520	78
50	Kymco	50 MXer	Germany	02-04	JTF327	15	JTR1071		30	520	78
50	Kymco	50 MXU	04-07	JTF327		14	JTR1071		30	520	78
50	Kymco	50 MXU Reverse	07-15	JTF327		14	JTR1071		30	520	86
50	Kymco	90 KXR	05-07	JTF259		16			28	428	74
50	Kymco	90 Maxxer	05-07	JTF259		16			28	428	74
150	Kymco	150 MXer / MXU	02-15	JTF1041		14	JTR1071		30	520	78
250	Kymco	250 KXR / KXU	02-13	JTF1042		14	JTR1072		38	520	94
250	Kymco	250 MXU	05-15	JTF1042		14	JTR1072		38	520	94
300	Kymco	300 Maxxer	05-16	JTF1042		14	JTR1072		38	520	92

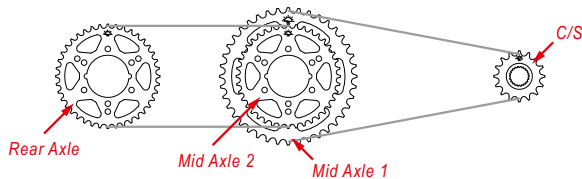
CC	Make	Model	Year	Front Sprocket			Rear Sprocket			Chain		
				Position	Part	T	Position	Part	T	Pitch	Length	
Polaris ATV												
250	Polaris	250 Cyclone		87	C/S	JTF3221	13	Rear	JTR1478	42	520	74
250	Polaris	250 Scrambler		85-86	C/S	JTF3221	13	Rear	JTR1478	42	520	74
250	Polaris	250 Trail Blazer	W7221	90	C/S	JTF3221	13	Rear	JTR1478	42	520	88
250	Polaris	250 Trail Blazer	W7221	91	C/S	JTF3221	13	Rear	JTR1478	34	520	84
250	Polaris	250 Trail Blazer	W7221	92	C/S	JTF3221	11	Rear	JTR1478	34	520	84
250	Polaris	250 Trail Blazer	W7221	93	C/S	JTF3221	11	Rear	JTR1478	38	520	86
250	Polaris	250 Trail Blazer	W7221	94	C/S	JTF3221	11	Rear	JTR1478	40	520	86
250	Polaris	250 Trail Blazer	W7221	95	C/S	JTF3221	12	Rear	JTR1478	42	520	88
250	Polaris	250 Trail Blazer ES		96-99	C/S	JTF3221	12	Rear	JTR1478	42	520	88
250	Polaris	250 Trail Blazer		00	C/S	JTF3221	11	Rear	JTR1478	38	520	
250	Polaris	250 Trail Blazer (built before 7/15/00)		01	C/S	JTF3221	11	Rear	JTR1478	38	520	
250	Polaris	250 Trail Blazer (built after 7/15/00)		01	C/S	JTF3221	11	Rear	JTR1478	36	520	
250	Polaris	250 Trail Blazer		02-03	C/S	JTF3221	11	Rear	JTR1478	36	520	76
250	Polaris	250 Trail Boss	W8527	85-89	C/S	JTF3221	13	Rear	JTR1478	42	520	88
250	Polaris	250 Trail Boss	W8527	90	C/S	JTF3221	13	Rear	JTR1478	38	520	86
250	Polaris	250 Trail Boss	W8527	91-93	C/S	JTF3221	13	Rear	JTR1478	34	520	84
250	Polaris	250 Trail Boss	W8527	94	C/S	JTF3221	11	Rear	JTR1478	40	520	86
250	Polaris	250 Trail Boss	W8527	95-99	C/S	JTF3221	12	Rear	JTR1478	42	520	88
250	Polaris	250 Trail Boss 2 x 4	W7527	85	C/S	JTF3221	13	Rear	JTR1478	38	520	
250	Polaris	250 Trail Boss 2 x 4	W7527	86-87	C/S	JTF3221	13	Rear	JTR1478	42	520	74
250	Polaris	250 Trail Boss 2 x 4	W7527	88-93	C/S	JTF3221	13	Rear	JTR1478	38	520	86
250	Polaris	250 Trail Boss 4 x 4	W8127	87-88	C/S 1 C/S 2 Front Axle Centre 1 Centre 2	JTF3221 JTF3221 JTF3221 JTF3221 JTF3221	12 11 22 11 22	Mid Axle 1	JTR1478	42	520 520 520	74 76 64
250	Polaris	250 Trail Boss 4 x 4		89-92	C/S 1 C/S 2 Front Axle Centre 1 Centre 2	JTF3221 JTF3222 JTF3323 JTF3221 JTF3323	12 11 22 11 22	Mid Axle 1	JTR1478	42	520 520 520	88 70 64
250	Polaris	250 4 x 4		93	C/S 1 C/S 2 Front Axle Centre 1 Centre 2	JTF3221 JTF3222 JTF3323 JTF3221 JTF3323	12 11 22 11 22	Mid Axle 1	JTR1478	42	520 520 520	88 70 64
250	Polaris	250 Big Boss 4 x 6		89	C/S	JTF3221	13	Mid Axle 1 Mid Axle 2 Rear Axle	JTR1478 JTR1478 JTR1478	42 30 30	520 520 520	88 108
250	Polaris	250 Big Boss 4 x 6		90-92	C/S	JTF3221	12	Mid Axle 1 Mid Axle 2 Rear Axle	JTR1478 JTR1478 JTR1478	42 30 30	520 520 520	88 108
250	Polaris	250 Big Boss 6 x 6	W8727	91-92	C/S 1 C/S 2 Front Axle Centre 1 Centre 2	JTF3222 JTF3323 JTF3221 JTF3323	12 11 22 11 24	Mid Axle 1 Mid Axle 2 Rear Axle	JTR1478 JTR1478 JTR1478	42 30 30	520 520 520	88 72 64 108
250	Polaris	250 6 x 6		93	C/S 1 C/S 2 Front Axle Centre 1 Centre 2	JTF3221 JTF3221 JTF3323 JTF3221 JTF3323	12 11 22 11 24	Mid Axle 1 Mid Axle 2 Rear Axle	JTR1478 JTR1478 JTR1478	42 30 30	520 520 520	88 72 64 108
250	Polaris	250 Xplorer 4x4		01-02	C/S	JTF3221	12	Rear	JTR1478	42	520	80
300	Polaris	300 2 x 4	W7530	95-96	C/S	JTF3221	12	Rear	JTR1478	38	520	86
300	Polaris	300 Xpress		96-99	C/S	JTF3221	12	Rear	JTR1478	38	520	86
300	Polaris	300 Xplorer 4 X 4		96-99	C/S 1 C/S 2 Front Axle Centre 1 Centre 2	JTF3221 JTF3222 JTF3323 JTF3221 JTF3323	13 11 22 12 22	Mid Axle 1	JTR1478	40	520 520 520	84 70 64
300	Polaris	300 4 x 4	W8130	94-95	C/S 1 C/S 2 Front Axle Centre 1 Centre 2	JTF3221 JTF3222 JTF3323 JTF3221 JTF3323	13 11 22 12 22	Mid Axle 1	JTR1478	40	520 520 520	84 70 64

CC	Make	Model	Year	Front Sprocket			Rear Sprocket			Chain		
				Position	Part	T	Position	Part	T	Pitch	Length	
300	Polaris	300 6 x 6	94	C/S 1	JTF3221	13	Mid Axle 1	JTR1478	42	520	88	
				C/S 2	JTF3222	11				520	72	
				Front Axle	JTF3323	22	Mid Axle 2	JTR1478	30	520	64	
				Centre 1	JTF3221	11				520	108	
			Centre 2	JTF3323	24	Rear Axle	JTR1478	30				
325	Polaris	325 Trail Boss 2 x 4	W7539	00	C/S	JTF3221	11	Rear	JTR1478	42	520	80
325	Polaris	325 Trail Boss 2 x 4		01-02	C/S	JTF3221	11	Rear	JTR1478	40	520	78
330	Polaris	330 Trail Blazer 2 x 4		08-10	C/S	JTF3221	11	Rear	JTR1478	40	520	78
330	Polaris	330 Trail Boss 2 x 4		03-10	C/S	JTF3221	11	Rear	JTR1478	40	520	78
350	Polaris	350L Trail Boss 2 x 4	W7539	90-93	C/S	JTF3221	13	Rear	JTR1478	34	520	84
350	Polaris	350L Trail Boss 4 x 4	W8139	90-91	C/S 1	JTF3221	12	Mid Axle 1	JTR1478	34	520	84
					C/S 2	JTF3222	11				520	70
					Front Axle	JTF3323	22	Mid Axle 2	JTR1478	30	520	64
					Centre 1	JTF3221	12				520	
			Centre 2	JTF3323	22							
350	Polaris	350L 4 x 4	W8139	92	C/S 1	JTF3221	12	Mid Axle 1	JTR1478	34	520	84
					C/S 2	JTF3222	11				520	70
					Front Axle	JTF3323	22	Mid Axle 2	JTR1478	30	520	64
					Centre 1	JTF3221	12				520	
			Centre 2	JTF3323	22							
350	Polaris	350L 4 x 4	W8139	93	C/S 1	JTF3221	12	Mid Axle 1	JTR1478	34	520	84
					C/S 2	JTF3222	11				520	70
					Front Axle	JTF3323	22	Mid Axle 2	JTR1478	30	520	64
					Centre 1	JTF3221	11				520	
			Centre 2	JTF3323	22							
350	Polaris	350L Trail Boss/Sportsman 4 x 4	W8139	93	C/S 1	JTF3221	12	Mid Axle 1	JTR1478	34	520	84
					C/S 2	JTF3222	11				520	70
					Front Axle	JTF3323	22	Mid Axle 2	JTR1478	30	520	64
					Centre 1	JTF3221	12				520	
			Centre 2	JTF3323	22							
350	Polaris	350L 6 x 6	W8739	93	C/S 1	JTF3221	13	Mid Axle 1	JTR1478	42	520	88
					C/S 2	JTF3222	12				520	70
					Front Axle	JTF3323	22	Mid Axle 2	JTR1478	30	520	64
					Centre 1	JTF3221	12				520	116
			Centre 2	JTF3323	22							
400	Polaris	400L 2 x 4	W7540	94-95	C/S	JTF3221	13	Rear	JTR1478	34	520	84
400	Polaris	400L 2 x 4	W8140	94	C/S	JTF3221	13	Rear	JTR1478	34	520	84
400	Polaris	400L Sport	W8540	94-95	C/S	JTF3221	12	Rear	JTR1478	34	520	84
400	Polaris	400L Sport		96-99	C/S	JTF3221	13	Rear	JTR1478	34	520	84
400	Polaris	400 Xpress 2 x 4		96	C/S	JTF3221	13	Rear	JTR1478	34	520	84
400	Polaris	400L 4 x 4		94	C/S 1	JTF3221	13	Mid Axle 1	JTR1478	34	520	84
					C/S 2	JTF3222	11				520	70
					Front Axle	JTF3323	22	Mid Axle 2	JTR1478	30	520	64
					Centre 1	JTF3221	13				520	
			Centre 2	JTF3323	22							
400	Polaris	400 Scrambler 4 x 4	W7840	95	C/S 1	JTF3222	11	Mid Axle 1	JTR1478	38	520	84
					C/S 2	JTF3222	11				520	70
					Front Axle	JTF3323	22	Mid Axle 2	JTR1478	30	520	64
					Centre 1	JTF3221	12				520	
			Centre 2	JTF3323	22							
400	Polaris	400 Scrambler 4 x 4	W7840	96-99	C/S 1	JTF3221	13	Mid Axle 1	JTR1478	38	520	84
					C/S 2	JTF3222	11				520	70
					Front Axle	JTF3323	22	Mid Axle 2	JTR1478	30	520	64
					Centre 1	JTF3221	12				520	
			Centre 2	JTF3323	22							
400	Polaris	400 Scrambler 4 x 4 / 2 x 4		00-02	C/S	JTF3221	13	Rear	JTR1478	36	520	76
400	Polaris	400 Sportsman 4 x 4	W8040	94-96	C/S 1	JTF3221	13	Mid Axle 1	JTR1478	34	520	84
					C/S 2	JTF3222	11				520	70
					Front Axle	JTF3323	22	Mid Axle 2	JTR1478	30	520	64
					Centre 1	JTF3221	13				520	
			Centre 2	JTF3323	22							
400	Polaris	400 Trail Blazer 2 x 4		03	C/S	JTF3221	13	Rear	JTR1478	36	520	76
400	Polaris	400 Xplorer 4 x 4	W9140	95-99	C/S 1	JTF3221	13	Mid Axle 1	JTR1478	34	520	84
					C/S 2	JTF3222	11				520	70
					Front Axle	JTF3323	22	Mid Axle 2	JTR1478	30	520	64
					Centre 1	JTF3221	13				520	
			Centre 2	JTF3323	22							

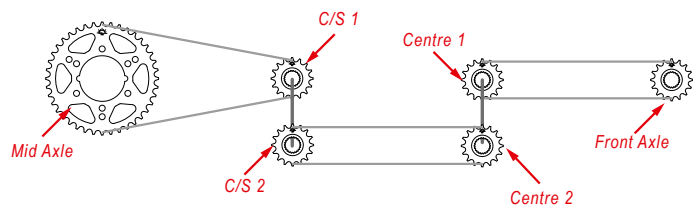
CC	Make	Model	Year	Front Sprocket			Rear Sprocket			Chain					
				Position	Part	T	Position	Part	T	Pitch	Length				
400	Polaris	400L '6 x 6	W8740	94-98	C/S 1	JTF3221	13	Mid Axle 1	JTR1478	42	520	88			
					C/S 2	JTF3222	11				520	70			
					Front Axle	JTF3323	22				520	64			
					Centre 1	JTF3221	12				Mid Axle 2	JTR1478	30	520	116
					Centre 2	JTF3323	22							Rear Axle	JTR1478
400	Polaris	400 Scrambler		00-01	C/S	JTF3221	13	Rear	JTR1478	36	520				
425	Polaris	425 Magnum 2 x 4	W7544	95-98	C/S	JTF3221	12	Rear	JTR1478	38	520	86			
425	Polaris	425 Magnum 4 x 4	W8144	95-98	C/S 1	JTF3221	12	Mid Axle 1	JTR1478	38	520	86			
					C/S 2	JTF3222	11				520	70			
					Front Axle	JTF3323	22				520	68			
					Centre 1	JTF3221	11				Mid Axle 2	JTR1478	30	520	116
					Centre 2	JTF3323	22							Rear Axle	JTR1478
425	Polaris	425 Magnum 6 x 6		96	C/S 1	JTF3221	12	Mid Axle 1	JTR1478	42	520	88			
					C/S 2	JTF3222	11				520	72			
					Front Axle	JTF3323	22				520	68			
					Centre 1	JTF3221	11				Mid Axle 2	JTR1478	30	520	116
					Centre 2	JTF3323	24							Rear Axle	JTR1478
450	Polaris	450 Outlaw S		08-10	C/S	JTF1901	14	Rear	JTR1480	38	520	98			
450	Polaris	450 Outlaw MXR		09-10	C/S	JTF1901	14	Rear	JTR1480	38	520	98			
500	Polaris	500 Outlaw		06-07	C/S	JTF1309	14	Rear			520	90			
500	Polaris	500 Predator E 2x4		03-04	C/S	JTF1309	14	Rear	JTR1480	37	520	94			
500	Polaris	500 Predator		05-06	C/S	JTF1309	14	Rear	JTR1480	38	520	94			
500	Polaris	500 Predator LE		07	C/S	JTF1309	14	Rear	JTR1480	38	520	94			
500	Polaris	500 Scrambler 4 x 4		00-11	C/S	JTF3221	13	Rear	JTR1478	36	520				
525	Polaris	525 Outlaw		07	C/S	JTF1901	14	Rear			520	98			
525	Polaris	525 Outlaw IRS		08-09	C/S	JTF1901	14	Rear			520	98			
525	Polaris	525 Outlaw IRS 2 x 4		10-11	C/S	JTF1901	14	Rear			520	98			
525	Polaris	525 Outlaw S		08-10	C/S	JTF1901	14	Rear	JTR1480	38	520	98			

Polaris Sprocket Arrangement

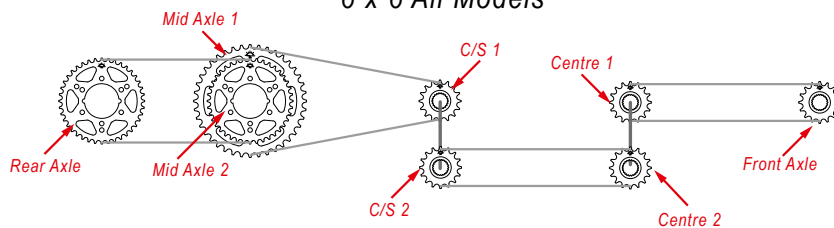
4 x 6 All Models



4 x 4 All Models



6 x 6 All Models



CC	Make	Model	Year	Front Sprocket			Rear Sprocket			Chain	
				Normal	Special	T	Steel	RaceLite Aluminium	T	Pitch	Length
Suzuki Three Wheels											
50	Suzuki	ALT50 D,E	83-84	JTF563		11	JTR801		37	420	64
125	Suzuki	ALT125 D,E,F,G	83-86	JTF426		13			49	428	90
185	Suzuki	ALT185 F	85	JTF1439		12			38	520	72
Suzuki Four Wheels											
50	Suzuki	LT50 E,F,G,H	84-87	JTF563		11	JTR801		37	420	64
50	Suzuki	LT50 J,K,X,Y	97-00	JTF563		11	JTR801		37	420	64
50	Suzuki	LT A-50 K1	01	JTF563		11	JTR801		37	420	78
50	Suzuki	LT A-50 K2,K3,K4,K5 QuadSport	02-05	JTF562		10			37	420	78
80	Suzuki	LT80 K,L,M,N,P,R,S,T,V,WX,Y,K1-K6 QuadSport	89-06	JTF1407		10	JTR1795		22	520	36
125	Suzuki	LT125 D/E/F/G/H	83-87	JTF426		13			49	428	90
160	Suzuki	LT160 E K/L/M/N/P Quadrunner	89-92	JTF1439		11	JTR1826		39	520	84
160	Suzuki	LT-F160 M,N,P,R,S,T,V,W,X,Y,K1	91-01	JTF1439		11	JTR1826		39	520	84
160	Suzuki	LT-F160 K2,K3,K4 Quadrunner	02-04	JTF1439		11	JTR1826		39	520	84
185	Suzuki	LT185 E,F,G,H	84-87	JTF1439		12			38	520	72
230	Suzuki	LT230 S- F,G,H,J	85-88	JTF1439		12	JTR1826		41	520	84
230	Suzuki	LT230 E- H,J,K,L,M,N,P	86-93	JTF1439		11	JTR1826		41	520	84
250	Suzuki	LT250 R- F,G,H,J,K,L Quadracer	85-90	JTF432		12	JTR1826		42	520	102
250	Suzuki	LT250 R -N,P Quadracer	92-93	JTF432		12	JTR1826		42	520	102
250	Suzuki	LT250 E,EF- F	85	JTF1445		11	JTR1825		38	520	78
250	Suzuki	LT250 EF G	86	JTF431		11	JTR1825		41	520	78
250	Suzuki	LT250 S- K,L	89-90	JTF1439		12	JTR1826		39	520	86
300	Suzuki	LT300 E- H,J,K	87-89	JTF431		11	JTR1825		41	520	92
400	Suzuki	LT-Z400 K3,K4,K5,K6,K7,K8 QuadSport	03-08	JTF1401		14	JTR1826		40	520	96
400	Suzuki	LT-Z400 K9,L0,L1,L2 QuadSport	09-12	JTF1401		14	JTR1760		40	520	96
450	Suzuki	LT-R450 K6,K7,K8,K9 Quadracer	06-09	JTF1401		14	JTR1760		36	520	96
450	Suzuki	LT-R450 L0 Quadracer R450 Ltd. Ed.	10	JTF1401		14	JTR1760		36	520	96
500	Suzuki	LT500 R- H Quadzilla	87	JTF1450		13	JTR1825		42	520	96
500	Suzuki	LT500 R- J,K,L Quadzilla	88-92	JTF1450		13	JTR1825		40	520	98
Yamaha Three Wheels											
125	Yamaha	YT125 G,H (Tri Moto)	80-81	JTF426		13			49	428	60
125	Yamaha	YT125 J,K,L,N (Tri Moto)	82-85	JTF421		11			39	520	48
125	Yamaha	YT125 J,K,L,N (Tri Moto)	82-85	JTF421		11			42	520	50
175	Yamaha	YT175 J,K (Tri Moto)	82-83	JTF421		11			39	520	48
175	Yamaha	YT175 J,K (Tri Moto)	82-83	JTF421		11			42	520	50
200	Yamaha	YTM200 K,L,N (Tri Moto)	83-85	JTF1552		11	JTR1912		42	520	60
250	Yamaha	YTZ250 N,S (Tri Moto)	85-86	JTF569		13	JTR853	JTA853BLK	44	520	98
Yamaha Four Wheels											
125	Yamaha	YFA1 W,B,D,E,F,G,H,J,K,L,M,N,P,R,S 125 Breeze	89-04	JTF569		12	JTR1910		32	520	74
125	Yamaha	YFM125 G-S,T,V,W,X,Y,Z,A,B Grizzly	04-12	JTF569		12	JTR1910		32	520	74
125	Yamaha	YFM125 R-A,B,D Raptor 2PA2	11-13	JTF548		14			48	428	
200	Yamaha	YFS200 U,W,A,B,D,E,F,G,H,J,K Blaster	88-98	JTF1554		13	JTR853	JTA853BLK	40	520	92
200	Yamaha	YFS200 L,M,N,P,R,S,T,V Blaster	99-06	JTF1554		13	JTR853	JTA853BLK	40	520	92
250	Yamaha	YFM250 R-X,Y,Z,A,B,D Raptor	08-13	JTF1593		14	JTR1857	JTA1857BLK	38	520	92
250	Yamaha	YFM250 RSP-X,Y,Z,A Raptor Special Edition	08-11	JTF1593		14	JTR1857	JTA1857BLK	38	520	92
250	Yamaha	YFM250 RSP2-X,Y Raptor Special Edition 2	08-09	JTF1593		14	JTR1857	JTA1857BLK	38	520	92
350	Yamaha	YFM350 X- T,U Warrior	87-88	JTF569		13	JTR1857		40	520	100
350	Yamaha	YFM350 X- W,B,D,E,F,G,H,J,K Warrior	89-98	JTF569		13	JTR853	JTA853BLK	40	520	98
350	Yamaha	YFM350 X- L,M,N,P,R,S Warrior	99-04	JTF569		13	JTR853	JTA853BLK	40	520	98
350	Yamaha	YFM350 S,T,V,W,X,Y,Z,A,B,D Raptor	04-13	JTF569		13	JTR1857	JTA1857BLK	38	520	98
350	Yamaha	YFM350 RSE-W Raptor Special Edition	07	JTF569		13	JTR1857	JTA1857BLK	38	520	98
350	Yamaha	YFZ350 T,U Banshee	87-88	JTF569		13	JTR1857		42	520	104
350	Yamaha	YFZ350 W,B,D,E,F,G,H,J,K Banshee	89-98	JTF569		14	JTR853	JTA853BLK	41	520	104
350	Yamaha	YFZ350 L,M,N,P,R,S,T,V Banshee	99-06	JTF569		14	JTR853	JTA853BLK	41	520	104
350	Yamaha	YFZ350 LE-S Banshee - Ltd Edition Black	04	JTF569		14	JTR853	JTA853BLK	41	520	104
450	Yamaha	YFZ450 S,T,V,W,X,Y,B,D	04-13	JTF565	JTF565SC	14	JTR1857	JTA1857BLK	38	520	98
450	Yamaha	YFZ450 BB-W Bill Ballance Edition	07	JTF565	JTF565SC	14	JTR1857	JTA1857BLK	38	520	98

CC	Make	Model	Year	Front Sprocket			Rear Sprocket			Chain	
				Normal	Special	T	Steel	RaceLite Aluminium	T	Pitch	Length
450	Yamaha	YFZ450 SE-W,X Special Edition	07-08	JTF565	JTF565SC	14	JTR1857	JTA1857BLK	38	520	98
450	Yamaha	YFZ450 R-Y,Z,A,B,D,E,F,G,H,J,K	09-19	JTF1592	JTF1592RB	14	JTR1857	JTA1857BLK	38	520	98
450	Yamaha	YFZ450 R (YFZ45YSXLL,ML,NL,PL,RL)	20-24	JTF1592	JTF1592RB	14	JTR1857	JTA1857BLK	38	520	98
450	Yamaha	YFZ450 R-D,F,E,F,G,H,J,K Special Edition	13-19	JTF1592	JTF1592RB	14	JTR1857	JTA1857BLK	38	520	98
450	Yamaha	YFZ450 R (YFZ45YSSL,MB,NB,PB,RD) Special Edition	20-24	JTF1592	JTF1592RB	14	JTR1857	JTA1857BLK	38	520	98
450	Yamaha	YFZ450 X-Z,A 18PA/B/C	10-11	JTF1592	JTF1592RB	14	JTR1857	JTA1857BLK	38	520	98
660	Yamaha	YFM660 R-N,P,R,S,T Raptor	01-05	JTF565	JTF565SC	13	JTR853	JTA853BLK	40	520	92
660	Yamaha	YFM660 RLE-S Raptor - Ltd Editon Black	04	JTF565	JTF565SC	13	JTR853	JTA853BLK	40	520	92
700	Yamaha	YFM700 R-V,W,X,Y,Z,A,B,D,E,F,G,H,J Raptor	06-19	JTF1592	JTF1592RB	14	JTR1857	JTA1857BLK	38	520	98
700	Yamaha	YFM700 (YFM70RSB-LW,MS,NS,PS,RL) Raptor	20-24	JTF1592	JTF1592RB	14	JTR1857	JTA1857BLK	38	520	98
700	Yamaha	YFM700 R (YFM70RSC-LL,ML,NLPL,RL) Raptor R	20-24	JTF1592	JTF1592RB	14	JTR1857	JTA1857BLK	38	520	98
700	Yamaha	YFM700 RSE-W,X,Y,Z,A,B,D,E,F,G,H,J Raptor Special Edition	07-18	JTF1592	JTF1592RB	14	JTR1857	JTA1857BLK	38	520	98
700	Yamaha	YFM700 RSE (YFM70RS-SKR,SLR,CMB,CNB,CPB,CRB) Raptor R SE	19-24	JTF1592	JTF1592RB	14	JTR1857	JTA1857BLK	38	520	98
700	Yamaha	YFM700 RYR-W Raptor Gytr Edition	07	JTF1592	JTF1592RB	14	JTR1857	JTA1857BLK	38	520	98

Gear Ratio Table

<<<< Faster acceleration

Front sprocket teeth

More top end speed >>>>

	9	10	11	12	13	14	15	16	17	18	19
30	3.33	3.00	2.73	2.50	2.31	2.14	2.00	1.88	1.76	1.67	1.58
31	3.44	3.10	2.82	2.58	2.38	2.21	2.07	1.94	1.82	1.72	1.63
32	3.56	3.20	2.91	2.67	2.46	2.29	2.13	2.00	1.88	1.78	1.68
33	3.67	3.30	3.00	2.75	2.54	2.36	2.20	2.06	1.94	1.83	1.74
34	3.78	3.40	3.09	2.83	2.62	2.43	2.27	2.13	2.00	1.89	1.79
35	3.89	3.50	3.18	2.92	2.69	2.50	2.33	2.19	2.06	1.94	1.84
36	4.00	3.60	3.27	3.00	2.77	2.57	2.40	2.25	2.12	2.00	1.89
37	4.11	3.70	3.36	3.08	2.85	2.64	2.47	2.31	2.18	2.06	1.95
38	4.22	3.80	3.45	3.17	2.92	2.71	2.53	2.38	2.24	2.11	2.00
39	4.33	3.90	3.55	3.25	3.00	2.79	2.60	2.44	2.29	2.17	2.05
40	4.44	4.00	3.64	3.33	3.08	2.86	2.67	2.50	2.35	2.22	2.11
41	4.56	4.10	3.73	3.42	3.15	2.93	2.73	2.56	2.41	2.28	2.16
42	4.67	4.20	3.82	3.50	3.23	3.00	2.80	2.63	2.47	2.33	2.21
43	4.78	4.30	3.91	3.58	3.31	3.07	2.87	2.69	2.53	2.39	2.26
44	4.89	4.40	4.00	3.67	3.38	3.14	2.93	2.75	2.59	2.44	2.32
45	5.00	4.50	4.09	3.75	3.46	3.21	3.00	2.81	2.65	2.50	2.37
46	5.11	4.60	4.18	3.83	3.54	3.29	3.07	2.88	2.71	2.56	2.42
47	5.22	4.70	4.27	3.92	3.62	3.36	3.13	2.94	2.76	2.61	2.47
48	5.33	4.80	4.36	4.00	3.69	3.43	3.20	3.00	2.82	2.67	2.53
49	5.44	4.90	4.45	4.08	3.77	3.50	3.27	3.06	2.88	2.72	2.58
50	5.56	5.00	4.55	4.17	3.85	3.57	3.33	3.13	2.94	2.78	2.63
51	5.67	5.10	4.64	4.25	3.92	3.64	3.40	3.19	3.00	2.83	2.68
52	5.78	5.20	4.73	4.33	4.00	3.71	3.47	3.25	3.06	2.89	2.74
53	5.89	5.30	4.82	4.42	4.08	3.79	3.53	3.31	3.12	2.94	2.79
54	6.00	5.40	4.91	4.50	4.15	3.86	3.60	3.38	3.18	3.00	2.84
55	6.11	5.50	5.00	4.58	4.23	3.93	3.67	3.44	3.24	3.06	2.89
56	6.22	5.60	5.09	4.67	4.31	4.00	3.73	3.50	3.29	3.11	2.95
57	6.33	5.70	5.18	4.75	4.38	4.07	3.80	3.56	3.35	3.17	3.00
58	6.44	5.80	5.27	4.83	4.46	4.14	3.87	3.63	3.41	3.22	3.05
59	6.56	5.90	5.36	4.92	4.54	4.21	3.93	3.69	3.47	3.28	3.11
60	6.67	6.00	5.45	5.00	4.62	4.29	4.00	3.75	3.53	3.33	3.16
61	6.78	6.10	5.55	5.08	4.69	4.36	4.07	3.81	3.59	3.39	3.21
62	6.89	6.20	5.64	5.17	4.77	4.43	4.13	3.88	3.65	3.44	3.26
63	7.00	6.30	5.73	5.25	4.85	4.50	4.20	3.94	3.71	3.50	3.32
64	7.11	6.40	5.82	5.33	4.92	4.57	4.27	4.00	3.76	3.56	3.37
65	7.22	6.50	5.91	5.42	5.00	4.64	4.33	4.06	3.82	3.61	3.42

Lower gear ratios allow for higher top speeds. Higher gear ratios increase torque for better acceleration.

JT RACELITE 7075-T6 ERGAL				
BLACK	ORANGE	BLUE	RED	GOLD
JTA28.41BLK				
JTA28.42BLK				
JTA28.43BLK				
JTA28.44BLK				
JTA75.40BLK				
JTA75.41BLK				
JTA75.42BLK				
JTA75.43BLK				
JTA75.44BLK				
JTA75.45BLK				
JTA75.46BLK				
JTA210.40BLK			JTA210.40RED	
JTA210.42BLK			JTA210.42RED	
JTA210.43BLK				
JTA210.44BLK			JTA210.44RED	
JTA210.45BLK			JTA210.45RED	
JTA210.46BLK			JTA210.46RED	
JTA210.47BLK			JTA210.47RED	
JTA210.48BLK			JTA210.48RED	
JTA210.49BLK			JTA210.49RED	
JTA210.50BLK			JTA210.50RED	
JTA210.51BLK			JTA210.51RED	
JTA210.52BLK			JTA210.52RED	
JTA210.53BLK			JTA210.53RED	
JTA210.54BLK				
JTA215.48BLK			JTA215.48RED	
JTA215.49BLK				
JTA215.50BLK			JTA215.50RED	
JTA215.51BLK				
			JTA215.55RED	
JTA215.56BLK			JTA215.56RED	
JTA217.49BLK				
JTA217.50BLK				
JTA217.55BLK				
JTA217.56BLK				
JTA251.48BLK		JTA251.48BLU		
JTA251.49BLK		JTA251.49BLU		
JTA251.50BLK		JTA251.50BLU		
JTA251.51BLK		JTA251.51BLU		
JTA251.52BLK		JTA251.52BLU		
JTA460.46BLK				
JTA460.47BLK				
JTA460.48BLK				
JTA460.49BLK				
JTA460.50BLK				JTA460.50GLD
JTA460.51BLK				JTA460.51GLD
JTA460.52BLK				
JTA461.48BLK				
JTA461.49BLK				
JTA461.50BLK				
JTA461.51BLK				
JTA461.52BLK				
JTA461.53BLK				
JTA461.54BLK				
JTA462.49BLK				
JTA462.51BLK				
JTA462.52BLK				
JTA462.54BLK				
JTA464.44BLK				
JTA478.39BLK				
JTA478.40BLK				
JTA478.41BLK				
JTA478.42BLK				
JTA478.43BLK				JTA478.43GLD
JTA478.44BLK				

JT RACELITE 7075-T6 ERGAL				
BLACK	ORANGE	BLUE	RED	GOLD
JTA478.45BLK				
JTA478.46BLK				JTA478.46GLD
JTA478.47BLK				
JTA486.41BLK				
JTA486.42BLK				
JTA486.43BLK				
JTA486.44BLK				
JTA486.45BLK				JTA486.45GLD
JTA486.46BLK				JTA486.46GLD
JTA486.47BLK				JTA486.47GLD
JTA486.48BLK				
JTA486.49BLK				
JTA486.50BLK				
JTA486.51BLK				
JTA486.52BLK				
JTA703.42BLK				
JTA703.43BLK				
JTA703.44BLK				
JTA735.37BLK				
JTA735.38BLK				
JTA735.39BLK				
JTA735.40BLK				
JTA735.41BLK				
JTA735.42BLK				
JTA735.43BLK				
JTA746.43BLK				
JTA746.44BLK				
JTA746.45BLK				
JTA746.46BLK				
JTA746.47BLK				
JTA751.36BLK				
JTA751.38BLK				
JTA751.40BLK				
JTA751.42BLK				
JTA751.43BLK				
JTA751.44BLK				
JTA752.36BLK				
JTA752.38BLK				
JTA752.39BLK				
JTA752.40BLK				
JTA752.41BLK				
JTA752.42BLK				
JTA752.45BLK				
JTA761.38BLK				
JTA762.38BLK				
JTA762.39BLK				
JTA762.40BLK				
JTA762.41BLK				
JTA762.42BLK				
JTA762.43BLK				
JTA798.46BLK		JTA798.46BLU		
JTA798.47BLK		JTA798.47BLU		
JTA798.48BLK				
JTA798.49BLK				
JTA798.50BLK				
JTA798.51BLK				
JTA798.52BLK		JTA798.52BLU		
JTA807.42BLK				
JTA807.44BLK				
JTA807.45BLK				
JTA808.43BLK				
JTA808.46BLK				
JTA808.47BLK				
JTA808.48BLK				
JTA808.49BLK				

JT RACELITE 7075-T6 ERGAL				
BLACK	ORANGE	BLUE	RED	GOLD
JTA808.50BLK				
JTA808.51BLK				
JTA808.52BLK				
JTA808.53BLK				
JTA822.44BLK				
JTA822.45BLK		JTA822.45BLU		
JTA822.48BLK		JTA822.48BLU		
JTA822.49BLK				
JTA822.50BLK		JTA822.50BLU		
JTA822.51BLK				
JTA822.52BLK				
JTA822.53BLK				
JTA823.45BLK				
JTA831.46BLK				
JTA831.47BLK				
JTA853.40BLK				
JTA853.41BLK				
JTA853.43BLK				
JTA853.44BLK				
JTA853.46BLK				
JTA853.48BLK				
JTA853.49BLK				
JTA853.50BLK				
JTA853.51BLK				
JTA853.52BLK				
JTA857.40BLK				
JTA857.42BLK				
JTA881.38BLK	JTA881.38ORG			
	JTA890.42ORG			
JTA890.44BLK	JTA890.44ORG			
JTA890.45BLK	JTA890.45ORG			
JTA891.46BLK	JTA891.46ORG			
JTA891.48BLK	JTA891.48ORG			
JTA894.46BLK				
JTA894.48BLK	JTA894.48ORG			
JTA894.50BLK	JTA894.50ORG			
JTA895.46BLK	JTA895.46ORG	JTA895.46BLU		
JTA895.47BLK	JTA895.47ORG			
JTA895.48BLK	JTA895.48ORG			
JTA895.49BLK	JTA895.49ORG	JTA895.49BLU	JTA895.49RED	
JTA895.50BLK	JTA895.50ORG			
JTA896.48BLK				
JTA896.50BLK				
JTA896.52BLK				
JTA897.38BLK	JTA897.38ORG			
JTA897.40BLK	JTA897.40ORG			
JTA897.41BLK	JTA897.41ORG			
JTA897.42BLK	JTA897.42ORG			
JTA897.45BLK	JTA897.45ORG			
JTA897.47BLK	JTA897.47ORG			
JTA897.48BLK	JTA897.48ORG	JTA897.48BLU	JTA897.48RED	
JTA897.49BLK	JTA897.49ORG	JTA897.49BLU	JTA897.49RED	
JTA897.50BLK	JTA897.50ORG	JTA897.50BLU	JTA897.50RED	
JTA897.51BLK	JTA897.51ORG	JTA897.51BLU	JTA897.51RED	
JTA897.52BLK	JTA897.52ORG	JTA897.52BLU	JTA897.52RED	
JTA898.38BLK				
JTA898.40BLK				
JTA1204.46BLK			JTA1204.46RED	
JTA1204.49BLK			JTA1204.49RED	
JTA1214.38BLK			JTA1214.38RED	
JTA1301.40BLK			JTA1301.40RED	
JTA1303.41BLK				
JTA1303.42BLK				
JTA1303.43BLK				
JTA1303.44BLK				

JT RACELITE 7075-T6 ERGAL				
BLACK	ORANGE	BLUE	RED	GOLD
JTA1303.45BLK				
JTA1303.46BLK				
JTA1303.47BLK				
JTA1303.48BLK				
JTA1303.49BLK				
JTA1303.50BLK				
JTA1303.51BLK				
JTA1303.52BLK				
JTA1304.43BLK				
JTA1304.44BLK				
JTA1304.45BLK				
JTA1307.42BLK				
JTA1307.44BLK				
JTA1308.39BLK				
JTA1308.40BLK				
JTA1308.41BLK				
JTA1308.42BLK				
JTA1308.43BLK				
JTA1308.44BLK				
JTA1308.45BLK				
JTA1308.46BLK				
JTA1308.47BLK				
JTA1308.48BLK				
JTA1350.38BLK				
JTA1350.39BLK				
JTA1414.43BLK				
JTA1465.46BLK				
JTA1465.47BLK				
JTA1489.43BLK				
JTA1489.44BLK				
JTA1792.42BLK				
JTA1792.43BLK				
JTA1792.44BLK				
JTA1792.45BLK				
JTA1792.46BLK				
JTA1792.47BLK				
JTA1792.48BLK				
JTA1793.42BLK				
JTA1793.43BLK				
JTA1793.44BLK				
JTA1793.45BLK				
JTA1793.46BLK				
JTA1793.47BLK				
JTA1793.48BLK				
JTA1798.47BLK				
JTA1825.42BLK				
JTA1826.39BLK				
JTA1826.42BLK				
JTA1857.36BLK				
JTA1857.37BLK				
JTA1857.38BLK				
				JTA1876.43GLD
				JTA1876.46GLD
JTA2020.41BLK				
JTA2020.45BLK				
JTA2020.46BLK				
JTA2020.47BLK				
JTA2020.48BLK				
JTA2080.40BLK				
JTA2080.41BLK				
JTA2080.42BLK				
JTA2080.43BLK				
JTA2080.44BLK				
JTA2080.45BLK				
JTA2080.46BLK				

GREY	GOLD	ORANGE	BLUE	RED
JTX210.45GR				JTX210.45RED
JTX210.47GR				JTX210.47RED
JTX210.48GR				JTX210.48RED
JTX210.49GR				JTX210.49RED
JTX210.50GR				JTX210.50RED
JTX210.51GR				JTX210.51RED
JTX210.52GR				JTX210.52RED
JTX251.48GR	JTX251.48GLD		JTX251.48BLU	
JTX251.49GR	JTX251.49GLD		JTX251.49BLU	
JTX251.50GR	JTX251.50GLD		JTX251.50BLU	
JTX251.51GR	JTX251.51GLD		JTX251.51BLU	
JTX251.52GR	JTX251.52GLD		JTX251.52BLU	
JTX460.48GR	JTX460.48GLD			
JTX460.49GR	JTX460.49GLD			
JTX460.50GR	JTX460.50GLD			
JTX460.51GR	JTX460.51GLD			
JTX478.40GR	JTX478.40GLD			
JTX478.41GR	JTX478.41GLD			
JTX478.42GR	JTX478.42GLD			
JTX478.43GR	JTX478.43GLD			
JTX478.44GR	JTX478.44GLD			
JTX478.45GR	JTX478.45GLD			
JTX478.46GR	JTX478.46GLD			
JTX478.47GR	JTX478.47GLD			
JTX486.42GR	JTX486.42GLD			
JTX486.43GR	JTX486.43GLD			
JTX486.44GR	JTX486.44GLD			
JTX486.45GR	JTX486.45GLD			
JTX486.46GR	JTX486.46GLD			
JTX486.47GR	JTX486.47GLD			
JTX486.48GR	JTX486.48GLD			
JTX808.47GR				
JTX808.48GR	JTX808.48GLD			
JTX808.49GR	JTX808.49GLD			
JTX808.50GR	JTX808.50GLD			
JTX808.51GR	JTX808.51GLD			
JTX822.48GR	JTX822.48GLD		JTX822.48BLU	

GREY	GOLD	ORANGE	BLUE	RED
JTX822.50GR	JTX822.50GLD		JTX822.50BLU	
JTX822.52GR	JTX822.52GLD			
JTX890.45GR		JTX890.45ORG		
		JTX897.40ORG		
JTX897.41GR		JTX897.41ORG		
JTX897.42GR		JTX897.42ORG		
JTX897.45GR		JTX897.45ORG		
JTX897.47GR		JTX897.47ORG		
JTX897.48GR		JTX897.48ORG	JTX897.48BLU	
JTX897.49GR		JTX897.49ORG	JTX897.49BLU	
JTX897.50GR		JTX897.50ORG	JTX897.50BLU	
JTX897.51GR		JTX897.51ORG	JTX897.51BLU	
JTX897.52GR		JTX897.52ORG	JTX897.52BLU	
JTX1304.41GR	JTX1304.41GLD			
JTX1304.42GR	JTX1304.42GLD			
JTX1304.43GR	JTX1304.43GLD			
JTX1304.44GR	JTX1304.44GLD			
JTX1304.45GR	JTX1304.45GLD			
JTX1304.47GR	JTX1304.47GLD			
	JTX1306.42GLD			
	JTX1306.43GLD			
JTX1307.41GR	JTX1307.41GLD			
JTX1307.42GR	JTX1307.42GLD			
JTX1307.44GR	JTX1307.44GLD			
JTX1307.45GR	JTX1307.45GLD			
JTX1307.46GR	JTX1307.46GLD			
JTX1308.41GR	JTX1308.41GLD			
JTX1308.42GR	JTX1308.42GLD			
JTX1308.43GR	JTX1308.43GLD			
JTX1308.44GR	JTX1308.44GLD			
JTX1308.45GR	JTX1308.45GLD			
JTX1792.42GR	JTX1792.42GLD			
JTX1792.43GR	JTX1792.43GLD			
JTX1792.45GR	JTX1792.45GLD			
JTX1792.47GR	JTX1792.47GLD			
	JTX1876.46GLD			
	JTX1876.48GLD			

HEAT-INDUCTION HARDENED HIGH CARBON STEEL

JT advanced tempering process achieves hardness that could last six times longer than a 7075-T6 aluminium sprocket, enhancing power transfer

STEEL OUTER RING

LIGHTWEIGHT AVIATION-GRADE ERGAL 7075-T6 ALUMINIUM

Precision made using state of the art laser cutting and CNC equipment, resulting in an ultra lightweight race proven design

ALU CORE

J T S p r o c k e t s



LEADERS IN POWER DRIVE ENGINEERING

Albania	Chile	Gibraltar	Japan	North Macedonia	South Korea
Algeria	China	Great Britain	Kosovo	Norway	Spain
Argentina	Croatia	Greece	Latvia	Pakistan	Sweden
Armenia	Czech Republic	Guyana	Lebanon	Philippines	Switzerland
Australia	Costa Rica	Hong Kong	Lithuania	Poland	Syria
Austria	Cyprus	Hungary	Malaysia	Portugal	Taiwan
Belarus	Denmark	Iceland	Malta	Puerto Rico	Thailand
Belgium	Dominican Republic	India	Mexico	Romania	Turkey
Bermuda	Ecuador	Indonesia	Moldova	Russia	Ukraine
Bosnia & Herzegovina	Egypt	Iran	Montenegro	Serbia	Uruguay
Brazil	Estonia	Ireland	Morocco	Slovakia	USA
Bulgaria	Finland	Israel	Myanmar	Slovenia	Venezuela
Cambodia	France	Italy	Netherlands	South Africa	Vietnam
Canada	Germany	Jamaica	New Zealand	Singapore	

www.jtsprockets.com



JT Sprockets - Europe
Bike Alert plc
Kent-UK

JT Sprockets - USA
Bike Alert Inc
Atlanta, GA.